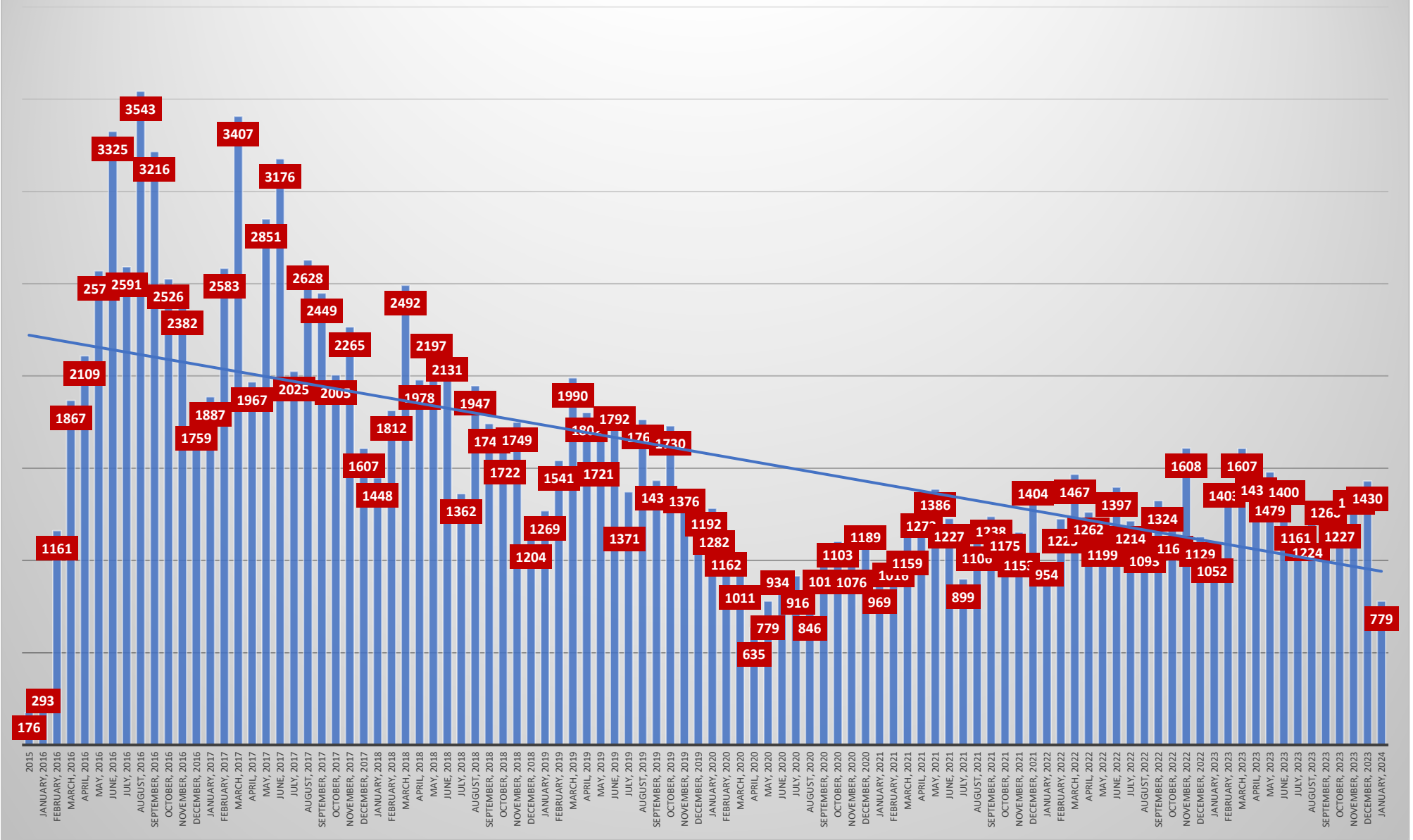


Cumulative Human Food Data		
Human Food		
Certificates issued to date	Total	155,100
	Domestic	90,203
	International	64,897
Lead Instructor certificates to date	Total	2,293
	Domestic	1,366
	International	927
Total Participant Courses Registered		
Total Participant Courses Registered	Total	15,160
	Domestic	8,258
	International	6,902
Upcoming Registered Participant Courses	Total	379
	Domestic	283
	International	96
Participant Courses completed	Total	13,780
	Domestic	7,665
	International	6,115
Average Class Size	Total	11
	Domestic	12
	International	11
LI Courses Completed		
LI Courses Completed	Total	109
	Domestic	71
	International	38
Upcoming LI Courses Scheduled	Total	0
	Domestic	0
	International	0

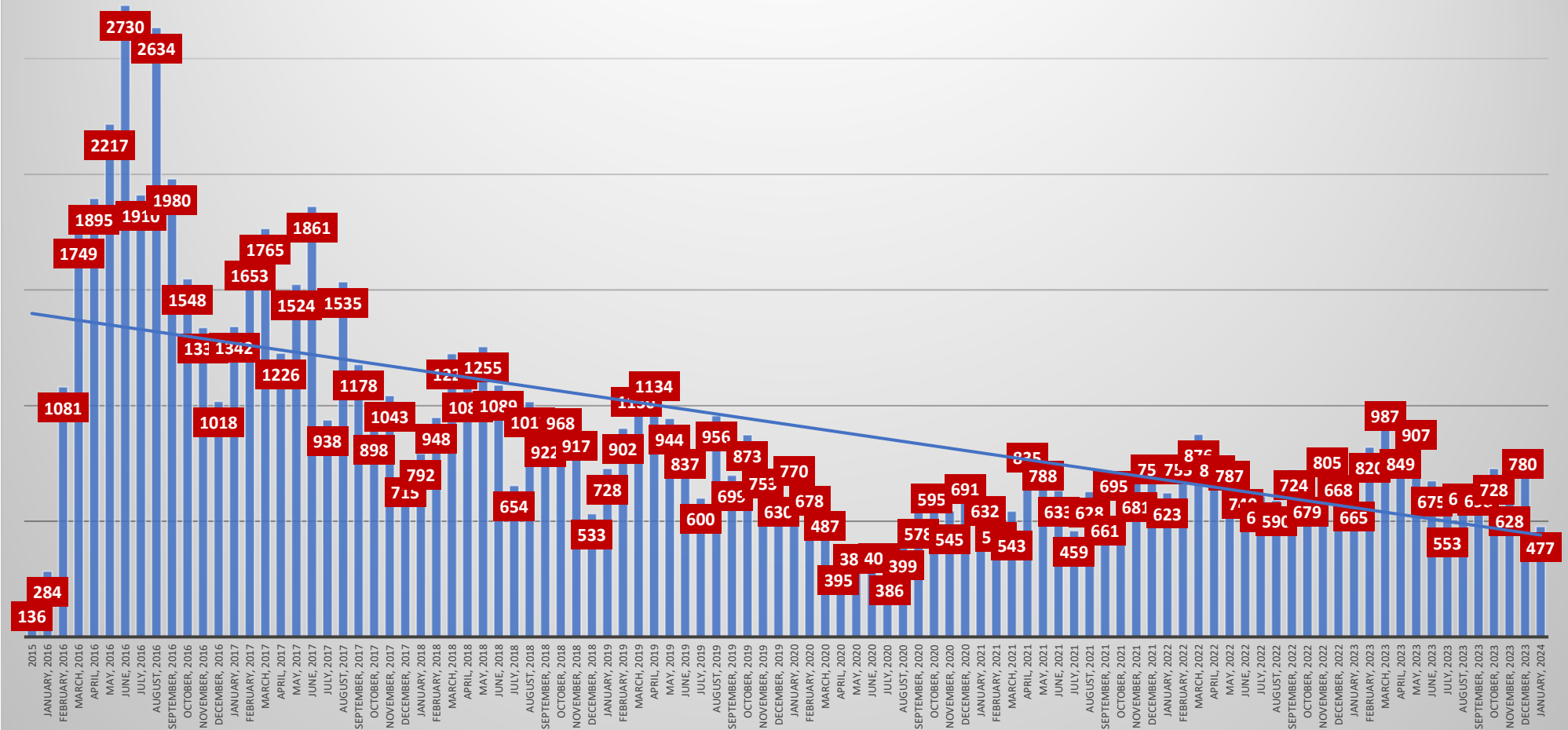
Cumulative Human Food Data		
Human Food Blended		
Enrolled Into Human Food Part 1	Total	6,831
	Domestic	6,238
	International	593
Part 1 Course Completions	Total	6,305
	Domestic	5,750
	International	555
Part 2 Certificates Issued	Total	5,685
	Domestic	5,185
	International	500
Part 2 Courses Completed	Total	1,164
	Domestic	1,038
	International	126

Human Food Total PCQI Certificates By Month with Trendline



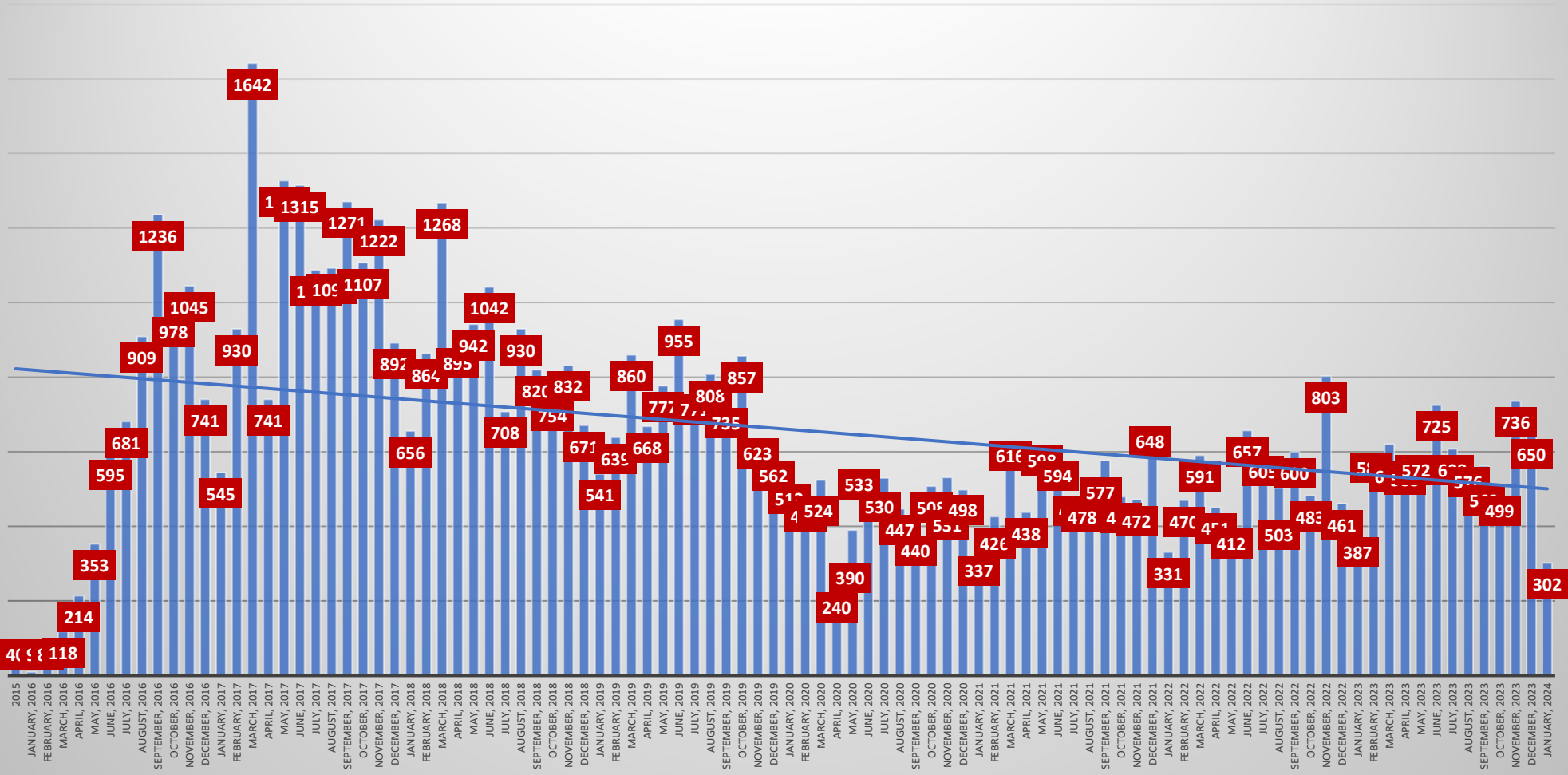
Data reported for the past 2-3 months are subject to change due to lag in submission of course rosters by instructors. Data reconciled quarterly.

Human Food Domestic PCQI Certificates By Month with Trendline



Data reported for the past 2-3 months are subject to change due to lag in submission of course rosters by instructors. Data reconciled quarterly.

Human Food International PCQI Certificates By Month with Trendline



Data reported for the past 2-3 months are subject to change due to lag in submission of course rosters by instructors. Data reconciled quarterly.

Human Food Data By Country			
Country	Lead instructors	Courses Completed	Certificates Issued
Afghanistan	0	0	1
Albania	0	0	2
Andorra	0	0	3
Algeria	0	0	1
Antigua and Barbuda	0	1	3
Argentina	14	76	974
Armenia	0	0	3
Australia	3	7	69
Austria	0	2	75
Bahamas	0	0	3
Bangladesh	3	1	51
Barbados	8	12	110
Belgium	4	19	155
Belize	0	3	37
Benin	1	4	32
Bolivia	0	6	146
Bosnia and Herzegovina	0	0	27
Brazil	10	118	1,122
Bulgaria	1	4	22
Burkina Faso	0	0	3
Burundi	1	0	4
Cambodia	0	3	32
Cameroon	0	0	8
Canada	45	463	3,693
Cape Verde	0	0	4
Cayman Islands	1	0	8
Chile	21	162	1,659
China	107	319	4,781
Cocos (Keeling) Islands	0	0	1
Colombia	28	148	2,319
Congo, The Democratic Republic of the	0	0	1

Human Food Data By Country (cont.)			
Country	Lead instructors	Courses Completed	Certificates Issued
Costa Rica	13	95	926
Cote d'Ivoire	0	7	62
Croatia	1	8	33
Cuba	0	1	24
Cyprus	1	1	20
Czech Republic	0	0	6
Denmark	2	18	148
Dominican Republic	13	41	515
Ecuador	28	139	1,535
Egypt	6	17	177
El Salvador	11	34	282
Estonia	0	0	3
Eswatini	0	0	1
Ethiopia	1	1	18
Fiji	0	2	39
Finland	0	1	11
France	12	211	1,214
Gambia	1	1	29
Georgia	0	1	9
Germany	5	104	945
Ghana	10	2	32
Greece	6	44	340
Grenada	0	1	22
Guatemala	33	87	1,234
Guyana	0	4	62
Haiti	3	5	47
Honduras	9	27	500
Hong Kong	1	7	11

Human Food Data By Country (cont.)			
Country	Lead instructors	Courses Completed	Certificates Issued
Hungary	2	10	40
India	131	293	2,760
Indonesia	3	91	591
Ireland	5	48	439
Israel	2	18	527
Italy	33	519	4,290
Jamaica	12	63	582
Japan	25	261	2,804
Jordan	0	1	11
Kenya	10	10	138
Korea, Democratic People's Republic of	0	0	35
Korea, Republic of	7	93	1,343
Latvia	0	0	2
Lebanon	3	7	160
Liberia	0	0	1
Liechtenstein	0	0	2
Lithuania	1	10	82
Luxembourg	0	3	38
Madagascar	2	8	117
Malawi	0	0	8
Malaysia	7	105	950
Maldives	0	1	17
Malta	0	0	1
Mauritius	1	4	51
Mexico	94	798	10,149
Micronesia, Federated States of	0	0	1
Morocco	0	5	137
Myanmar	0	0	4

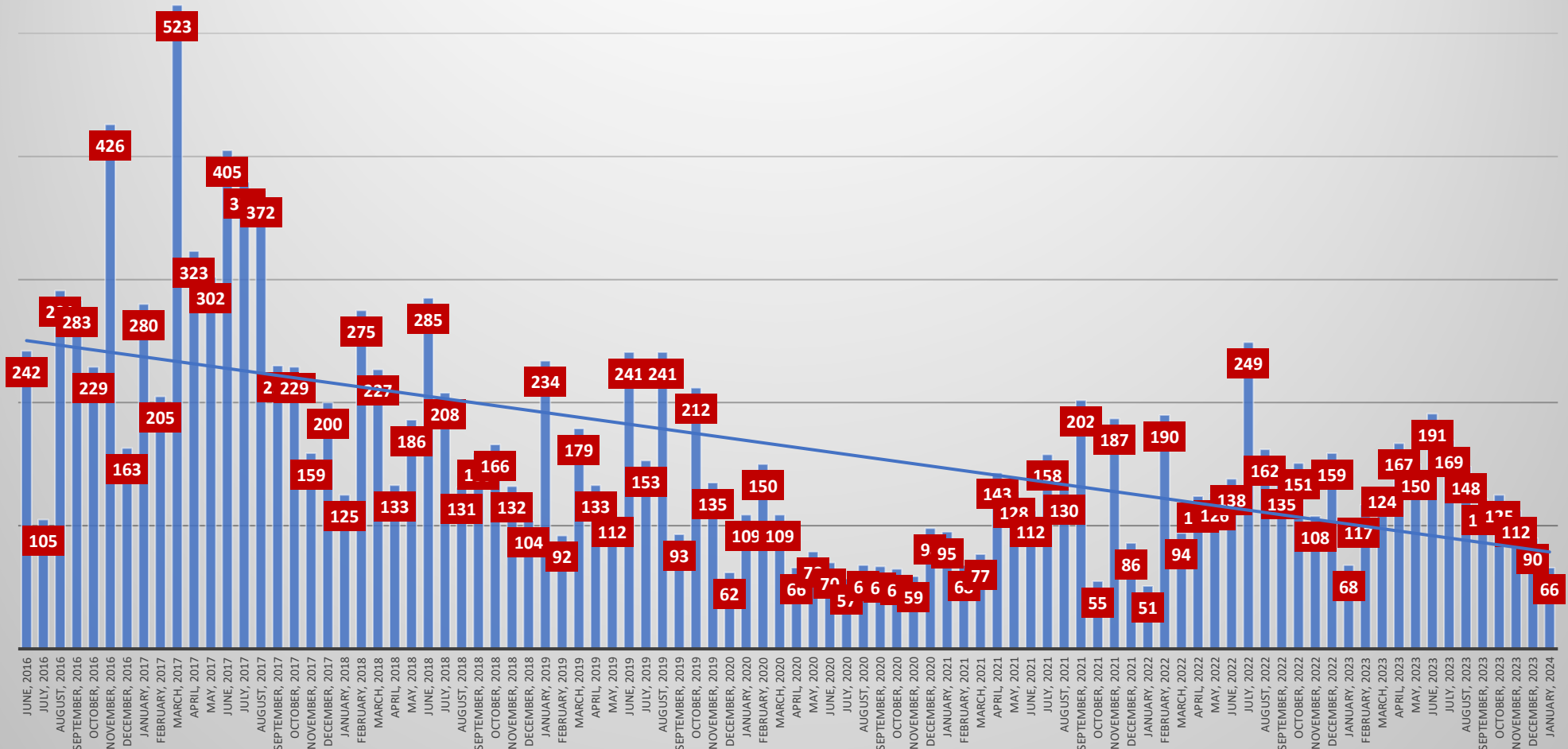
Human Food Data By Country (cont.)			
Country	Lead instructors	Courses Completed	Certificates Issued
Nepal	2	0	2
Netherlands	5	84	609
New Zealand	0	1	40
Nicaragua	0	14	233
Nigeria	1	0	37
North Macedonia	0	0	21
Norway	0	6	68
Oman	0	0	5
Pakistan	2	11	69
Panama	2	3	106
Papua New Guinea	0	0	2
Paraguay	10	18	361
Peru	46	153	1,688
Philippines	4	31	509
Poland	2	37	287
Portugal	2	24	260
Puerto Rico	0	0	0
Qatar	1	2	4
Romania	1	0	9
Russian Federation	0	0	5
Rwanda	0	0	46
Saint Lucia	1	0	2
Saudi Arabia	0	1	44
Senegal	0	0	1
Serbia	0	0	25
Singapore	2	16	213
Slovakia	0	0	7

Human Food Data By Country (cont.)			
Country	Lead instructors	Courses Completed	Certificates Issued
Slovenia	0	1	13
South Africa	1	5	86
Spain	26	369	3,117
Sri Lanka	3	21	190
Sudan	0	0	6
Sweden	0	2	33
Switzerland	1	21	215
Taiwan	10	103	1,773
Tanzania, United Republic of	1	2	10
Thailand	23	229	2,968
Trinidad and Tobago	9	31	261
Tunisia	0	1	40
Turkey	5	56	559
Turks and Caicos Islands	0	0	1
Uganda	3	0	17
Ukraine	1	0	11
United Arab Emirates	2	2	55
United Kingdom	10	58	460
United States	1,366	7,633	90,203
Uruguay	0	15	156
Uzbekistan	1	0	1
Venezuela	0	0	37
Vietnam	8	118	1,356
Zambia	1	0	5

Cumulative Animal Food Data		
Animal Food		
Certificates issued to date	Total	15,138
	Domestic	13,546
	International	1,592
Lead Instructor certificates to date	Total	349
	Domestic	277
	International	72
Total Participant Courses Registered	Total	1,341
	Domestic	1,174
	International	167
Upcoming Registered Participant Courses	Total	107
	Domestic	104
	International	3
Participant Courses completed	Total	1,253
	Domestic	1,107
	International	146
Average Class Size	Total	12
	Domestic	12
	International	11
LI Courses Completed	Total	17
	Domestic	13
	International	4
Upcoming LI courses scheduled	Total	0
	Domestic	0
	International	0

Cumulative Animal Food Data		
Animal Food Blended		
Enrolled Into Animal Food Part 1	Total	784
	Domestic	763
	International	21
Part 1 Course Completions	Total	703
	Domestic	685
	International	18
Part 2 Certificates Issued	Total	620
	Domestic	604
	International	16
Part 2 Courses Completed	Total	138
	Domestic	137
	International	1
Current Good Manufacturing Practices (CGMPs) for Animal Food Production		
Enrolled Into CGMP	Total	122
	Domestic	115
	International	7
CGMP Course Completions	Total	102
	Domestic	99
	International	3

Animal Food Total PCQI Certificates By Month with Trendline

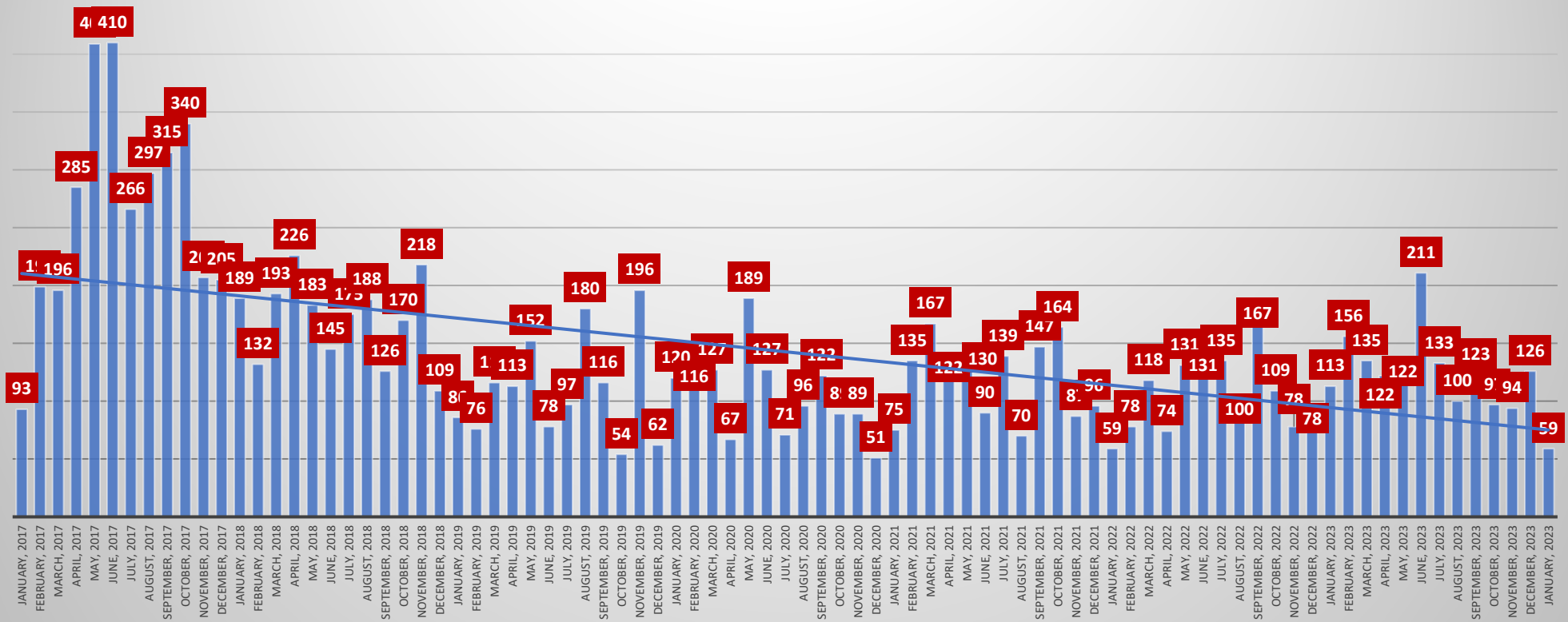


Data reported for the past 2-3 months are subject to change due to lag in submission of course rosters by instructors. Data reconciled quarterly.

Cumulative FSVP Data		
FSVP		
Certificates issued to date	Total	12,137
	Domestic	10,199
	International	1,938
Lead Instructor certificates to date	Total	379
	Domestic	318
	International	61
Total Participant Courses Registered	Total	1,842
	Domestic	1,498
	International	344
Upcoming Registered Participant Courses	Total	117
	Domestic	111
	International	6
Participant Courses completed	Total	1,523
	Domestic	1,299
	International	224
Average Class Size	Total	8
	Domestic	8
	International	9
LI Courses Completed	Total	18
	Domestic	18
	International	0
Upcoming LI courses scheduled	Total	0
	Domestic	0
	International	0

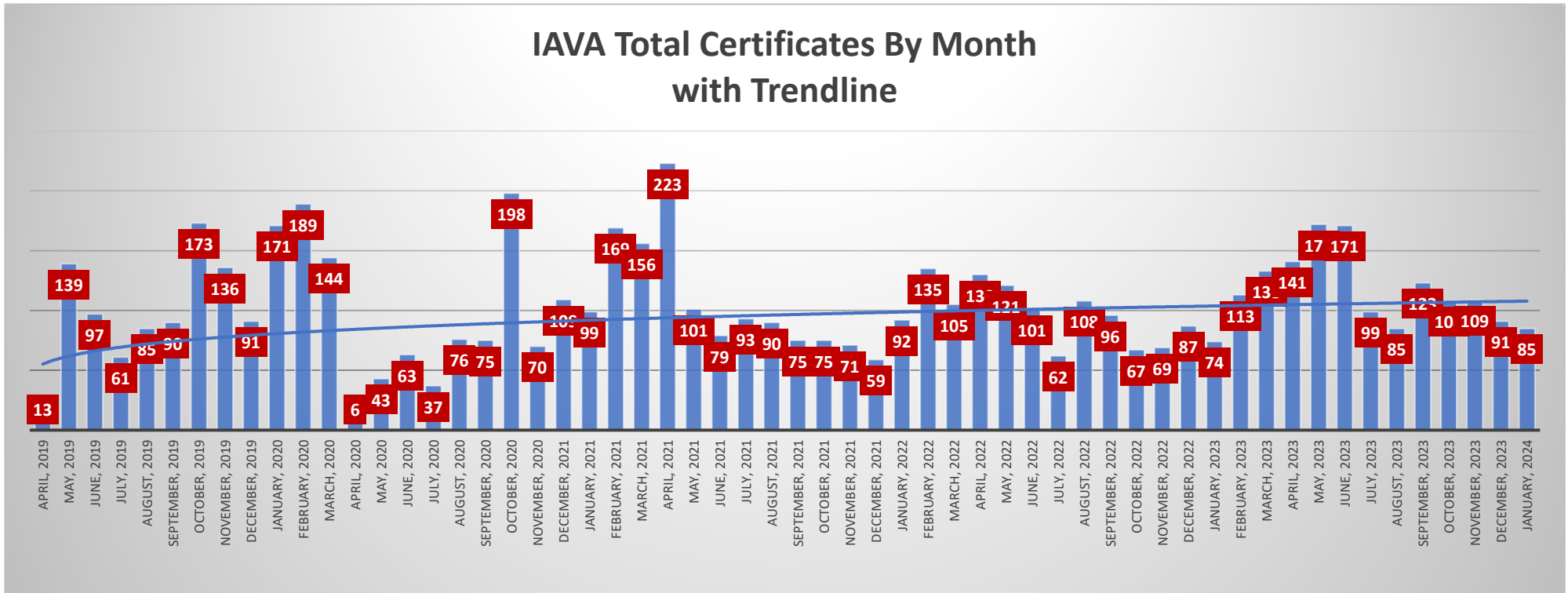
Cumulative FSVP Data		
FSVP Blended		
Enrolled Into FSVP Part 1	Total	668
	Domestic	623
	International	45
Part 1 Course Completions	Total	582
	Domestic	539
	International	43
Part 2 Certificates Issued	Total	477
	Domestic	451
	International	26
Part 2 Courses Completed	Total	139
	Domestic	139
	International	0

FSVP Total Certificates By Month with Trendline



Data reported for the past 2-3 months are subject to change due to lag in submission of course rosters by instructors. Data reconciled quarterly.

Cumulative IAVA Data		
IAVA		
Certificates issued to date	Total	6,033
	Domestic	2,838
	International	3,195
Lead Instructor certificates to date	Total	86
	Domestic	58
	International	28
Total Participant Courses Registered	Total	790
	Domestic	401
	International	389
Upcoming Registered Participant Courses	Total	58
	Domestic	35
	International	23
Participant Courses completed	Total	735
	Domestic	378
	International	357
Average Class Size	Total	8
	Domestic	8
	International	9
LI Courses Completed	Total	7
	Domestic	7
	International	0
Upcoming LI courses scheduled	Total	0
	Domestic	0
	International	0



Data reported for the past 2-3 months are subject to change due to lag in submission of course rosters by instructors. Data reconciled quarterly.

Intentional Adulteration		
Food Defense Awareness for the IA Rule	Number of times accessed	269,312
	Total Time Spent (minutes)	1,368,233
Overview of the Intentional Adulteration Rule (IA Rule)	Number of times accessed	84,202
	Total Time Spent (minutes)	515,084
Food Defense Awareness for the IA Rule: Spanish	Number of times accessed	35,436
	Total Time Spent (minutes)	124,915

IA Key Activity Types Course (Start Date: 11/28/2018)	Enrolled	3,587
	Not Started	75
	In Progress	36
	Completed	3,470
	Total Time Spent (minutes)	208d 10h 41m 2s
IA Mitigation Strategies (Start Date: 11/28/2018)	Enrolled	3,393
	Not Started	129
	In Progress	56
	Completed	3,205
	Total Time Spent (minutes)	391d 5h 26m 28s
IA Food Defense Plan Preparation and Reanalysis Course (Start Date: 12/11/2019)	Enrolled	1,751
	Not Started	106
	In Progress	38
	Completed	1,605
	Total Time Spent (minutes)	177d 9h 7m 13s