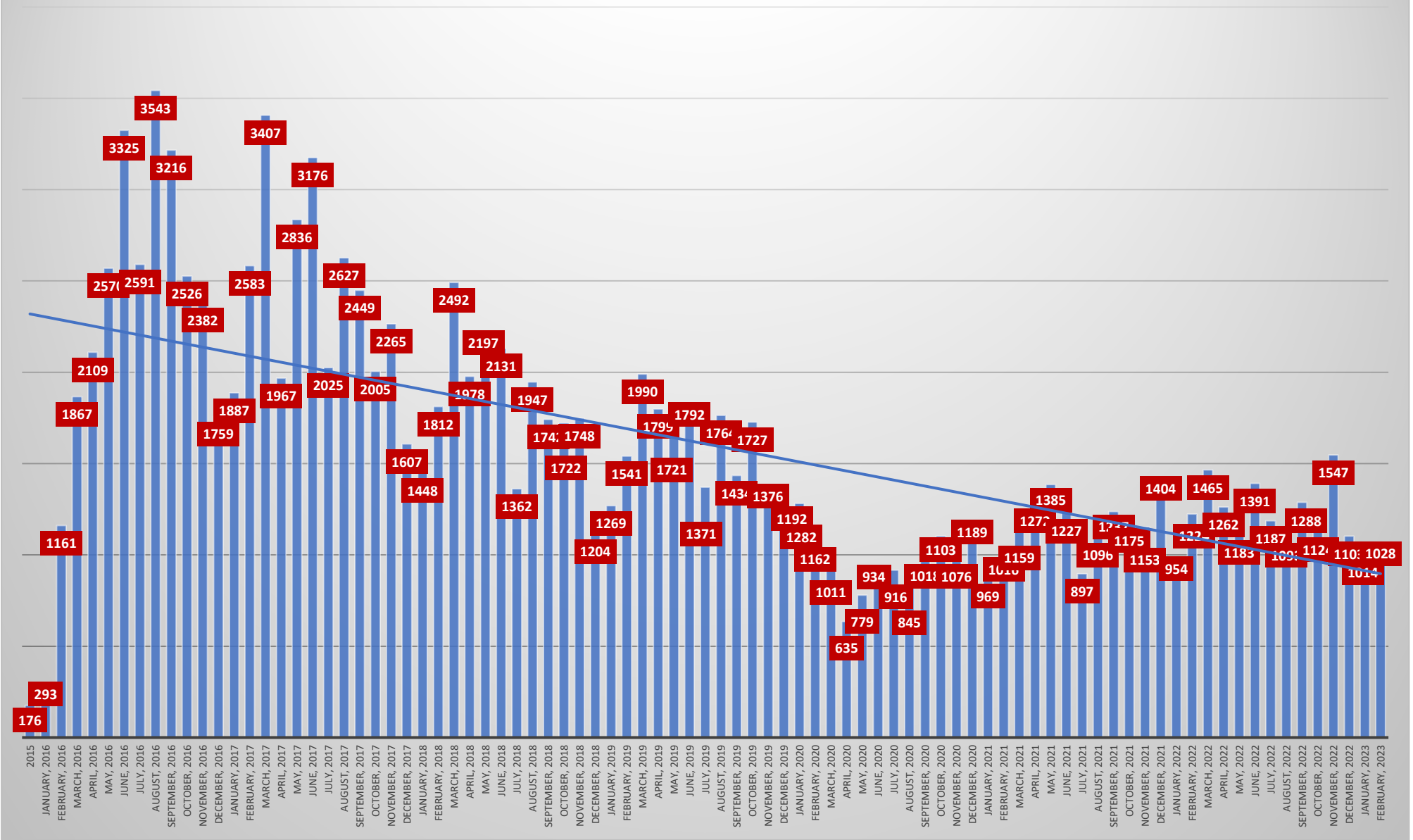


Cumulative Human Food Data		
Human Food		
Certificates issued to date	Total	140,050
	Domestic	81,972
	International	58,078
Lead Instructor certificates to date	Total	2,255
	Domestic	1,341
	International	914
Total Participant Courses Registered		
	Total	14,353
	Domestic	7,829
	International	6,524
Upcoming Registered Participant Courses	Total	377
	Domestic	296
	International	81
Participant Courses completed	Total	12,174
	Domestic	6,769
	International	5,405
Average Class Size	Total	12
	Domestic	12
	International	11
LI Courses Completed		
	Total	105
	Domestic	68
	International	37
Upcoming LI Courses Scheduled	Total	2
	Domestic	2
	International	0

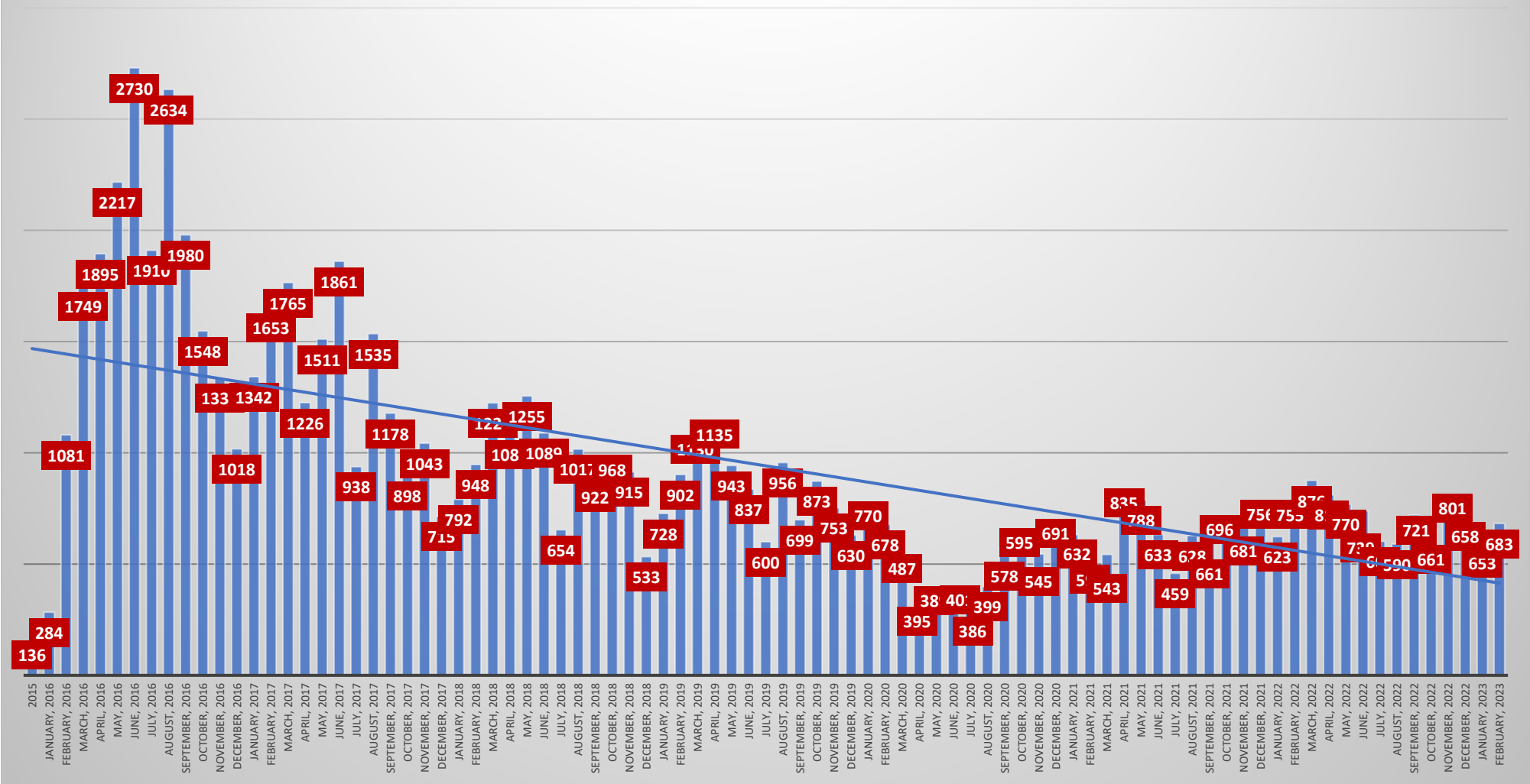
Cumulative Human Food Data		
Human Food Blended		
Enrolled Into Human Food Part 1	Total	5,900
	Domestic	5,416
	International	484
Part 1 Course Completions	Total	5,385
	Domestic	4,934
	International	451
Part 2 Certificates Issued	Total	4,795
	Domestic	4,390
	International	405
Part 2 Courses Completed	Total	860
	Domestic	779
	International	81

**Human Food Total PCQI Certificates By Month
with Trendline**



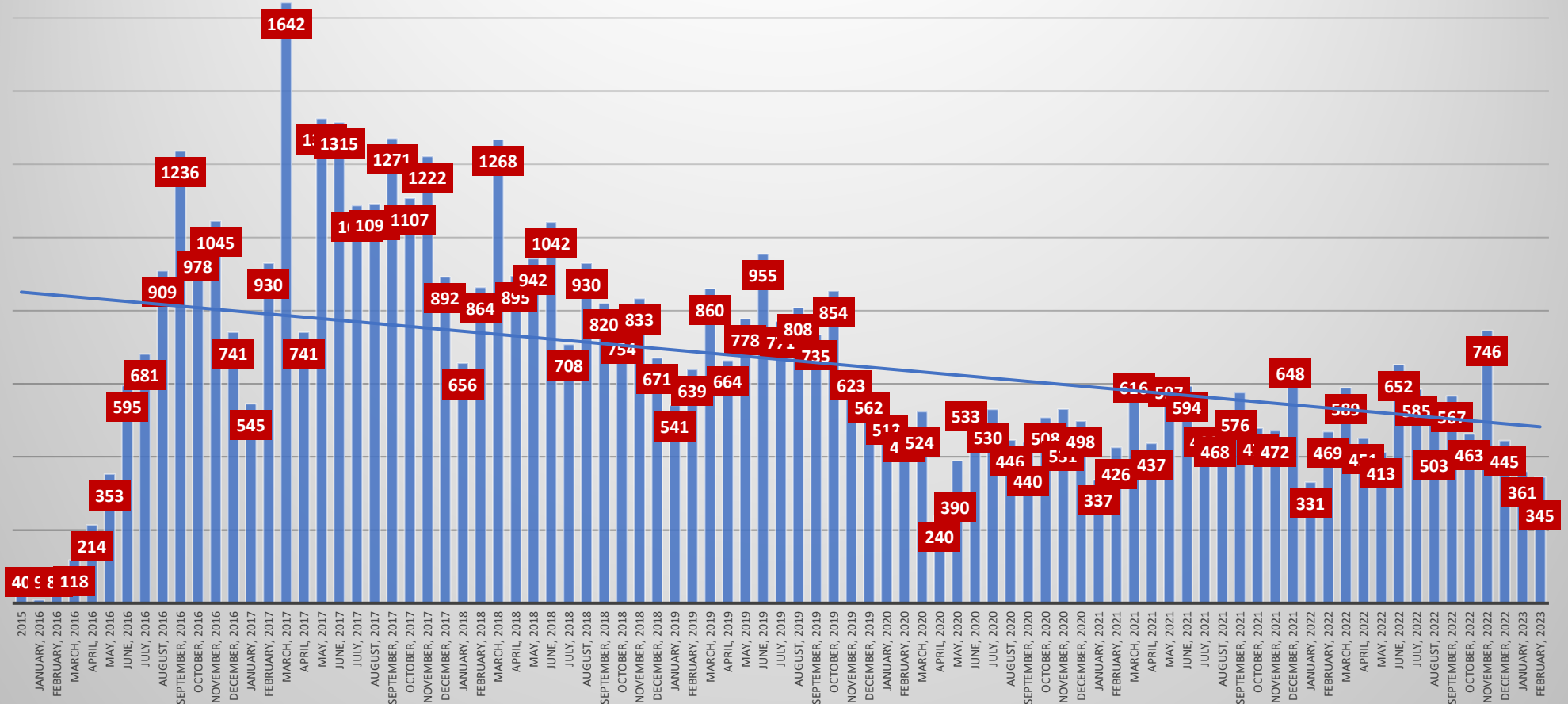
Data reported for the past 2-3 months are subject to change due to lag in submission of course rosters by instructors. Data reconciled quarterly.

Human Food Domestic PCQI Certificates By Month with Trendline



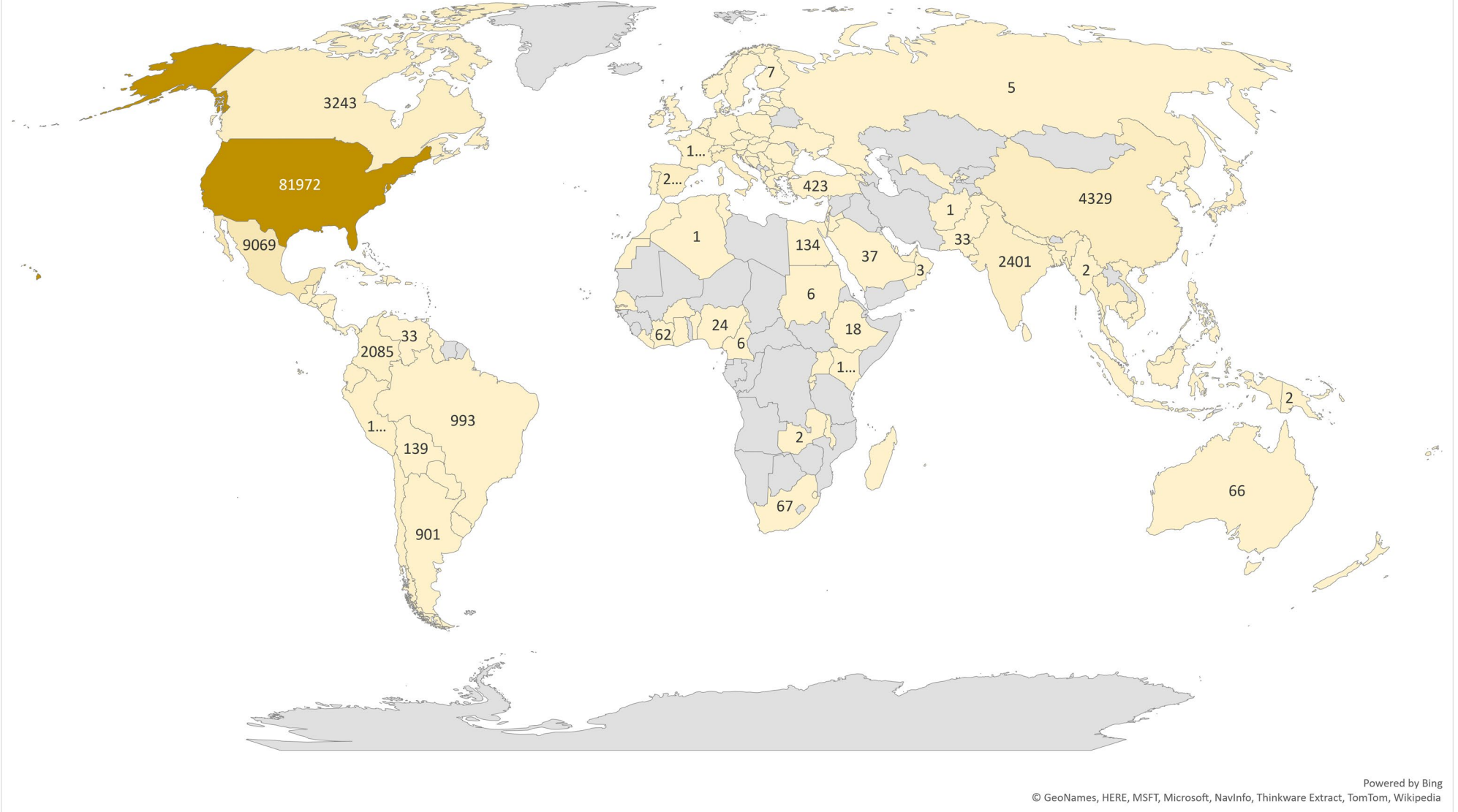
Data reported for the past 2-3 months are subject to change due to lag in submission of course rosters by instructors. Data reconciled quarterly.

Human Food International PCQI Certificates By Month with Trendline



Data reported for the past 2-3 months are subject to change due to lag in submission of course rosters by instructors. Data reconciled quarterly.

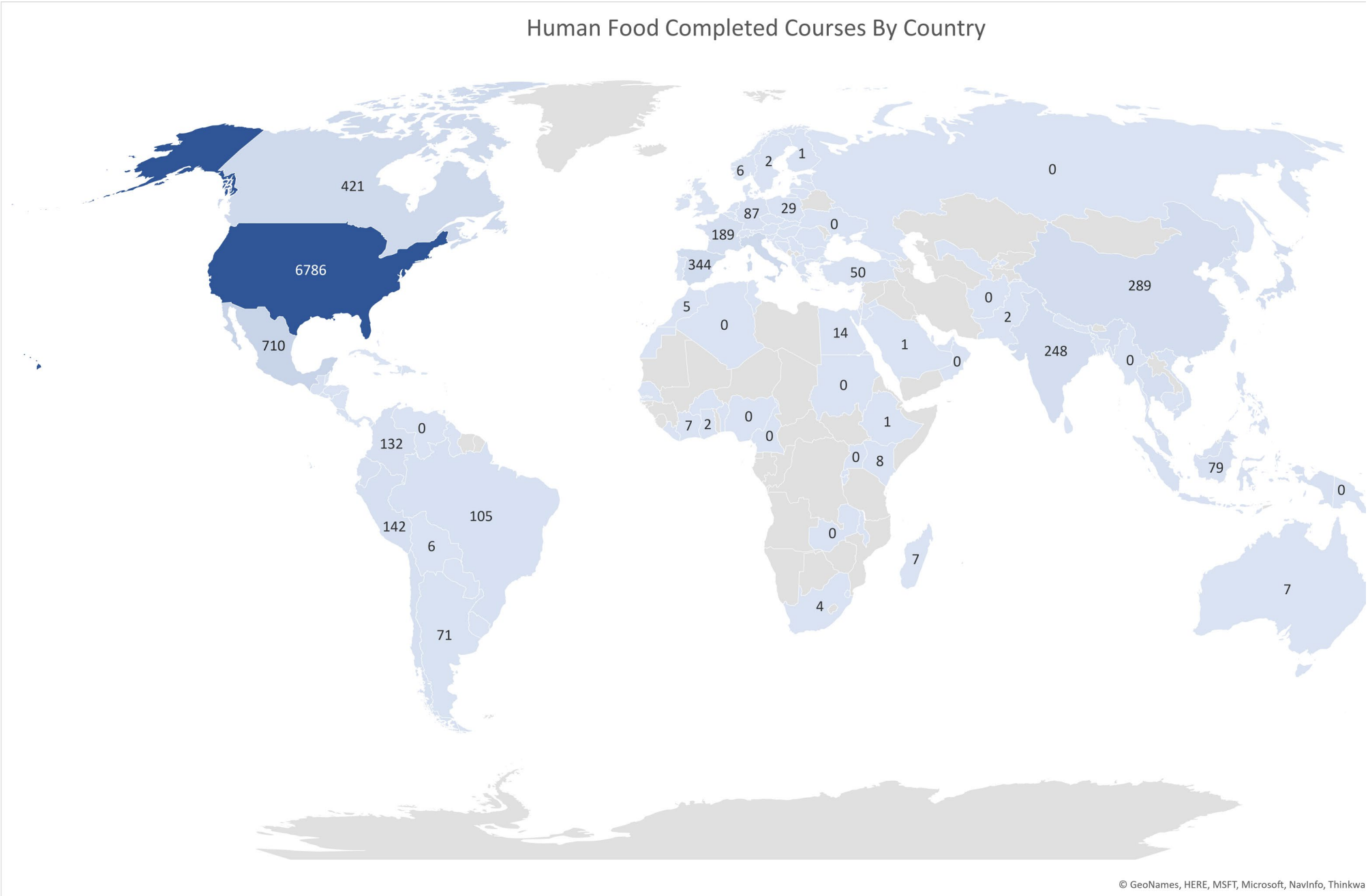
Human Food PCQI Certificates Issued By Country



Powered by Bing
© GeoNames, HERE, MSFT, Microsoft, NavInfo, Thinkware Extract, TomTom, Wikipedia

Data reported for the past 2-3 months are subject to change due to lag in submission of course rosters by instructors. Data reconciled quarterly.

Human Food Completed Courses By Country



© GeoNames, HERE, MSFT, Microsoft, NavInfo, Thinkwa

Data reported for the past 2-3 months are subject to change due to lag in submission of course rosters by instructors. Data reconciled quarterly.

Human Food Data By Country			
Country	Lead instructors	Courses Completed	Certificates Issued
Afghanistan	0	0	1
Albania	0	0	1
Andorra	0	0	1
Algeria	0	0	1
Antigua and Barbuda	0	1	3
Argentina	15	71	901
Armenia	0	0	3
Australia	3	7	66
Austria	0	2	63
Bahamas	0	0	3
Bangladesh	3	1	51
Barbados	8	12	108
Belgium	1	15	136
Belize	0	3	33
Benin	1	2	21
Bolivia	0	6	139
Bosnia and Herzegovina	0	0	9
Brazil	10	105	993
Bulgaria	1	4	22
Burkina Faso	0	0	3
Burundi	1	0	4
Cambodia	0	3	31
Cameroon	0	0	6
Canada	44	421	3,243
Cape Verde	0	0	4
Cayman Islands	1	0	6
Chile	21	141	1,532
China	107	289	4,329
Cocos (Keeling) Islands	0	0	1
Colombia	30	132	2,085
Congo, The Democratic Republic of the	0	0	1

Human Food Data By Country (cont.)			
Country	Lead instructors	Courses Completed	Certificates Issued
Costa Rica	11	81	867
Cote d'Ivoire	0	7	62
Croatia	1	8	32
Cuba	0	0	1
Cyprus	1	1	17
Czech Republic	0	0	6
Denmark	2	15	119
Dominican Republic	13	38	452
Ecuador	28	132	1,427
Egypt	2	14	134
El Salvador	11	30	227
Estonia	0	0	3
Eswatini	0	0	1
Ethiopia	1	1	18
Fiji	0	2	38
Finland	0	1	7
France	12	189	1,069
Gambia	1	1	27
Georgia	0	1	9
Germany	5	87	800
Ghana	10	2	24
Greece	6	40	302
Grenada	0	1	22
Guatemala	34	79	1,085
Guyana	0	4	61
Haiti	3	5	46
Honduras	8	25	457
Hong Kong	1	5	11

Human Food Data By Country (cont.)			
Country	Lead instructors	Courses Completed	Certificates Issued
Hungary	2	9	34
India	131	248	2,401
Indonesia	3	79	534
Ireland	5	39	377
Israel	2	17	506
Italy	33	484	4,018
Jamaica	12	57	542
Japan	24	229	2,476
Jordan	0	1	10
Kenya	10	8	112
Korea, Democratic People's Republic of	0	0	36
Korea, Republic of	7	85	1,209
Latvia	0	0	2
Lebanon	3	7	152
Liberia	0	0	1
Liechtenstein	0	0	2
Lithuania	1	10	82
Luxembourg	0	3	38
Madagascar	2	7	105
Malawi	0	0	6
Malaysia	7	92	826
Maldives	0	1	15
Malta	0	0	1
Mauritius	1	3	37
Mexico	94	710	9,069
Micronesia, Federated States of	0	0	1
Morocco	0	5	124
Myanmar	0	0	2

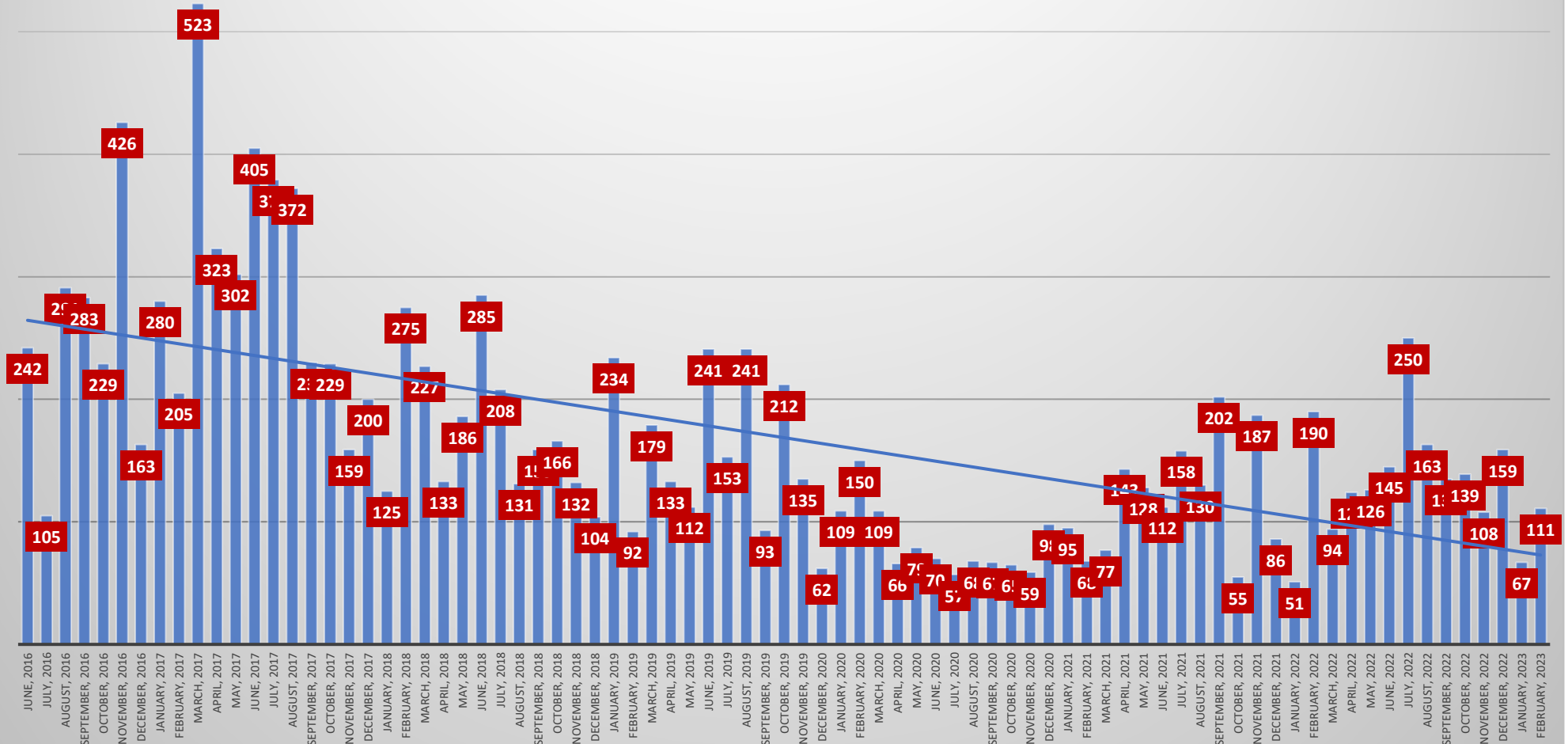
Human Food Data By Country (cont.)			
Country	Lead instructors	Courses Completed	Certificates Issued
Nepal	2	0	2
Netherlands	5	78	514
New Zealand	0	1	31
Nicaragua	0	12	183
Nigeria	1	0	24
North Macedonia	0	0	21
Norway	0	6	65
Oman	0	0	3
Pakistan	1	2	33
Panama	2	3	93
Papua New Guinea	0	0	2
Paraguay	10	18	346
Peru	45	142	1,591
Philippines	4	28	478
Poland	2	29	235
Portugal	2	22	235
Puerto Rico	0	8	22
Qatar	1	1	2
Romania	1	0	8
Russian Federation	0	0	5
Rwanda	0	0	44
Saint Lucia	1	0	2
Saudi Arabia	0	1	37
Senegal	0	0	1
Serbia	0	0	24
Singapore	2	13	159
Slovakia	0	0	5

Human Food Data By Country (cont.)			
Country	Lead instructors	Courses Completed	Certificates Issued
Slovenia	0	1	10
South Africa	1	4	67
Spain	25	344	2,795
Sri Lanka	3	17	160
Sudan	0	0	6
Sweden	0	2	32
Switzerland	1	19	186
Taiwan	10	88	1,559
Tanzania, United Republic of	1	2	10
Thailand	23	208	2,688
Trinidad and Tobago	8	26	179
Tunisia	0	1	36
Turkey	5	50	423
Turks and Caicos Islands	0	0	1
Uganda	3	0	13
Ukraine	1	0	11
United Arab Emirates	2	2	44
United Kingdom	10	57	422
United States	1,341	6,786	81,972
Uruguay	0	15	152
Uzbekistan	0	0	1
Venezuela	0	0	33
Vietnam	8	102	1,241
Zambia	1	0	2

Cumulative Animal Food Data		
Animal Food		
Certificates issued to date	Total	13,664
	Domestic	12,205
	International	1,459
Lead Instructor certificates to date	Total	340
	Domestic	268
	International	72
Total Participant Courses Registered		
Total Participant Courses Registered	Total	1,305
	Domestic	1,122
	International	183
Upcoming Registered Participant Courses	Total	74
	Domestic	72
	International	2
Participant Courses completed	Total	1,079
	Domestic	943
	International	136
Average Class Size	Total	13
	Domestic	13
	International	11
LI Courses Completed		
LI Courses Completed	Total	16
	Domestic	12
	International	4
Upcoming LI courses scheduled	Total	1
	Domestic	1
	International	0

Cumulative Animal Food Data		
Animal Food Blended		
Enrolled Into Animal Food Part 1	Total	658
	Domestic	646
	International	12
Part 1 Course Completions	Total	588
	Domestic	578
	International	10
Part 2 Certificates Issued	Total	507
	Domestic	499
	International	8
Part 2 Courses Completed	Total	148
	Domestic	145
	International	3
Current Good Manufacturing Practices (CGMPs) for Animal Food Production		
Enrolled Into CGMP	Total	107
	Domestic	104
	International	3
CGMP Course Completions	Total	89
	Domestic	89
	International	0

Animal Food Total PCQI Certificates By Month with Trendline

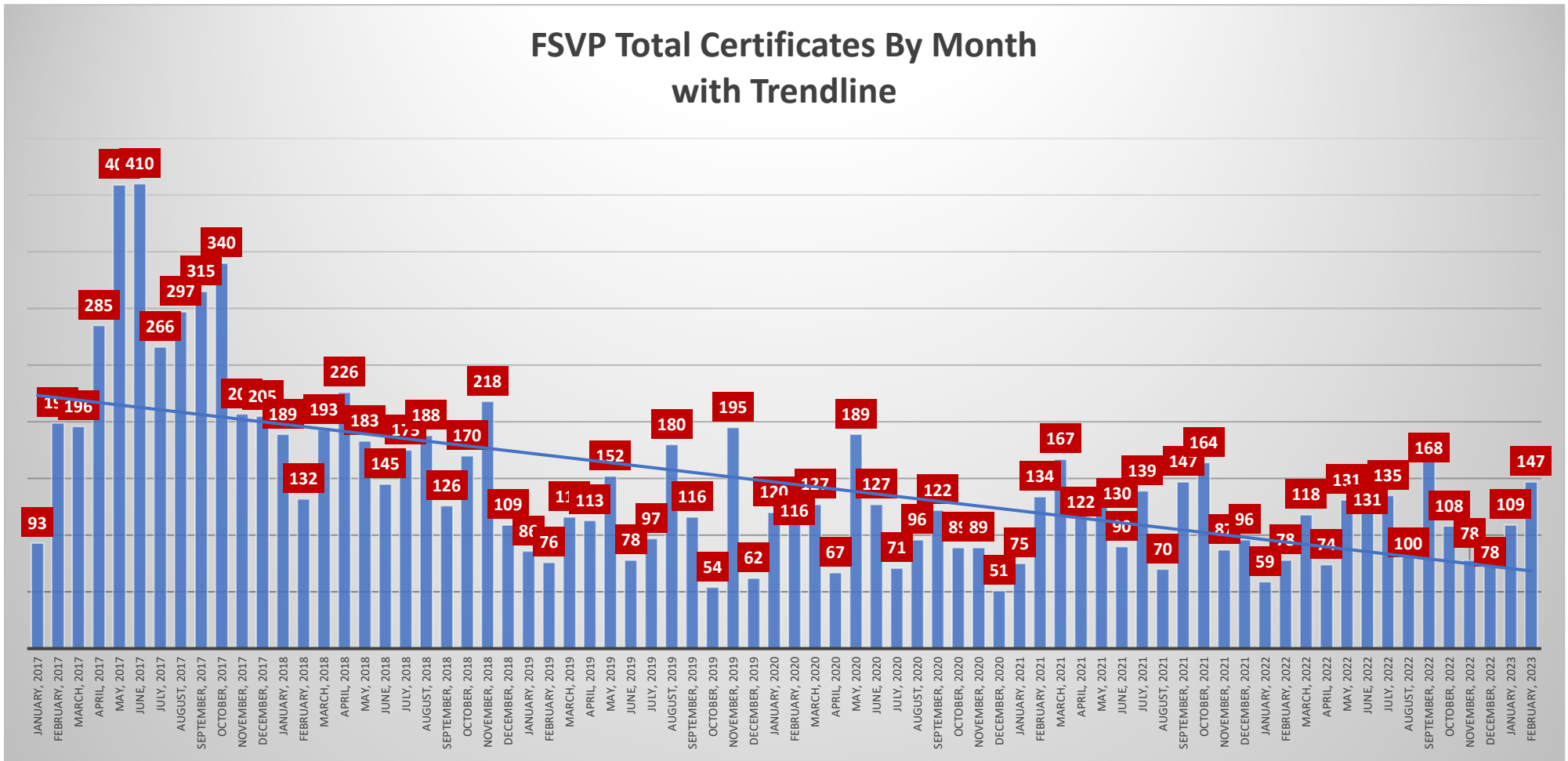


Data reported for the past 2-3 months are subject to change due to lag in submission of course rosters by instructors. Data reconciled quarterly.

Cumulative FSVP Data		
FSVP		
Certificates issued to date	Total	10,800
	Domestic	9,147
	International	1,653
Lead Instructor certificates to date	Total	363
	Domestic	306
	International	57
Total Participant Courses Registered		
Total Participant Courses Registered	Total	1,843
	Domestic	1,481
	International	362
Upcoming Registered Participant Courses	Total	82
	Domestic	75
	International	7
Participant Courses completed	Total	1,301
	Domestic	1,098
	International	203
Average Class Size	Total	8
	Domestic	8
	International	8
LI Courses Completed		
LI Courses Completed	Total	17
	Domestic	17
	International	0
Upcoming LI courses scheduled	Total	0
	Domestic	0
	International	0

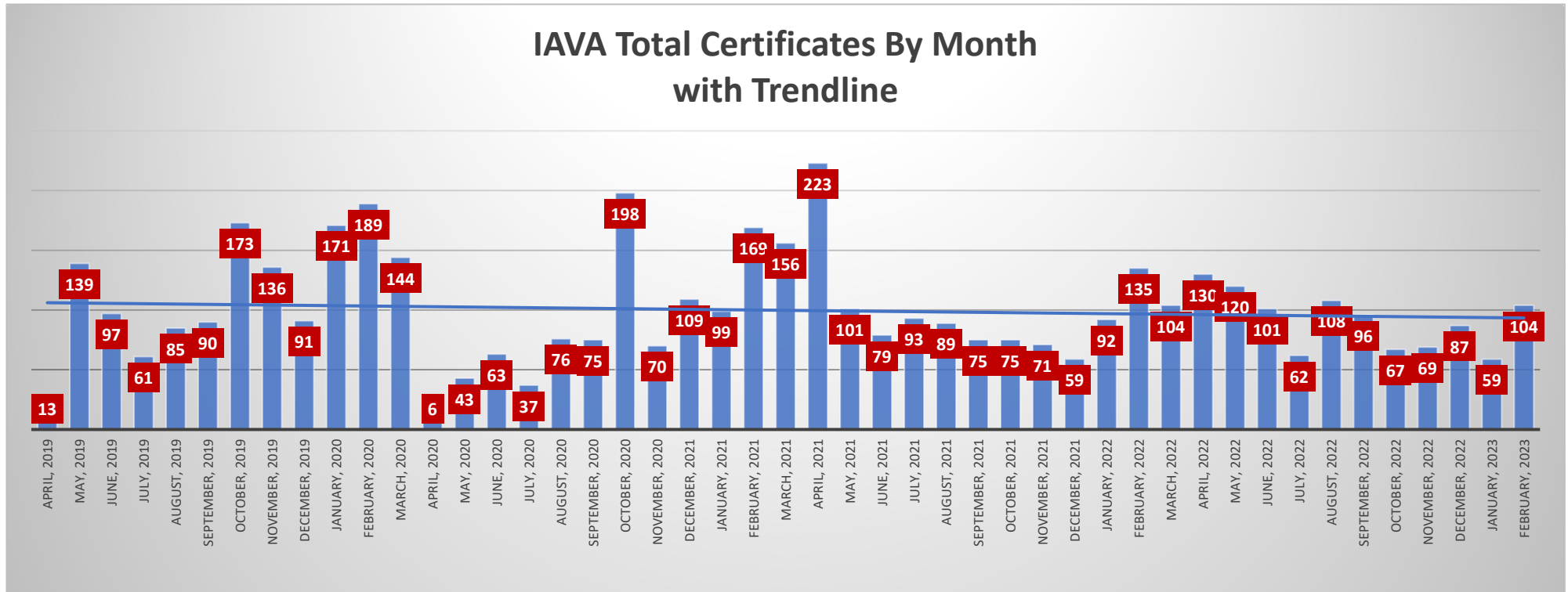
Cumulative FSVP Data		
FSVP Blended		
Enrolled Into FSVP Part 1	Total	542
	Domestic	509
	International	33
Part 1 Course Completions	Total	457
	Domestic	430
	International	27
Part 2 Certificates Issued	Total	365
	Domestic	351
	International	14
Part 2 Courses Completed	Total	94
	Domestic	94
	International	0

FSVP Total Certificates By Month with Trendline



Data reported for the past 2-3 months are subject to change due to lag in submission of course rosters by instructors. Data reconciled quarterly.

Cumulative IAVA Data		
IAVA		
Certificates issued to date	Total	4,689
	Domestic	2,360
	International	2,329
Lead Instructor certificates to date	Total	74
	Domestic	54
	International	20
Total Participant Courses Registered	Total	718
	Domestic	413
	International	305
Upcoming Registered Participant Courses	Total	43
	Domestic	40
	International	3
Participant Courses completed	Total	557
	Domestic	301
	International	256
Average Class Size	Total	8
	Domestic	8
	International	9
LI Courses Completed	Total	6
	Domestic	6
	International	0
Upcoming LI courses scheduled	Total	0
	Domestic	0
	International	0



Data reported for the past 2-3 months are subject to change due to lag in submission of course rosters by instructors. Data reconciled quarterly.

Intentional Adulteration		
Food Defense Awareness for the IA Rule	Number of times accessed	228,674
	Total Time Spent (minutes)	1,237,392
Overview of the Intentional Adulteration Rule (IA Rule)	Number of times accessed	70,349
	Total Time Spent (minutes)	456,673
Food Defense Awareness for the IA Rule: Spanish	Number of times accessed	21,460
	Total Time Spent (minutes)	88,857

IA Key Activity Types Course (Start Date: 11/28/2018)	Enrolled	3,191
	Not Started	51
	In Progress	32
	Completed	3,104
	Total Time Spent (minutes)	186d 8h 33m 16s
IA Mitigation Strategies (Start Date: 11/28/2018)	Enrolled	3,037
	Not Started	114
	In Progress	50
	Completed	2,871
	Total Time Spent (minutes)	350d 14h 37m 51s
IA Food Defense Plan Preparation and Reanalysis Course (Start Date: 12/11/2019)	Enrolled	1,452
	Not Started	79
	In Progress	37
	Completed	1,334
	Total Time Spent (minutes)	146d 14h 47m 4s