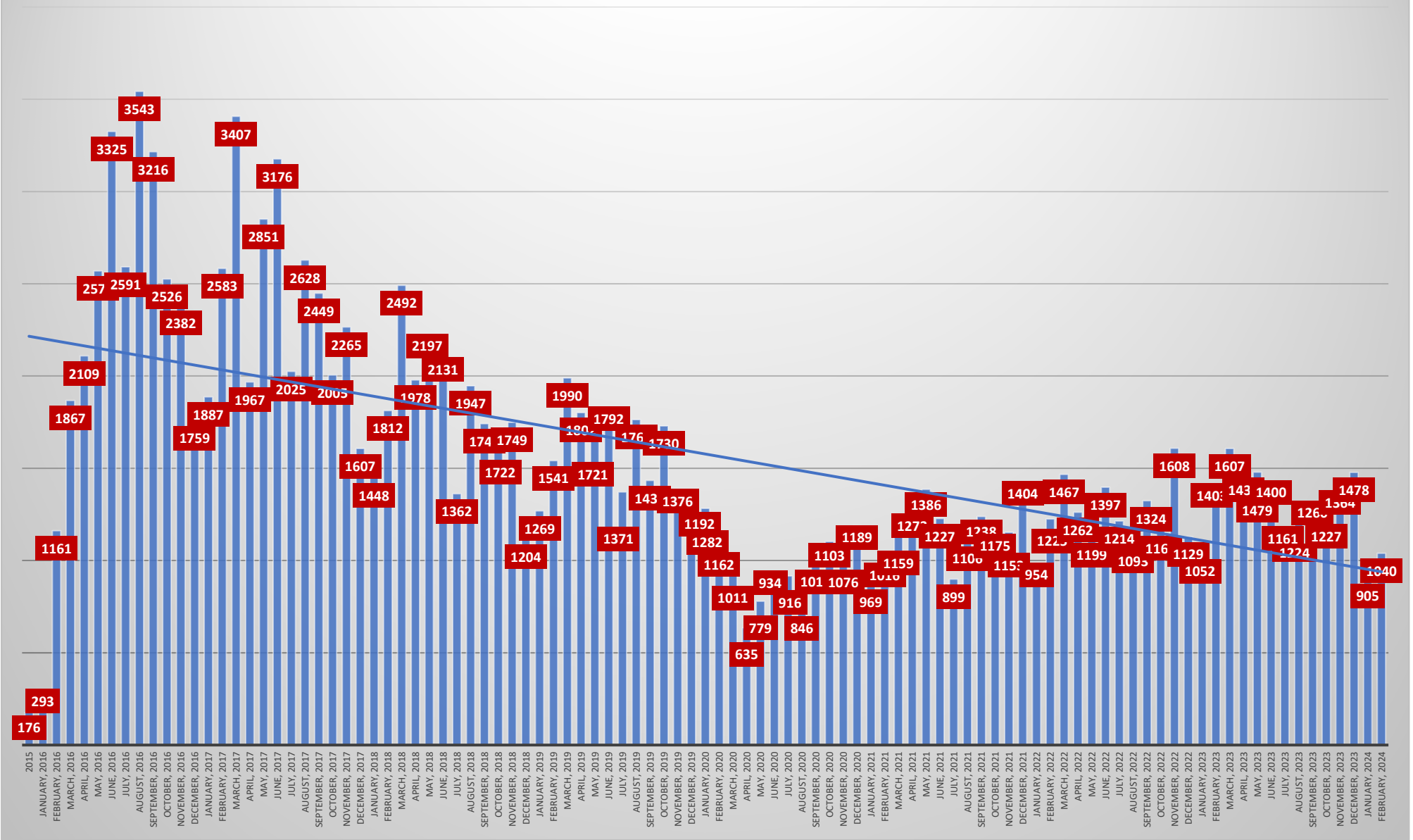


Cumulative Human Food Data		
Human Food		
Certificates issued to date	Total	156,428
	Domestic	90,926
	International	65,502
Lead Instructor certificates to date	Total	2,293
	Domestic	1,366
	International	927
Total Participant Courses Registered		
Total Participant Courses Registered	Total	14,975
	Domestic	8,170
	International	6,805
Upcoming Registered Participant Courses	Total	369
	Domestic	270
	International	99
Participant Courses completed	Total	13,897
	Domestic	7,722
	International	6,175
Average Class Size	Total	11
	Domestic	12
	International	11
LI Courses Completed		
LI Courses Completed	Total	109
	Domestic	71
	International	38
Upcoming LI Courses Scheduled	Total	0
	Domestic	0
	International	0

Cumulative Human Food Data

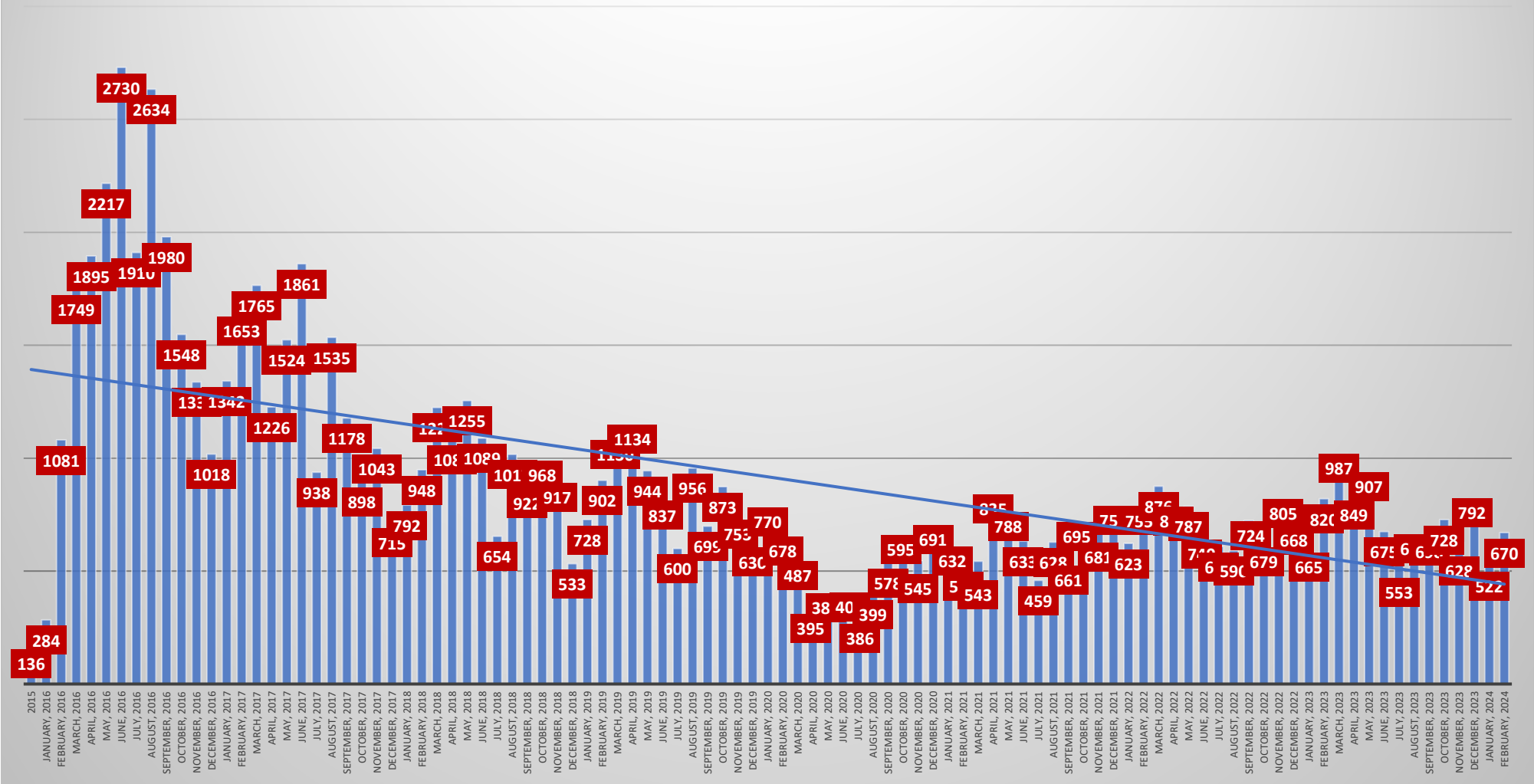
Human Food Blended		
Enrolled Into Human Food Part 1	Total	6,910
	Domestic	6,313
	International	597
Part 1 Course Completions	Total	6,375
	Domestic	5,819
	International	556
Part 2 Certificates Issued	Total	5,739
	Domestic	5,235
	International	504
Part 2 Courses Completed	Total	1,159
	Domestic	1,032
	International	127

**Human Food Total PCQI Certificates By Month
with Trendline**



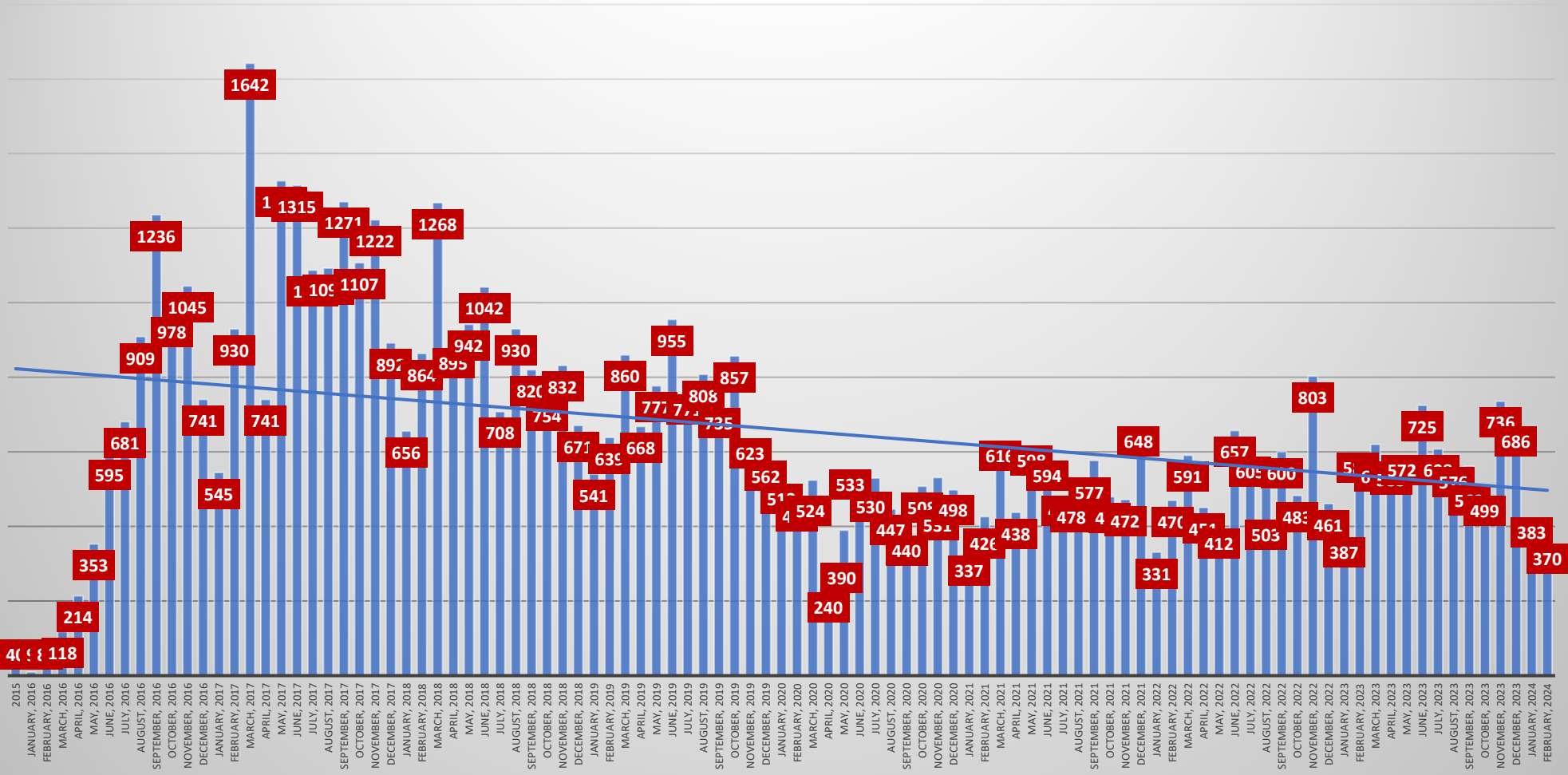
Data reported for the past 2-3 months are subject to change due to lag in submission of course rosters by instructors. Data reconciled quarterly.

Human Food Domestic PCQI Certificates By Month with Trendline



Data reported for the past 2-3 months are subject to change due to lag in submission of course rosters by instructors. Data reconciled quarterly.

Human Food International PCQI Certificates By Month with Trendline



Data reported for the past 2-3 months are subject to change due to lag in submission of course rosters by instructors. Data reconciled quarterly.

Human Food Data By Country			
Country	Lead instructors	Courses Completed	Certificates Issued
Afghanistan	0	0	1
Albania	0	0	2
Algeria	0	0	4
Andorra	0	0	1
Antigua and Barbuda	0	1	3
Argentina	14	77	982
Armenia	0	0	3
Australia	3	7	72
Austria	0	2	75
Azerbaijan	0	0	2
Bahamas	0	0	3
Bangladesh	3	1	51
Barbados	8	13	119
Belgium	4	19	156
Belize	0	3	37
Benin	1	4	32
Bolivia	0	6	146
Bosnia and Herzegovina	0	0	27
Botswana	0	0	2
Brazil	10	122	1,150
Bulgaria	1	4	22
Burkina Faso	0	0	3
Burundi	1	0	4
Cambodia	0	3	32
Cameroon	0	0	8
Canada	45	467	3,744
Cape Verde	0	0	4
Cayman Islands	1	0	8
Chile	21	162	1,660
China	107	323	4,837
Cocos (Keeling) Islands	0	0	1
Colombia	28	150	2,345
Congo, The Democratic Republic of the	0	0	1

Human Food Data By Country (cont.)			
Country	Lead instructors	Courses Completed	Certificates Issued
Costa Rica	13	96	943
Cote d'Ivoire	0	7	62
Croatia	1	8	33
Cuba	0	1	24
Cyprus	1	1	20
Czech Republic	0	0	6
Denmark	2	18	148
Dominican Republic	13	42	530
Ecuador	28	139	1,541
Egypt	6	17	177
El Salvador	11	35	285
Estonia	0	0	3
Eswatini	0	0	1
Ethiopia	1	1	18
Fiji	0	2	39
Finland	0	1	11
France	12	212	1,220
Gambia	1	1	29
Georgia	0	1	9
Germany	5	104	945
Ghana	10	2	32
Greece	6	44	340
Grenada	0	1	22
Guadeloupe	0	0	1
Guatemala	33	87	1,235
Guyana	0	4	62
Haiti	3	5	47
Honduras	9	27	499
Hong Kong	1	7	11

Human Food Data By Country (cont.)			
Country	Lead instructors	Courses Completed	Certificates Issued
Hungary	2	10	40
India	131	298	2,782
Indonesia	3	92	595
Ireland	5	49	449
Israel	2	18	527
Italy	33	524	4,346
Jamaica	12	64	589
Japan	25	263	2,827
Jordan	0	1	11
Kenya	10	10	138
Korea, Democratic People's Republic of	0	0	35
Korea, Republic of	7	93	1,378
Latvia	0	0	2
Lebanon	3	7	160
Liberia	0	0	1
Liechtenstein	0	0	2
Lithuania	1	10	82
Luxembourg	0	3	38
Madagascar	2	8	117
Malawi	0	0	8
Malaysia	7	107	956
Maldives	0	1	17
Malta	0	0	1
Mauritius	1	4	51
Mexico	94	805	10,242
Micronesia, Federated States of	0	0	1
Monaco	0	0	2
Morocco	0	5	137
Mozambique	0	0	3
Myanmar	0	0	4

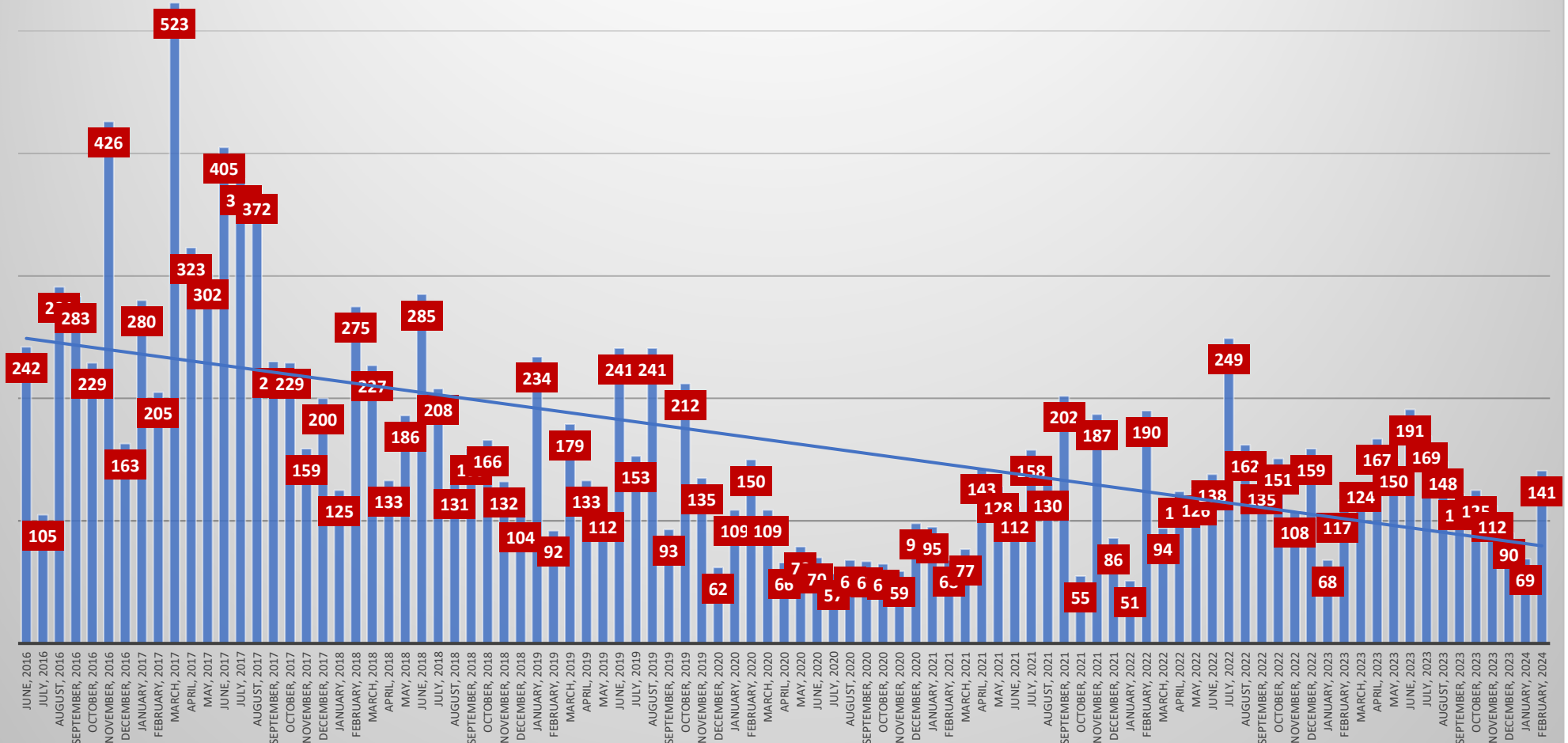
Human Food Data By Country (cont.)			
Country	Lead instructors	Courses Completed	Certificates Issued
Nepal	2	0	2
Netherlands	5	84	609
New Zealand	0	1	42
Nicaragua	0	14	233
Nigeria	1	0	37
North Macedonia	0	0	21
Norway	0	6	68
Oman	0	0	6
Pakistan	2	11	69
Panama	2	3	106
Papua New Guinea	0	0	2
Paraguay	10	18	361
Peru	46	153	1,704
Philippines	4	31	513
Poland	2	38	289
Portugal	2	24	260
Qatar	1	2	4
Romania	1	0	9
Russian Federation	0	0	5
Rwanda	0	0	46
Saint Lucia	1	0	2
Saudi Arabia	0	1	50
Senegal	0	0	1
Serbia	0	0	25
Singapore	2	16	213
Slovakia	0	0	7
Slovenia	0	1	13

Human Food Data By Country (cont.)			
Country	Lead instructors	Courses Completed	Certificates Issued
South Africa	1	5	86
Spain	26	369	3,122
Sri Lanka	3	21	190
Sudan	0	0	6
Sweden	0	2	33
Switzerland	1	21	217
Taiwan	10	103	1,772
Tanzania, United Republic of	1	2	10
Thailand	23	232	3,009
Tonga	0	0	5
Trinidad and Tobago	9	31	261
Tunisia	0	1	40
Turkey	5	56	567
Turks and Caicos Islands	0	0	1
Uganda	3	0	17
Ukraine	1	0	11
United Arab Emirates	2	2	55
United Kingdom	10	58	464
United States	1,366	7,701	90,926
Uruguay	0	15	156
Uzbekistan	1	0	1
Venezuela	0	0	37
Vietnam	8	120	1,369
Zambia	1	0	5

Cumulative Animal Food Data		
Animal Food		
Certificates issued to date	Total	15,282
	Domestic	13,666
	International	1,616
Lead Instructor certificates to date	Total	349
	Domestic	277
	International	72
Total Participant Courses Registered		
Total Participant Courses Registered	Total	1,344
	Domestic	1,179
	International	165
Upcoming Registered Participant Courses	Total	100
	Domestic	95
	International	5
Participant Courses completed	Total	1,272
	Domestic	1,124
	International	148
Average Class Size	Total	12
	Domestic	12
	International	11
LI Courses Completed		
LI Courses Completed	Total	17
	Domestic	13
	International	4
Upcoming LI courses scheduled	Total	0
	Domestic	0
	International	0

Cumulative Animal Food Data		
Animal Food Blended		
Enrolled Into Animal Food Part 1	Total	798
	Domestic	777
	International	21
Part 1 Course Completions	Total	719
	Domestic	700
	International	19
Part 2 Certificates Issued	Total	624
	Domestic	608
	International	16
Part 2 Courses Completed	Total	140
	Domestic	139
	International	1
Current Good Manufacturing Practices (CGMPs) for Animal Food Production		
Enrolled Into CGMP	Total	122
	Domestic	115
	International	7
CGMP Course Completions	Total	102
	Domestic	99
	International	3

Animal Food Total PCQI Certificates By Month with Trendline

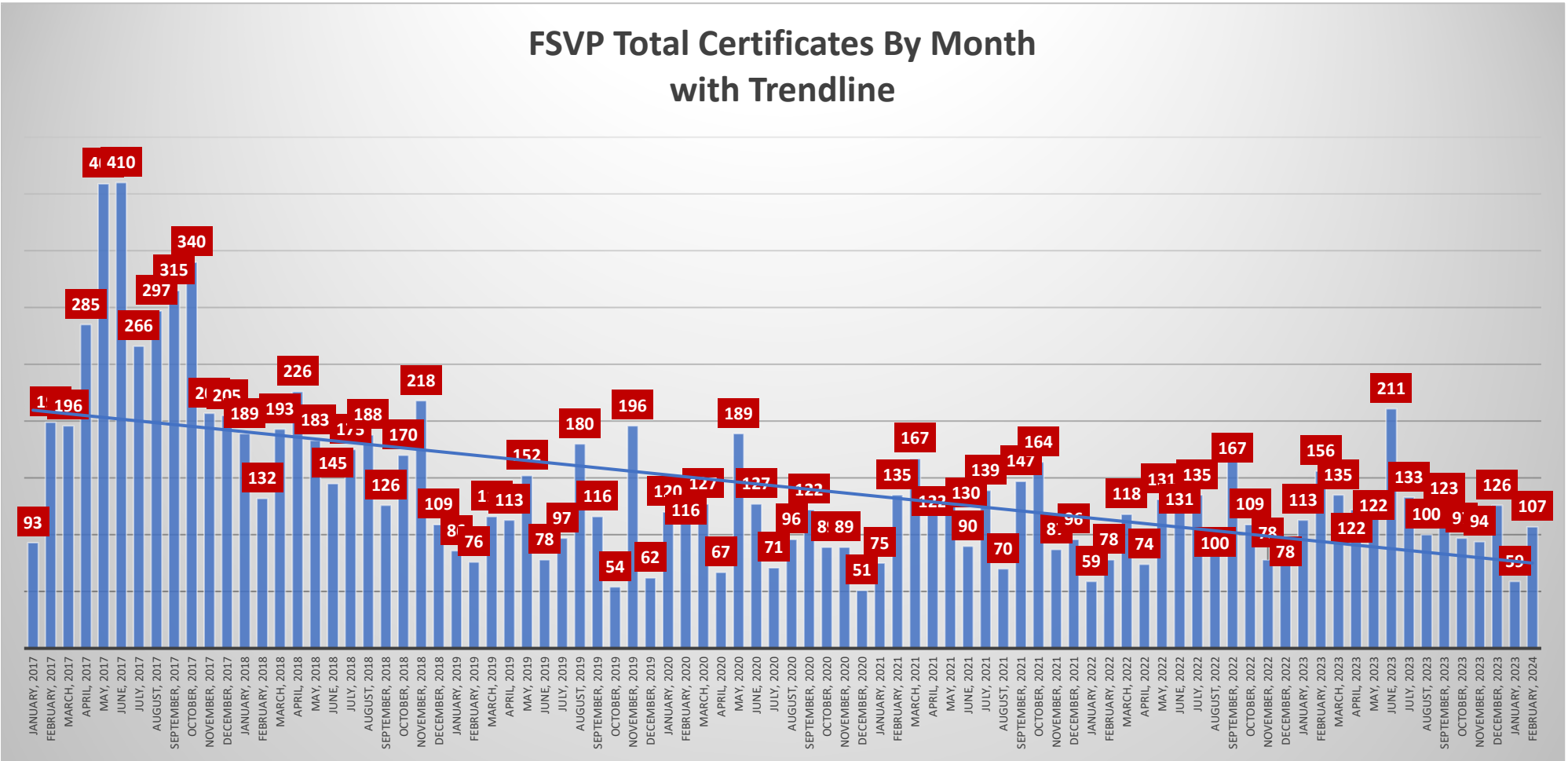


Data reported for the past 2-3 months are subject to change due to lag in submission of course rosters by instructors. Data reconciled quarterly.

Cumulative FSVP Data		
FSVP		
Certificates issued to date	Total	12,244
	Domestic	10,295
	International	1,949
Lead Instructor certificates to date	Total	379
	Domestic	318
	International	61
Total Participant Courses Registered	Total	1,810
	Domestic	1,474
	International	336
Upcoming Registered Participant Courses	Total	113
	Domestic	107
	International	6
Participant Courses completed	Total	1,540
	Domestic	1,313
	International	227
Average Class Size	Total	8
	Domestic	8
	International	9
LI Courses Completed	Total	18
	Domestic	18
	International	0
Upcoming LI courses scheduled	Total	0
	Domestic	0
	International	0

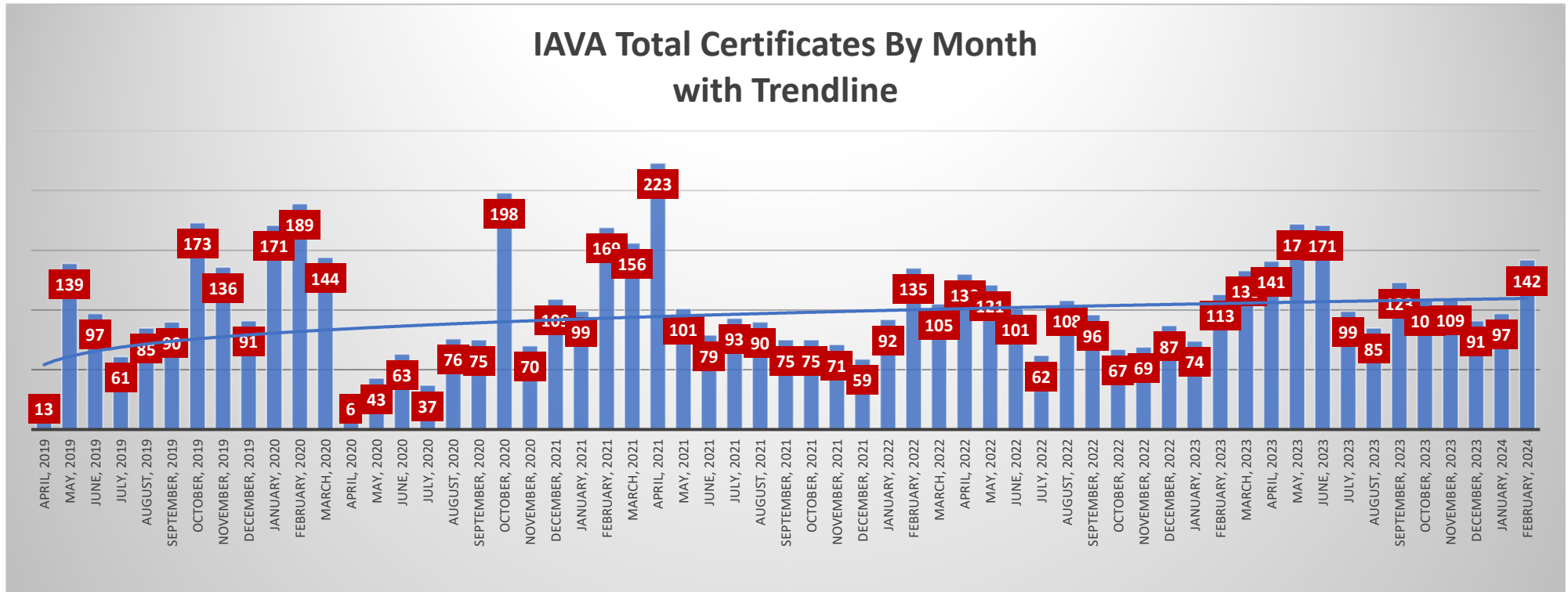
Cumulative FSVP Data		
FSVP Blended		
Enrolled Into FSVP Part 1	Total	678
	Domestic	630
	International	48
Part 1 Course Completions	Total	589
	Domestic	546
	International	43
Part 2 Certificates Issued	Total	481
	Domestic	455
	International	26
Part 2 Courses Completed	Total	130
	Domestic	130
	International	0

FSVP Total Certificates By Month with Trendline



Data reported for the past 2-3 months are subject to change due to lag in submission of course rosters by instructors. Data reconciled quarterly.

Cumulative IAVA Data		
IAVA		
Certificates issued to date	Total	6,187
	Domestic	2,878
	International	3,309
Lead Instructor certificates to date	Total	86
	Domestic	58
	International	28
Total Participant Courses Registered		
Total Participant Courses Registered	Total	813
	Domestic	409
	International	404
Upcoming Registered Participant Courses	Total	58
	Domestic	30
	International	28
Participant Courses completed	Total	758
	Domestic	388
	International	370
Average Class Size	Total	8
	Domestic	7
	International	9
LI Courses Completed		
LI Courses Completed	Total	7
	Domestic	7
	International	0
Upcoming LI courses scheduled	Total	0
	Domestic	0
	International	0



Data reported for the past 2-3 months are subject to change due to lag in submission of course rosters by instructors. Data reconciled quarterly.

Intentional Adulteration		
Food Defense Awareness for the IA Rule	Number of times accessed	273,250
	Total Time Spent (minutes)	1,377,278
Overview of the Intentional Adulteration Rule (IA Rule)	Number of times accessed	85,117
	Total Time Spent (minutes)	519,499
Food Defense Awareness for the IA Rule: Spanish	Number of times accessed	36,155
	Total Time Spent (minutes)	126,902

IA Key Activity Types Course (Start Date: 11/28/2018)	Enrolled	3,624
	Not Started	65
	In Progress	37
	Completed	3,516
	Total Time Spent (minutes)	211d 12h 28m 37s
IA Mitigation Strategies (Start Date: 11/28/2018)	Enrolled	3,430
	Not Started	127
	In Progress	57
	Completed	3,243
	Total Time Spent (minutes)	395d 18h 37m 54s
IA Food Defense Plan Preparation and Reanalysis Course (Start Date: 12/11/2019)	Enrolled	1,782
	Not Started	100
	In Progress	42
	Completed	1,638
	Total Time Spent (minutes)	180d 23h 59m 21s