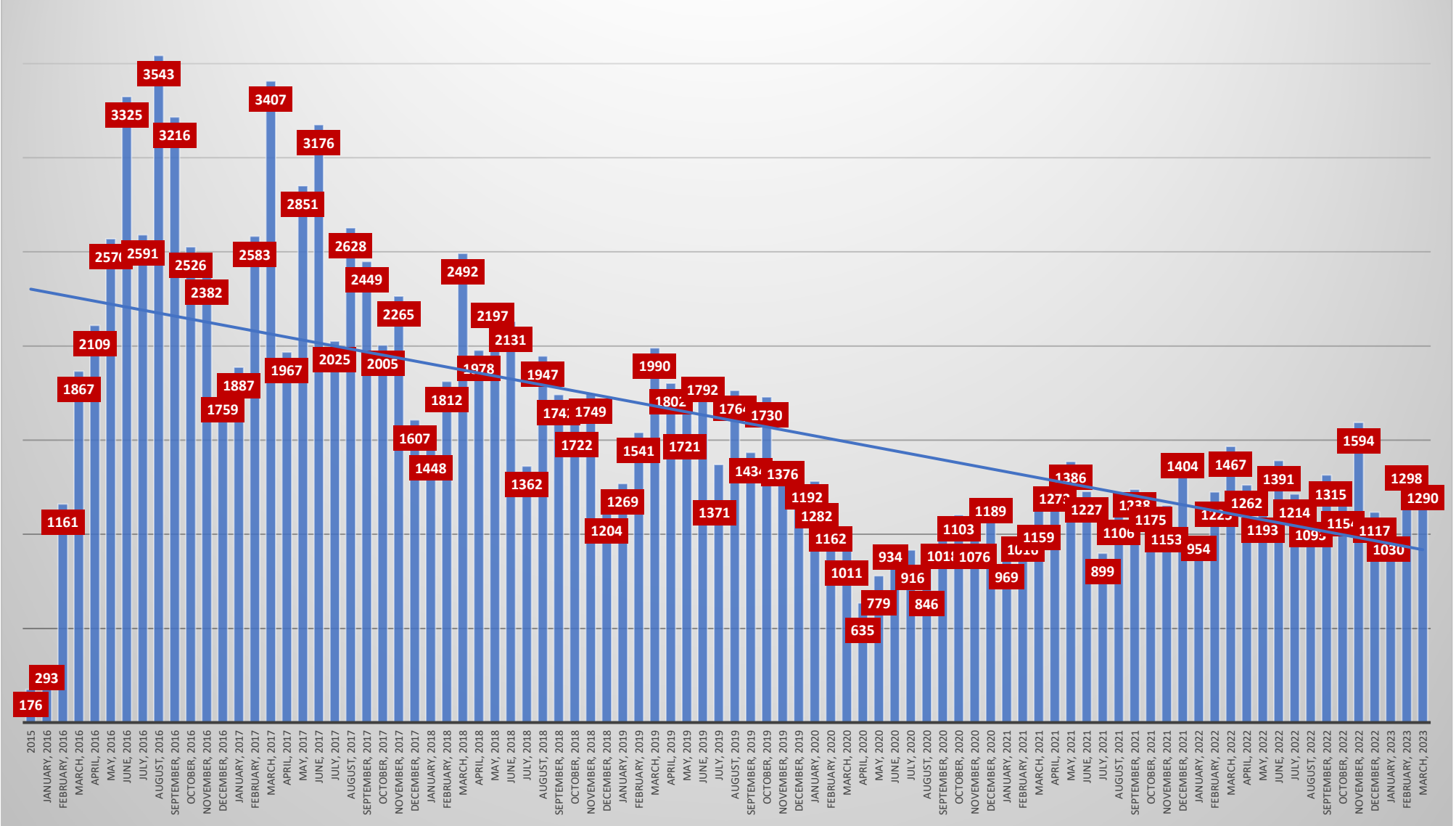


<b>Cumulative Human Food Data</b>		
<b>Human Food</b>		
Certificates issued to date	<b>Total</b>	141,685
	Domestic	82,948
	International	58,737
Lead Instructor certificates to date	<b>Total</b>	2,255
	Domestic	1,340
	International	915
<b>Total Participant Courses Registered</b>		
Total Participant Courses Registered	<b>Total</b>	14,507
	Domestic	7,921
	International	6,586
Upcoming Registered Participant Courses	<b>Total</b>	365
	Domestic	280
	International	85
Participant Courses completed	<b>Total</b>	12,343
	Domestic	6,869
	International	5,474
Average Class Size	<b>Total</b>	11
	Domestic	12
	International	11
<b>LI Courses Completed</b>		
LI Courses Completed	<b>Total</b>	105
	Domestic	68
	International	37
Upcoming LI Courses Scheduled	<b>Total</b>	2
	Domestic	2
	International	0

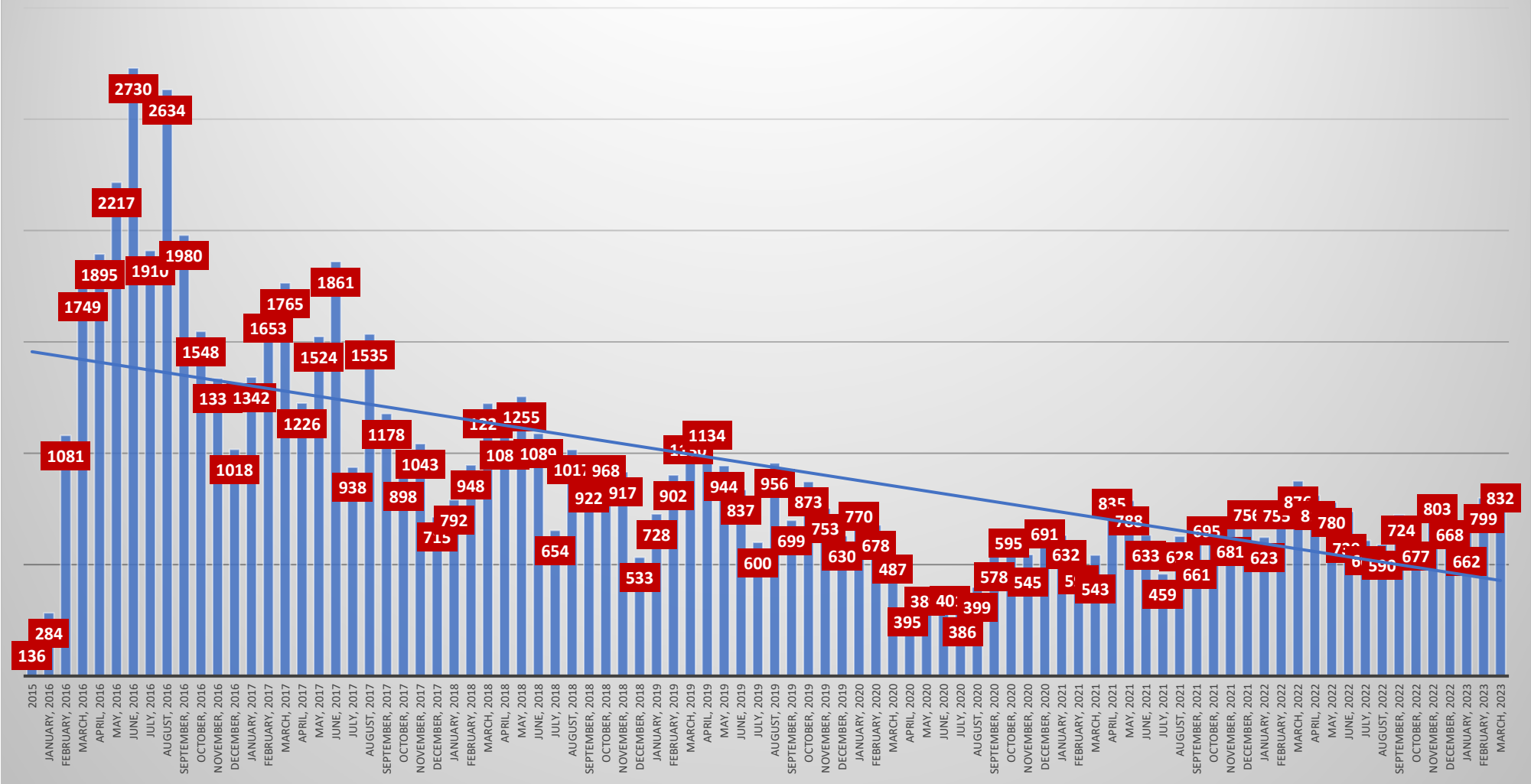
<b>Cumulative Human Food Data</b>		
<b>Human Food Blended</b>		
Enrolled Into Human Food Part 1	<b>Total</b>	6,043
	Domestic	5,553
	International	490
Part 1 Course Completions	<b>Total</b>	5,506
	Domestic	5,048
	International	458
Part 2 Certificates Issued	<b>Total</b>	4,878
	Domestic	4,471
	International	407
Part 2 Courses Completed	<b>Total</b>	877
	Domestic	796
	International	81

**Human Food Total PCQI Certificates By Month  
with Trendline**



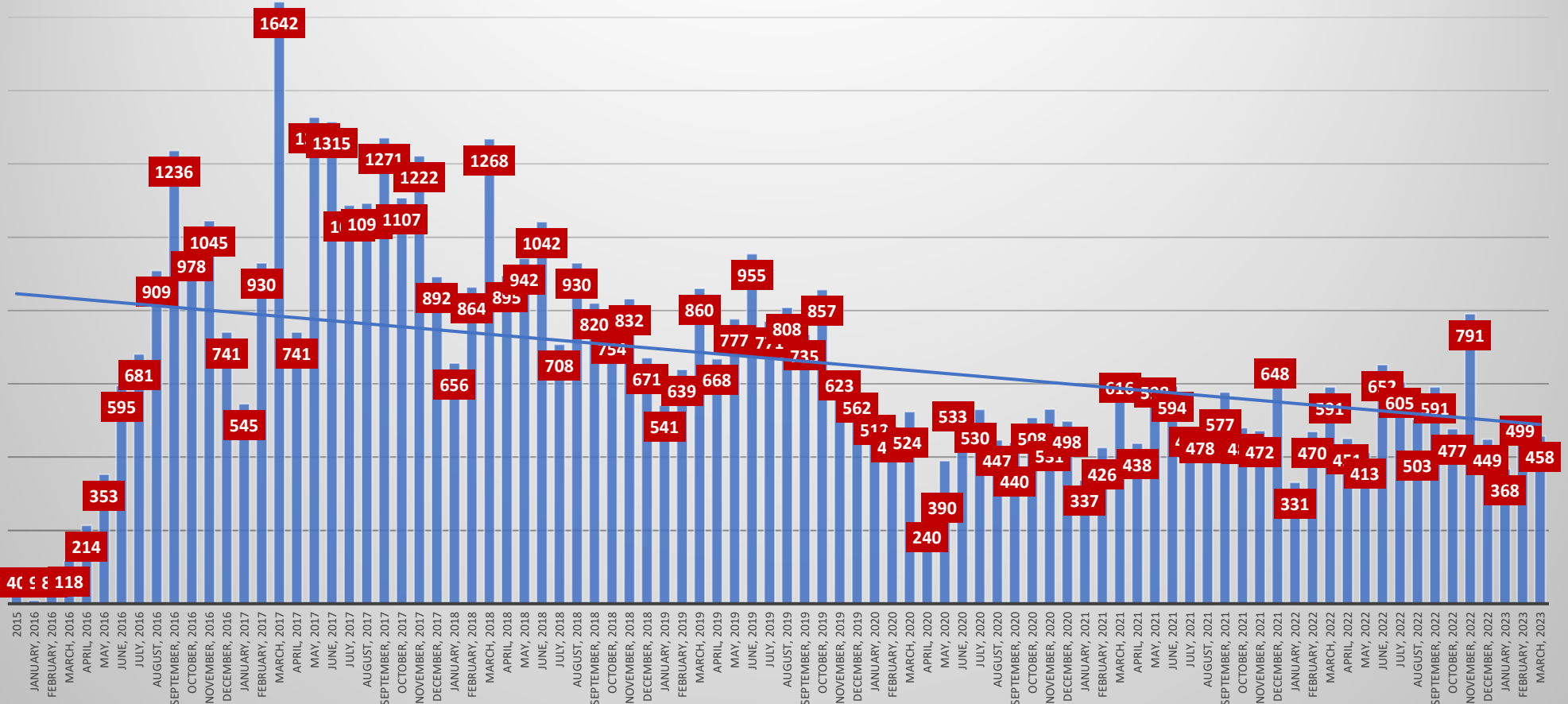
Data reported for the past 2-3 months are subject to change due to lag in submission of course rosters by instructors. Data reconciled quarterly.

## Human Food Domestic PCQI Certificates By Month with Trendline



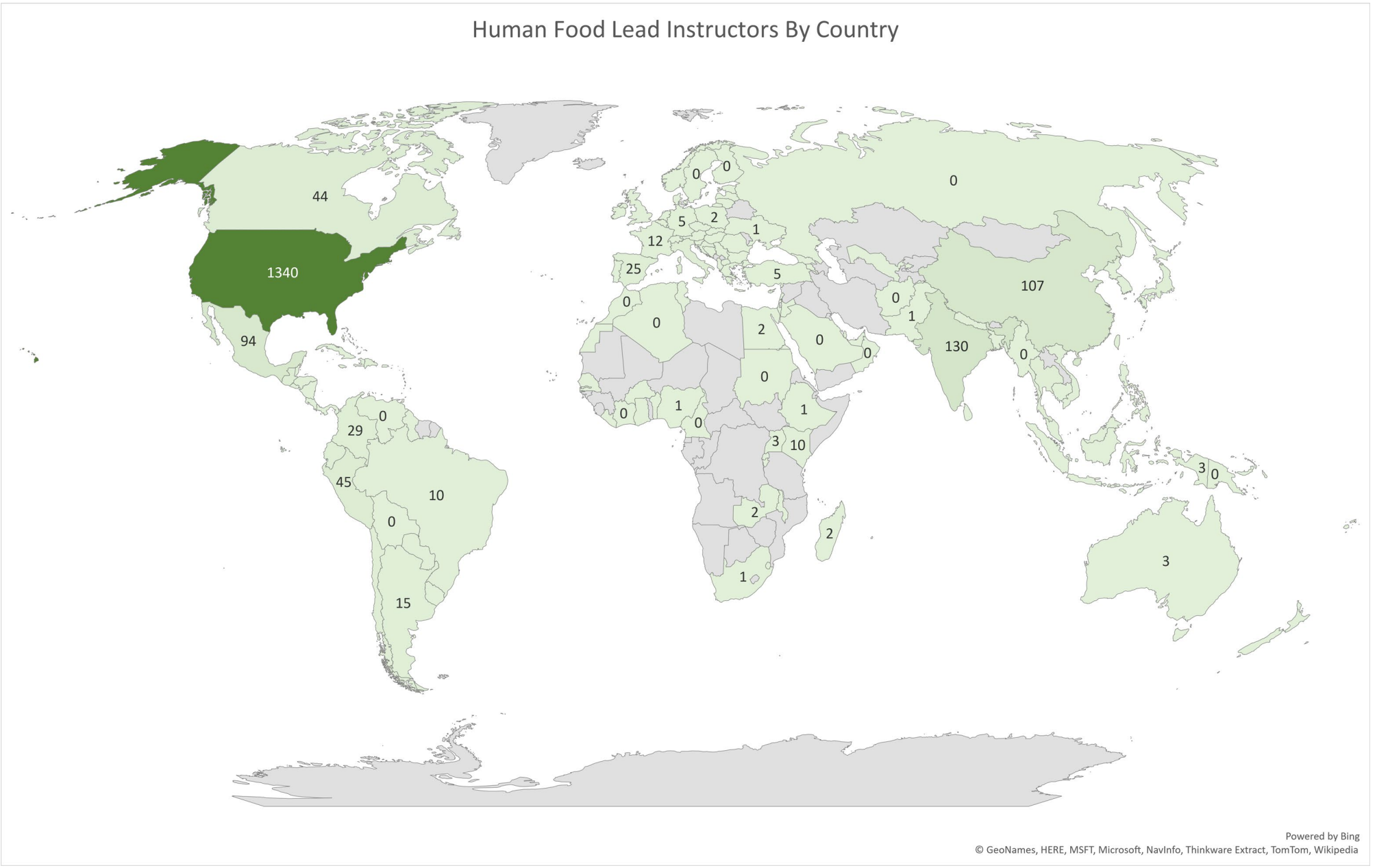
Data reported for the past 2-3 months are subject to change due to lag in submission of course rosters by instructors. Data reconciled quarterly.

## Human Food International PCQI Certificates By Month with Trendline



Data reported for the past 2-3 months are subject to change due to lag in submission of course rosters by instructors. Data reconciled quarterly.

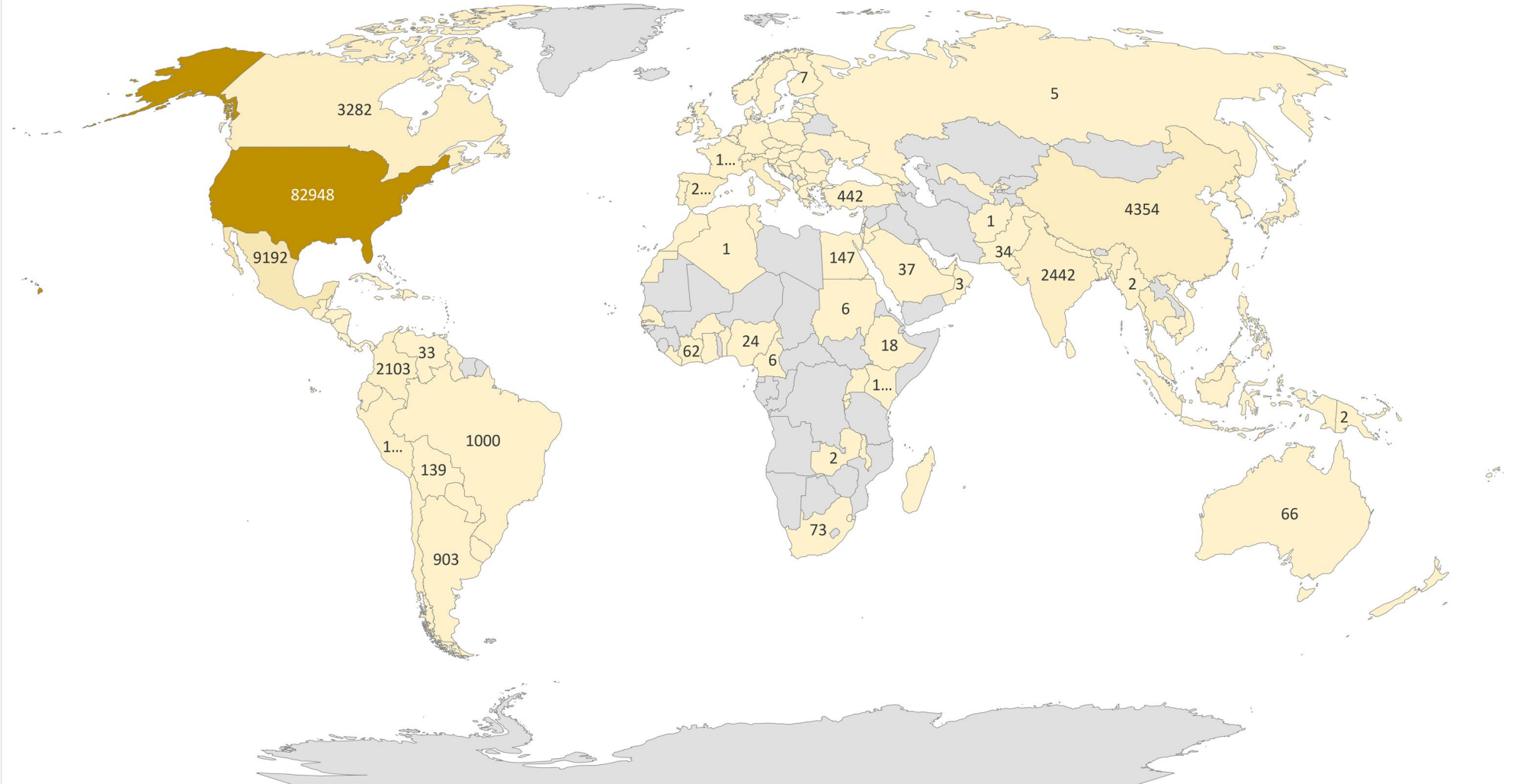
Human Food Lead Instructors By Country



Powered by Bing  
© GeoNames, HERE, MSFT, Microsoft, NavInfo, Thinkware Extract, TomTom, Wikipedia

Data reported for the past 2-3 months are subject to change due to lag in submission of course rosters by instructors. Data reconciled quarterly.

Human Food PCQI Certificates Issued By Country



Powered by Bing  
© GeoNames, HERE, MSFT, Microsoft, NavInfo, Thinkware Extract, TomTom, Wikipedia

Data reported for the past 2-3 months are subject to change due to lag in submission of course rosters by instructors. Data reconciled quarterly.





Human Food Data By Country			
Country	Lead instructors	Courses Completed	Certificates Issued
Afghanistan	0	0	1
Albania	0	0	1
Andorra	0	0	1
Algeria	0	0	1
Antigua and Barbuda	0	1	3
Argentina	15	71	903
Armenia	0	0	3
Australia	3	7	66
Austria	0	2	65
Bahamas	0	0	3
Bangladesh	3	1	51
Barbados	8	12	108
Belgium	1	15	136
Belize	0	3	35
Benin	1	2	21
Bolivia	0	6	139
Bosnia and Herzegovina	0	0	9
Brazil	10	106	1,000
Bulgaria	1	4	22
Burkina Faso	0	0	3
Burundi	1	0	4
Cambodia	0	3	31
Cameroon	0	0	6
Canada	44	425	3,282
Cape Verde	0	0	4
Cayman Islands	1	0	6
Chile	21	142	1,535
China	107	293	4,354
Cocos (Keeling) Islands	0	0	1
Colombia	29	134	2,103
Congo, The Democratic Republic of the	0	0	1

<b>Human Food Data By Country (cont.)</b>			
<b>Country</b>	<b>Lead instructors</b>	<b>Courses Completed</b>	<b>Certificates Issued</b>
Costa Rica	12	82	889
Cote d'Ivoire	0	7	62
Croatia	1	8	32
Cuba	0	0	1
Cyprus	1	1	17
Czech Republic	0	0	6
Denmark	2	15	119
Dominican Republic	13	39	461
Ecuador	28	133	1,428
Egypt	2	15	147
El Salvador	11	32	245
Estonia	0	0	3
Eswatini	0	0	1
Ethiopia	1	1	18
Fiji	0	2	38
Finland	0	1	7
France	12	191	1,085
Gambia	1	1	27
Georgia	0	1	9
Germany	5	90	818
Ghana	10	2	24
Greece	6	40	302
Grenada	0	1	22
Guatemala	34	80	1,090
Guyana	0	4	61
Haiti	3	5	46
Honduras	8	25	459
Hong Kong	1	6	11

<b>Human Food Data By Country (cont.)</b>			
<b>Country</b>	<b>Lead instructors</b>	<b>Courses Completed</b>	<b>Certificates Issued</b>
Hungary	2	9	34
India	130	254	2,442
Indonesia	3	79	534
Ireland	5	40	386
Israel	2	17	506
Italy	33	487	4,029
Jamaica	12	59	550
Japan	24	232	2,509
Jordan	0	1	10
Kenya	10	8	113
Korea, Democratic People's Republic of	0	0	36
Korea, Republic of	7	87	1,234
Latvia	0	0	2
Lebanon	3	7	152
Liberia	0	0	1
Liechtenstein	0	0	2
Lithuania	1	10	82
Luxembourg	0	3	38
Madagascar	2	7	105
Malawi	0	0	7
Malaysia	7	92	826
Maldives	0	1	16
Malta	0	0	1
Mauritius	1	3	37
Mexico	94	720	9,192
Micronesia, Federated States of	0	0	1
Morocco	0	5	135
Myanmar	0	0	2

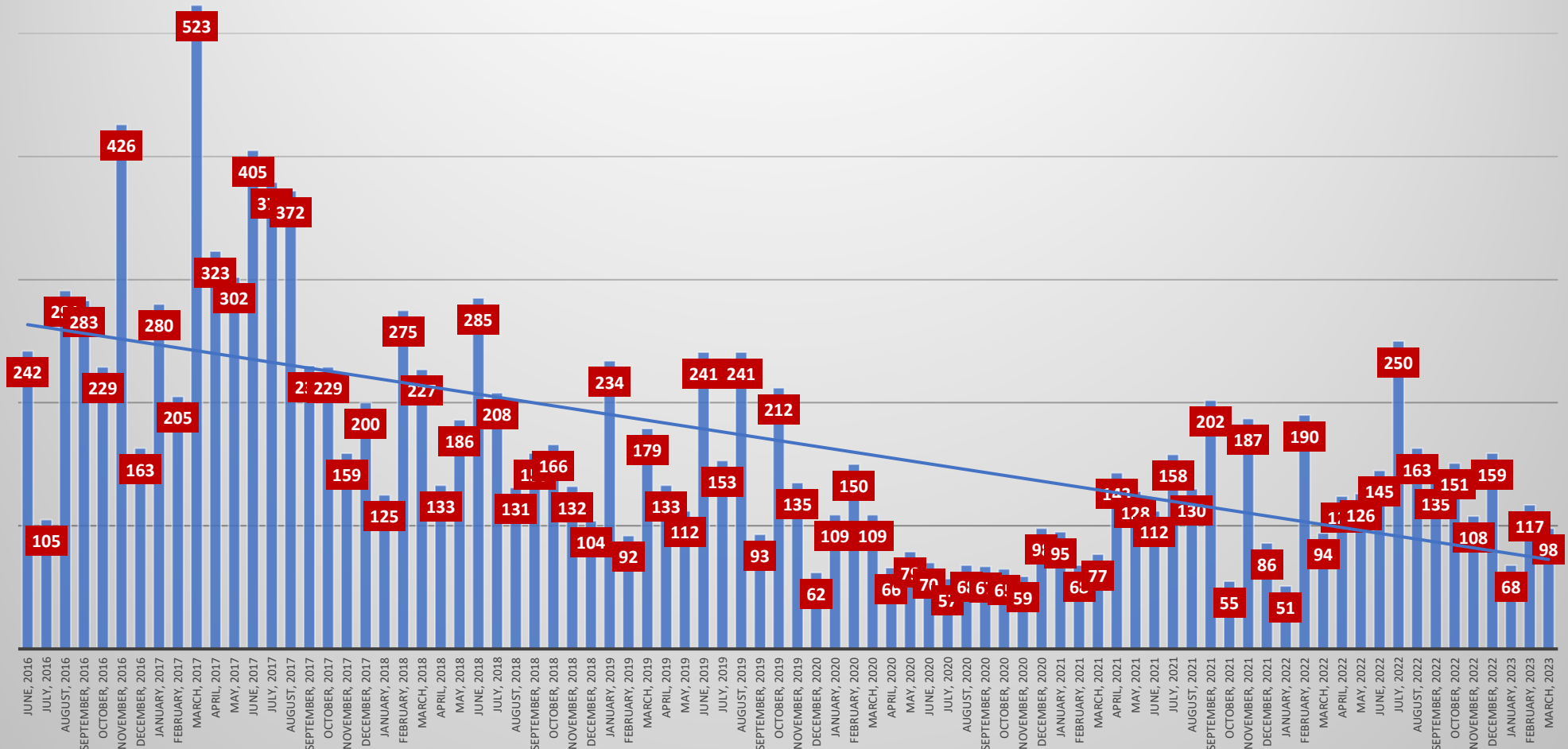
<b>Human Food Data By Country (cont.)</b>			
<b>Country</b>	<b>Lead instructors</b>	<b>Courses Completed</b>	<b>Certificates Issued</b>
Nepal	2	0	2
Netherlands	5	78	515
New Zealand	0	1	31
Nicaragua	0	12	183
Nigeria	1	0	24
North Macedonia	0	0	21
Norway	0	6	65
Oman	0	0	3
Pakistan	1	2	34
Panama	2	3	93
Papua New Guinea	0	0	2
Paraguay	10	18	349
Peru	45	142	1,593
Philippines	4	28	478
Poland	2	30	238
Portugal	2	22	236
Puerto Rico	0	9	23
Qatar	1	1	2
Romania	1	0	8
Russian Federation	0	0	5
Rwanda	0	0	44
Saint Lucia	1	0	2
Saudi Arabia	0	1	37
Senegal	0	0	1
Serbia	0	0	24
Singapore	2	14	166
Slovakia	0	0	5

<b>Human Food Data By Country (cont.)</b>			
<b>Country</b>	<b>Lead instructors</b>	<b>Courses Completed</b>	<b>Certificates Issued</b>
Slovenia	0	1	10
South Africa	1	5	73
Spain	25	345	2,805
Sri Lanka	3	18	168
Sudan	0	0	6
Sweden	0	2	32
Switzerland	1	19	187
Taiwan	10	92	1,635
Tanzania, United Republic of	1	2	10
Thailand	23	210	2,707
Trinidad and Tobago	8	27	197
Tunisia	0	1	36
Turkey	5	52	442
Turks and Caicos Islands	0	0	1
Uganda	3	0	13
Ukraine	1	0	11
United Arab Emirates	2	2	44
United Kingdom	10	57	424
United States	1,340	6,888	82,948
Uruguay	0	15	152
Uzbekistan	1	0	1
Venezuela	0	0	33
Vietnam	8	104	1,256
Zambia	2	0	2

<b>Cumulative Animal Food Data</b>		
<b>Animal Food</b>		
Certificates issued to date	<b>Total</b>	13,781
	Domestic	12,321
	International	1,460
Lead Instructor certificates to date	<b>Total</b>	340
	Domestic	268
	International	72
<b>Total Participant Courses Registered</b>		
Total Participant Courses Registered	<b>Total</b>	1,324
	Domestic	1,140
	International	184
Upcoming Registered Participant Courses	<b>Total</b>	72
	Domestic	71
	International	1
Participant Courses completed	<b>Total</b>	1,095
	Domestic	959
	International	136
Average Class Size	<b>Total</b>	13
	Domestic	13
	International	11
<b>LI Courses Completed</b>		
LI Courses Completed	<b>Total</b>	16
	Domestic	12
	International	4
Upcoming LI courses scheduled	<b>Total</b>	1
	Domestic	1
	International	0

<b>Cumulative Animal Food Data</b>		
<b>Animal Food Blended</b>		
Enrolled Into Animal Food Part 1	<b>Total</b>	676
	Domestic	664
	International	12
Part 1 Course Completions	<b>Total</b>	607
	Domestic	596
	International	11
Part 2 Certificates Issued	<b>Total</b>	534
	Domestic	525
	International	9
Part 2 Courses Completed	<b>Total</b>	153
	Domestic	150
	International	3
<b>Current Good Manufacturing Practices (CGMPs) for Animal Food Production</b>		
Enrolled Into CGMP	<b>Total</b>	108
	Domestic	104
	International	4
CGMP Course Completions	<b>Total</b>	90
	Domestic	89
	International	1

### Animal Food Total PCQI Certificates By Month with Trendline



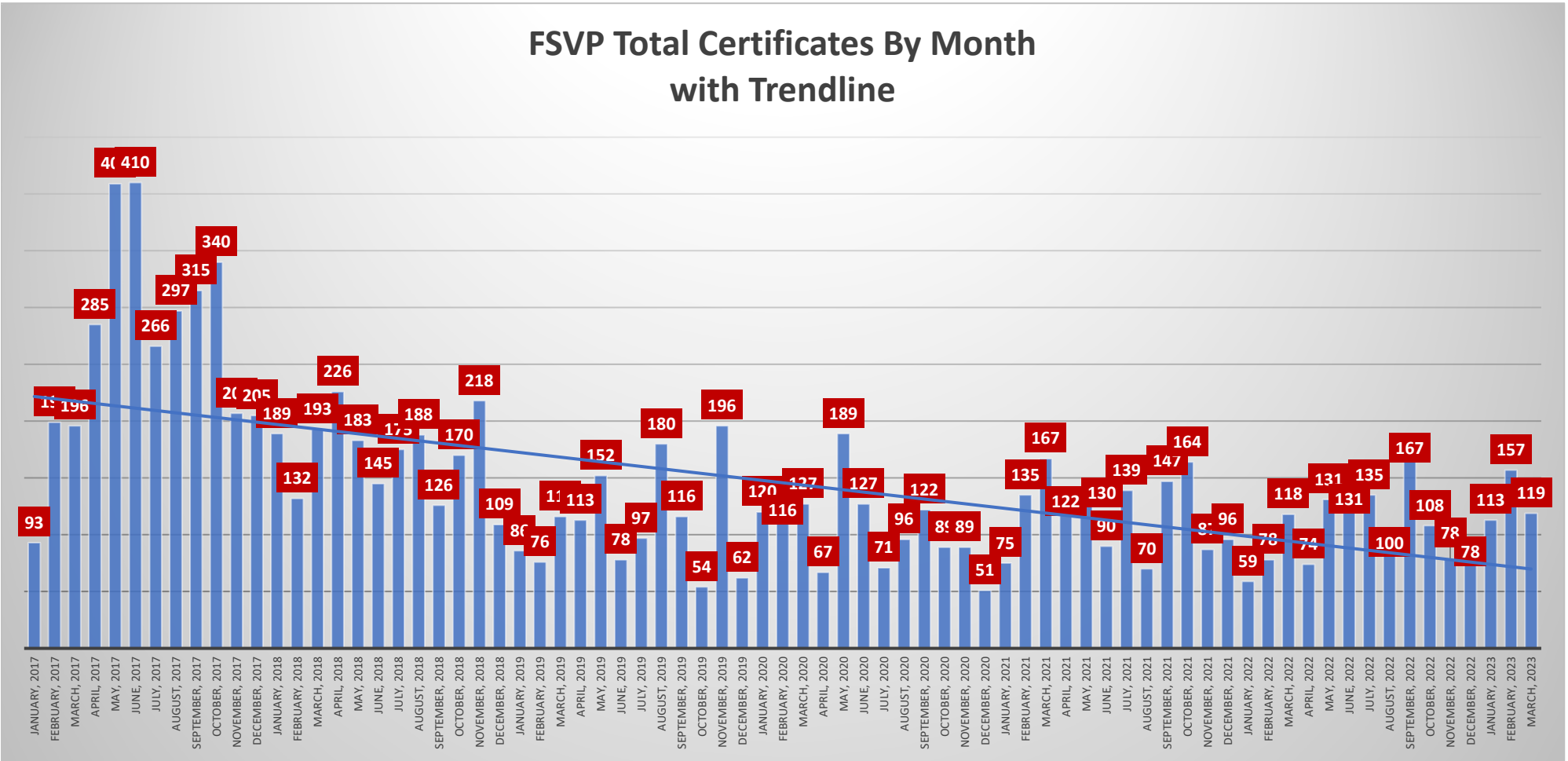
Data reported for the past 2-3 months are subject to change due to lag in submission of course rosters by instructors. Data reconciled quarterly.



<b>Cumulative FSVP Data</b>		
<b>FSVP</b>		
Certificates issued to date	<b>Total</b>	10,934
	Domestic	9,258
	International	1,676
Lead Instructor certificates to date	<b>Total</b>	363
	Domestic	306
	International	57
Total Participant Courses Registered	<b>Total</b>	1,871
	Domestic	1,504
	International	367
Upcoming Registered Participant Courses	<b>Total</b>	94
	Domestic	84
	International	10
Participant Courses completed	<b>Total</b>	1,323
	Domestic	1,117
	International	206
Average Class Size	<b>Total</b>	8
	Domestic	8
	International	8
LI Courses Completed	<b>Total</b>	17
	Domestic	17
	International	0
Upcoming LI courses scheduled	<b>Total</b>	0
	Domestic	0
	International	0

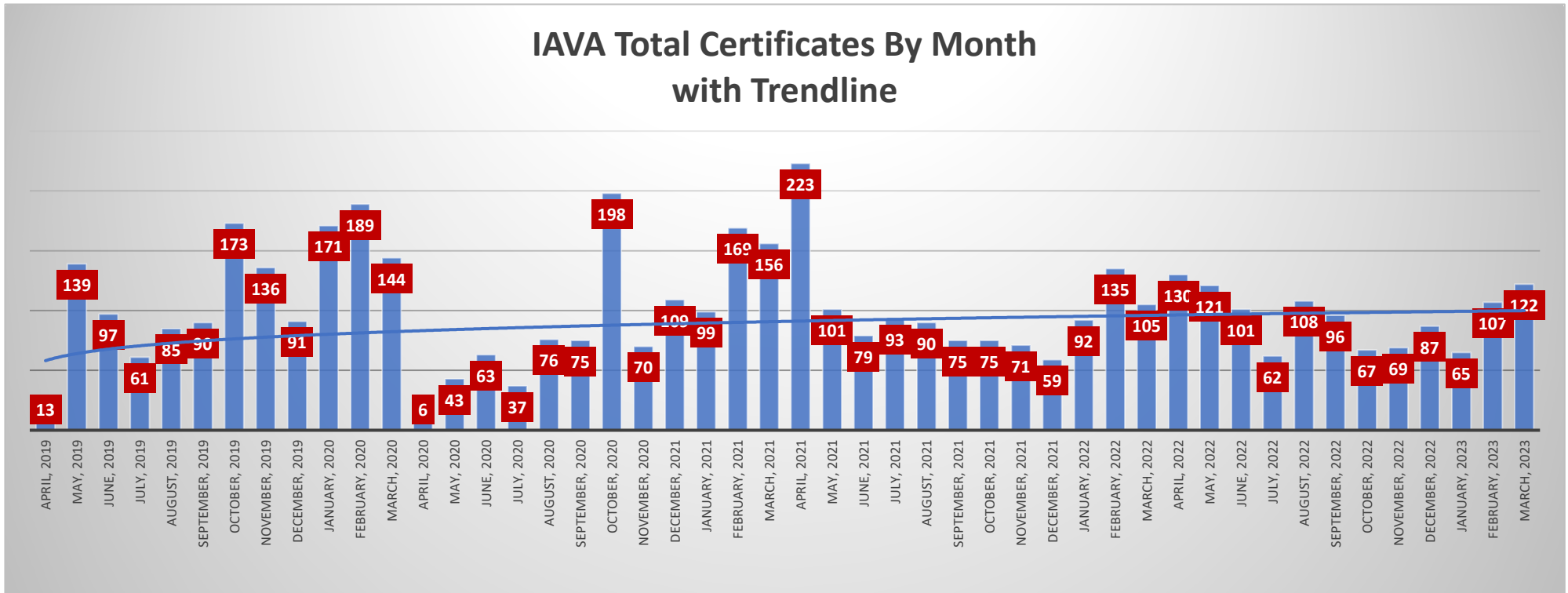
<b>Cumulative FSVP Data</b>		
<b>FSVP Blended</b>		
Enrolled Into FSVP Part 1	<b>Total</b>	563
	Domestic	527
	International	36
Part 1 Course Completions	<b>Total</b>	482
	Domestic	449
	International	33
Part 2 Certificates Issued	<b>Total</b>	377
	Domestic	360
	International	17
Part 2 Courses Completed	<b>Total</b>	97
	Domestic	97
	International	0

### FSVP Total Certificates By Month with Trendline



Data reported for the past 2-3 months are subject to change due to lag in submission of course rosters by instructors. Data reconciled quarterly.

<b>Cumulative IAVA Data</b>		
<b>IAVA</b>		
Certificates issued to date	<b>Total</b>	4,823
	Domestic	2,425
	International	2,398
Lead Instructor certificates to date	<b>Total</b>	74
	Domestic	54
	International	20
<b>Total Participant Courses Registered</b>		
Total Participant Courses Registered	<b>Total</b>	737
	Domestic	426
	International	311
Upcoming Registered Participant Courses	<b>Total</b>	44
	Domestic	38
	International	6
Participant Courses completed	<b>Total</b>	574
	Domestic	312
	International	262
Average Class Size	<b>Total</b>	8
	Domestic	8
	International	9
<b>LI Courses Completed</b>		
LI Courses Completed	<b>Total</b>	6
	Domestic	6
	International	0
Upcoming LI courses scheduled	<b>Total</b>	0
	Domestic	0
	International	0



Data reported for the past 2-3 months are subject to change due to lag in submission of course rosters by instructors. Data reconciled quarterly.

Intentional Adulteration		
Food Defense Awareness for the IA Rule	Number of times accessed	233,609
	Total Time Spent (minutes)	1,253,002
Overview of the Intentional Adulteration Rule (IA Rule)	Number of times accessed	71,917
	Total Time Spent (minutes)	462,962
Food Defense Awareness for the IA Rule: Spanish	Number of times accessed	23,069
	Total Time Spent (minutes)	94,816

IA Key Activity Types Course (Start Date: 11/28/2018)	<b>Enrolled</b>	3,242
	Not Started	56
	In Progress	29
	Completed	3,153
	Total Time Spent (minutes)	188d 20h 59m 47s
IA Mitigation Strategies (Start Date: 11/28/2018)	<b>Enrolled</b>	3,087
	Not Started	122
	In Progress	48
	Completed	2,915
	Total Time Spent (minutes)	354d 22h 36m 42s
IA Food Defense Plan Preparation and Reanalysis Course (Start Date: 12/11/2019)	<b>Enrolled</b>	1,488
	Not Started	81
	In Progress	35
	Completed	1,370
	Total Time Spent (minutes)	150d 7h 41m 32s