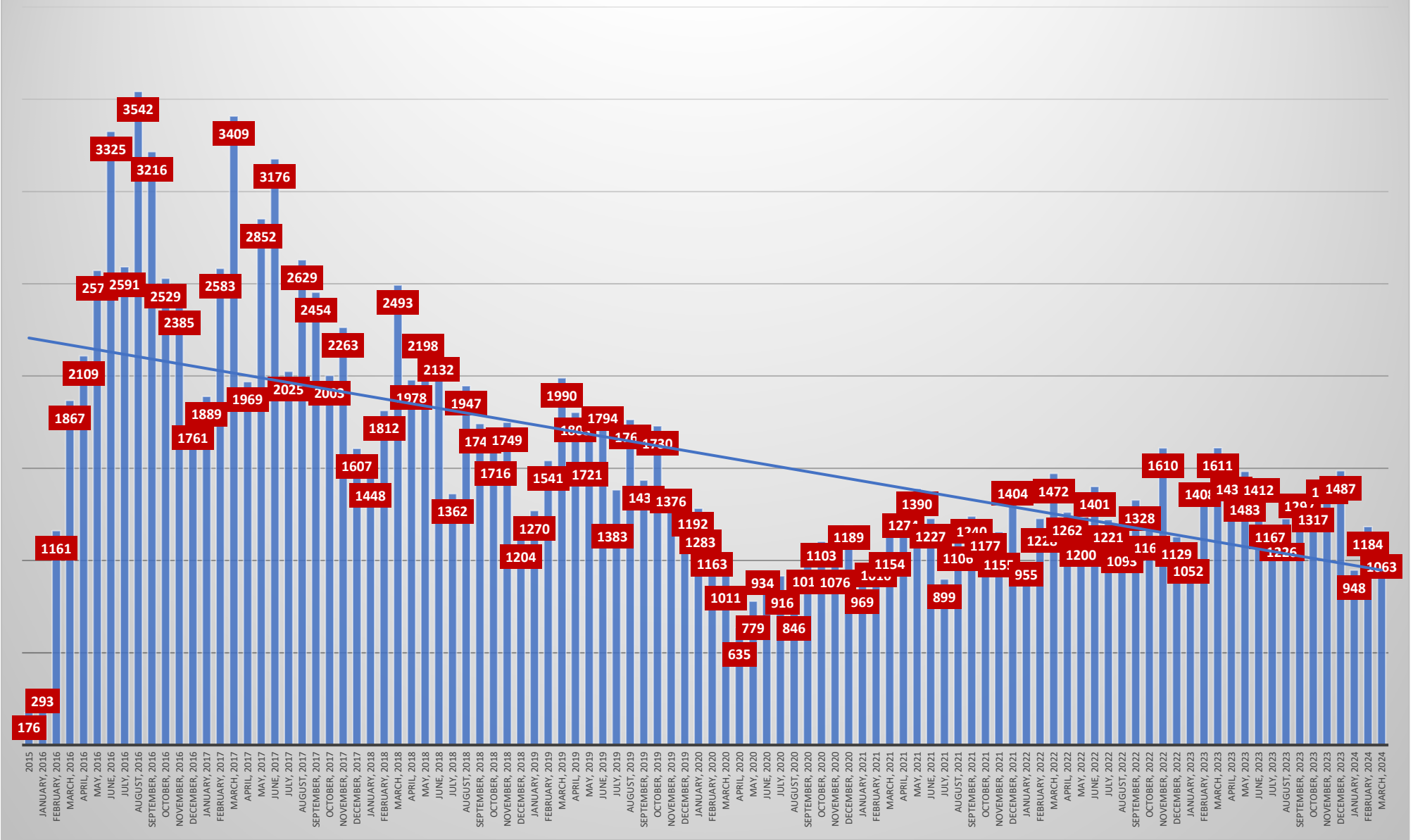


<b>Cumulative Human Food Data</b>		
<b>Human Food</b>		
Certificates issued to date	<b>Total</b>	157,724
	Domestic	91,665
	International	66,059
Lead Instructor certificates to date	<b>Total</b>	2,293
	Domestic	1,365
	International	928
<b>Total Participant Courses Registered</b>		
Total Participant Courses Registered	<b>Total</b>	15,129
	Domestic	8,262
	International	6,867
Upcoming Registered Participant Courses	<b>Total</b>	350
	Domestic	246
	International	104
Participant Courses completed	<b>Total</b>	14,032
	Domestic	7,799
	International	6,233
Average Class Size	<b>Total</b>	11
	Domestic	12
	International	11
<b>LI Courses Completed</b>		
LI Courses Completed	<b>Total</b>	109
	Domestic	71
	International	38
Upcoming LI Courses Scheduled	<b>Total</b>	0
	Domestic	0
	International	0

**Cumulative Human Food Data**

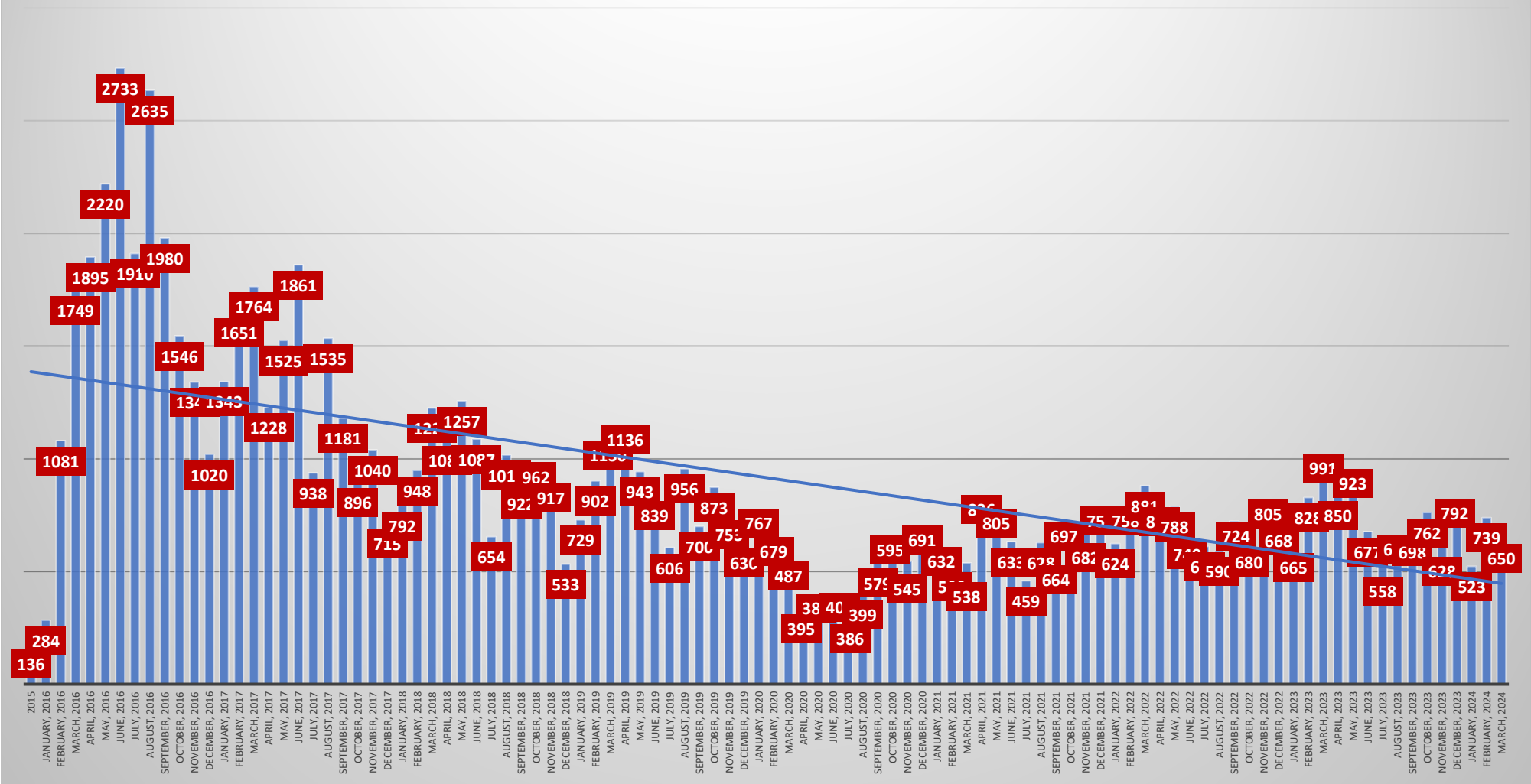
<b>Human Food Blended</b>		
Enrolled Into Human Food Part 1	<b>Total</b>	6,984
	Domestic	6,381
	International	603
Part 1 Course Completions	<b>Total</b>	6,462
	Domestic	5,902
	International	560
Part 2 Certificates Issued	<b>Total</b>	5,804
	Domestic	5,299
	International	505
Part 2 Courses Completed	<b>Total</b>	1,143
	Domestic	947
	International	196

**Human Food Total PCQI Certificates By Month with Trendline**



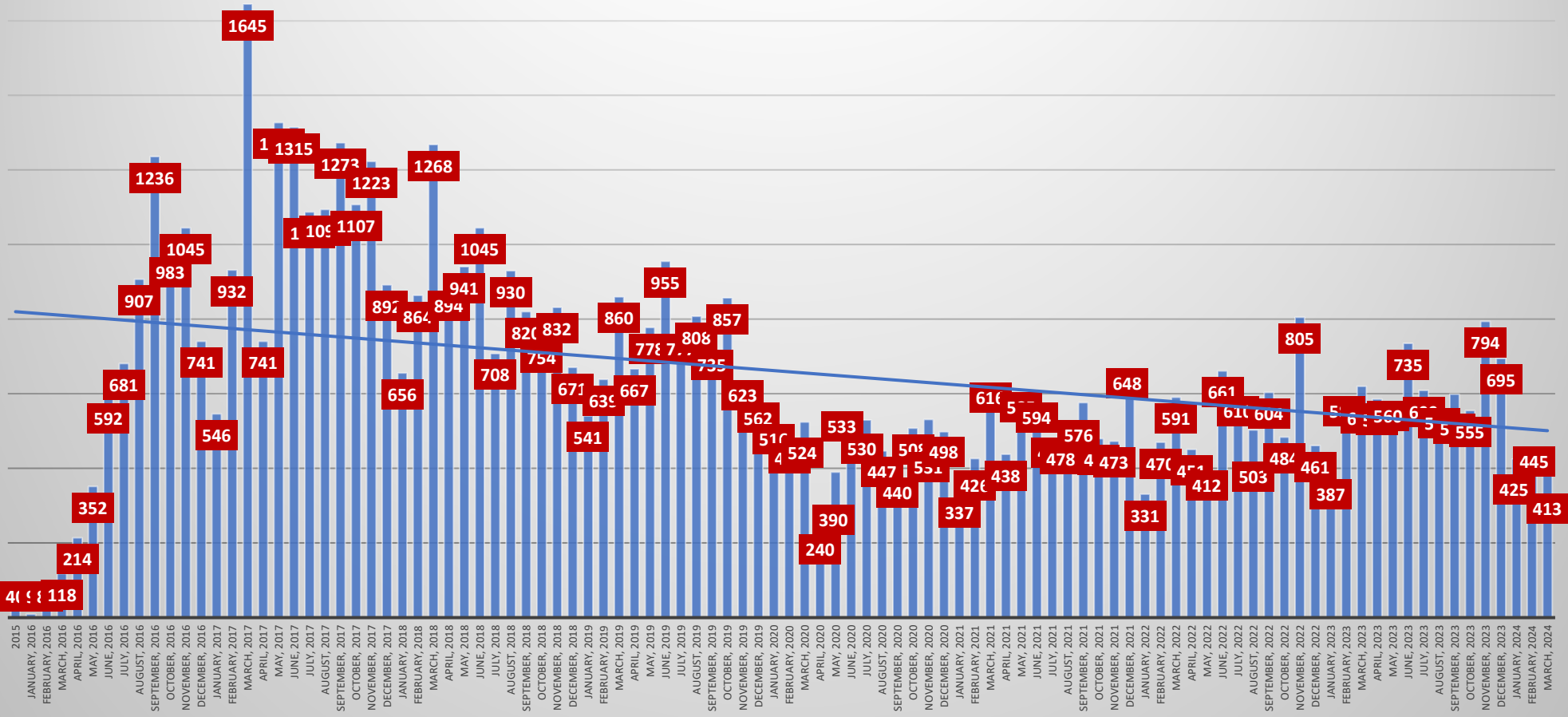
Data reported for the past 2-3 months are subject to change due to lag in submission of course rosters by instructors. Data reconciled quarterly.

## Human Food Domestic PCQI Certificates By Month with Trendline



Data reported for the past 2-3 months are subject to change due to lag in submission of course rosters by instructors. Data reconciled quarterly.

## Human Food International PCQI Certificates By Month with Trendline



Data reported for the past 2-3 months are subject to change due to lag in submission of course rosters by instructors. Data reconciled quarterly.

<b>Human Food Data By Country</b>			
<b>Country</b>	<b>Lead instructors</b>	<b>Courses Completed</b>	<b>Certificates Issued</b>
Afghanistan	0	0	2
Albania	0	0	2
Algeria	0	0	4
Andorra	0	0	1
Antigua and Barbuda	0	1	3
Argentina	14	71	984
Armenia	0	0	3
Australia	3	7	72
Austria	0	2	77
Azerbaijan	0	0	2
Bahamas	0	0	3
Bangladesh	3	1	51
Barbados	9	12	120
Belgium	4	15	156
Belize	0	3	37
Benin	1	2	32
Bolivia	0	6	146
Bosnia and Herzegovina	0	0	27
Botswana	0	0	2
Brazil	10	108	1,149
Bulgaria	1	4	23
Burkina Faso	0	0	3
Burundi	1	0	4
Cambodia	0	3	32
Cameroon	0	0	8
Canada	45	426	3,773
Cape Verde	0	0	4
Cayman Islands	1	0	8
Chile	21	142	1,678
China	107	296	4,895
Cocos (Keeling) Islands	0	0	1
Colombia	28	134	2,357
Congo, The Democratic Republic of the	0	0	1

<b>Human Food Data By Country (cont.)</b>			
<b>Country</b>	<b>Lead instructors</b>	<b>Courses Completed</b>	<b>Certificates Issued</b>
Costa Rica	13	82	944
Cote d'Ivoire	0	7	62
Croatia	1	8	33
Cuba	0	0	24
Cyprus	1	1	20
Czech Republic	0	0	6
Denmark	2	15	148
Dominican Republic	13	40	541
Ecuador	28	135	1,547
Egypt	6	15	179
El Salvador	11	32	286
Estonia	0	0	3
Eswatini	0	0	1
Ethiopia	1	1	18
Fiji	0	2	39
Finland	0	1	11
France	12	192	1,229
Gambia	1	1	29
Georgia	0	1	9
Germany	5	90	950
Ghana	10	2	32
Greece	6	40	340
Grenada	0	1	22
Guadeloupe	0	0	1
Guatemala	33	80	1,238
Guyana	0	4	62
Haiti	3	5	47
Honduras	9	25	499
Hong Kong	1	6	11

<b>Human Food Data By Country (cont.)</b>			
<b>Country</b>	<b>Lead instructors</b>	<b>Courses Completed</b>	<b>Certificates Issued</b>
Hungary	2	9	40
India	131	259	2,801
Indonesia	3	79	596
Ireland	5	40	449
Israel	2	17	527
Italy	33	488	4,415
Jamaica	12	59	597
Japan	25	234	2,853
Jordan	0	1	11
Kenya	10	8	138
Korea, Democratic People's Republic of	0	0	35
Korea, Republic of	7	87	1,399
Latvia	0	0	2
Lebanon	3	7	160
Liberia	0	0	1
Liechtenstein	0	0	2
Lithuania	1	10	82
Luxembourg	0	3	38
Madagascar	2	7	118
Malawi	0	0	8
Malaysia	7	92	956
Maldives	0	1	17
Malta	0	0	1
Mauritius	1	3	51
Mexico	94	725	10,392
Micronesia, Federated States of	0	0	1
Monaco	0	0	2
Morocco	0	5	137
Mozambique	0	0	3
Myanmar	0	0	4



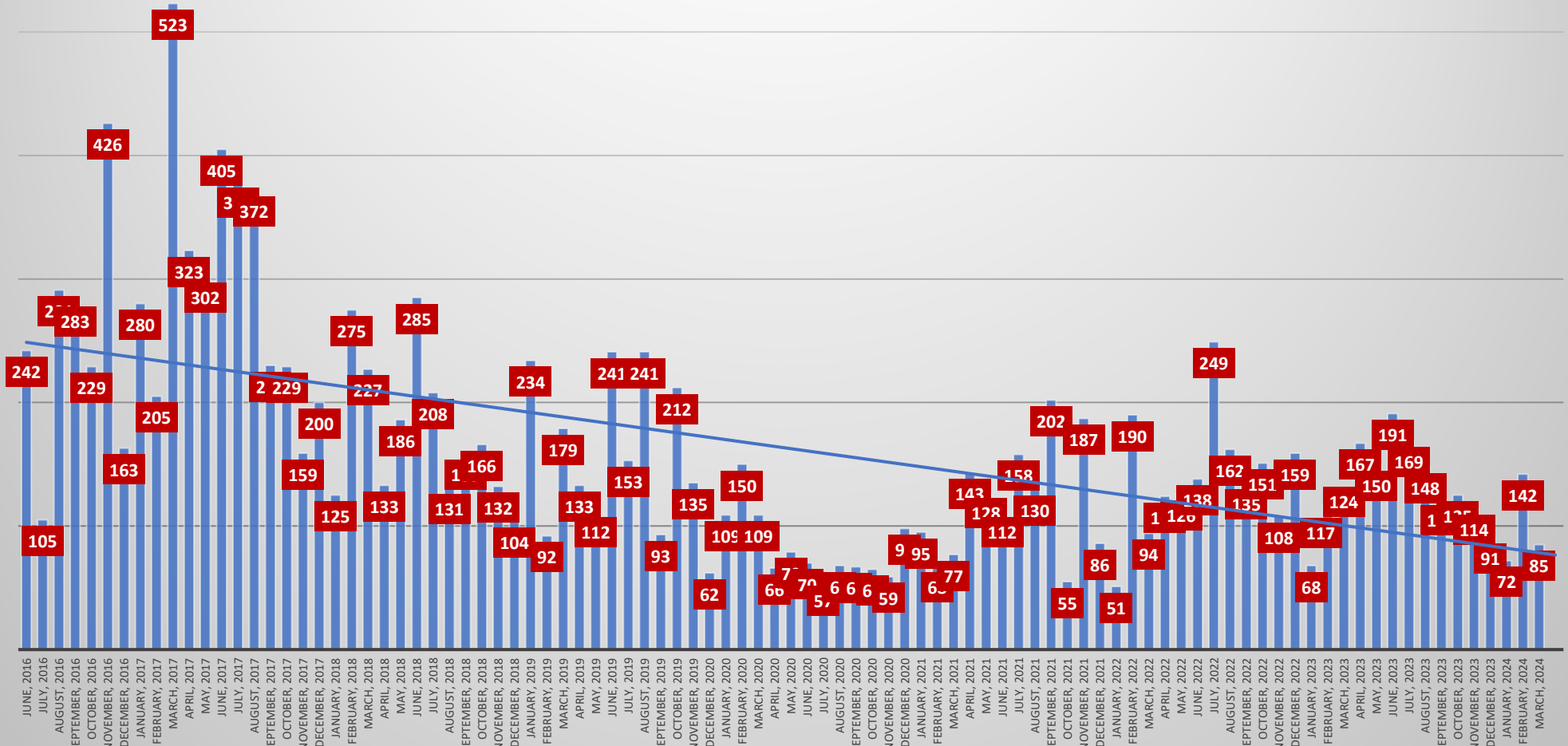
Human Food Data By Country (cont.)			
Country	Lead instructors	Courses Completed	Certificates Issued
Nepal	2	0	2
Netherlands	5	78	609
New Zealand	0	1	42
Nicaragua	0	12	235
Nigeria	1	0	37
North Macedonia	0	0	21
Norway	0	6	69
Oman	0	0	6
Pakistan	2	2	70
Panama	2	3	106
Papua New Guinea	0	0	2
Paraguay	10	18	361
Peru	46	142	1,714
Philippines	4	27	513
Poland	2	31	293
Portugal	2	22	262
Qatar	1	1	4
Romania	1	0	9
Russian Federation	0	0	5
Rwanda	0	0	46
Saint Lucia	1	0	2
Saudi Arabia	0	1	50
Senegal	0	0	1
Serbia	0	0	25
Singapore	2	14	219
Slovakia	0	0	7
Slovenia	0	1	13

<b>Human Food Data By Country (cont.)</b>			
<b>Country</b>	<b>Lead instructors</b>	<b>Courses Completed</b>	<b>Certificates Issued</b>
South Africa	1	5	89
Spain	26	349	3,134
Sri Lanka	3	18	190
Sudan	0	0	6
Sweden	0	2	33
Switzerland	1	19	217
Taiwan	10	92	1,780
Tanzania, United Republic of	1	2	10
Thailand	23	210	3,009
Tonga	0	0	5
Trinidad and Tobago	9	28	261
Tunisia	0	1	40
Turkey	5	52	617
Turks and Caicos Islands	0	0	1
Uganda	3	0	17
Ukraine	1	0	11
United Arab Emirates	2	2	55
United Kingdom	10	58	465
United States	1,365	6,907	91,665
Uruguay	0	15	155
Uzbekistan	1	0	1
Venezuela	0	0	38
Vietnam	8	104	1,370
Zambia	1	0	5

<b>Cumulative Animal Food Data</b>		
<b>Animal Food</b>		
Certificates issued to date	<b>Total</b>	15,374
	Domestic	13,741
	International	1,633
Lead Instructor certificates to date	<b>Total</b>	349
	Domestic	277
	International	72
<b>Total Participant Courses Registered</b>		
Total Participant Courses Registered	<b>Total</b>	1,370
	Domestic	1,199
	International	171
Upcoming Registered Participant Courses	<b>Total</b>	91
	Domestic	88
	International	3
Participant Courses completed	<b>Total</b>	1,289
	Domestic	1,137
	International	152
Average Class Size	<b>Total</b>	12
	Domestic	12
	International	11
<b>LI Courses Completed</b>		
LI Courses Completed	<b>Total</b>	17
	Domestic	13
	International	4
Upcoming LI courses scheduled	<b>Total</b>	0
	Domestic	0
	International	0

<b>Cumulative Animal Food Data</b>		
<b>Animal Food Blended</b>		
Enrolled Into Animal Food Part 1	<b>Total</b>	829
	Domestic	805
	International	24
Part 1 Course Completions	<b>Total</b>	754
	Domestic	734
	International	20
Part 2 Certificates Issued	<b>Total</b>	643
	Domestic	626
	International	17
Part 2 Courses Completed	<b>Total</b>	144
	Domestic	143
	International	1
<b>Current Good Manufacturing Practices (CGMPs) for Animal Food Production</b>		
Enrolled Into CGMP	<b>Total</b>	124
	Domestic	117
	International	7
CGMP Course Completions	<b>Total</b>	104
	Domestic	101
	International	3

### Animal Food Total PCQI Certificates By Month with Trendline

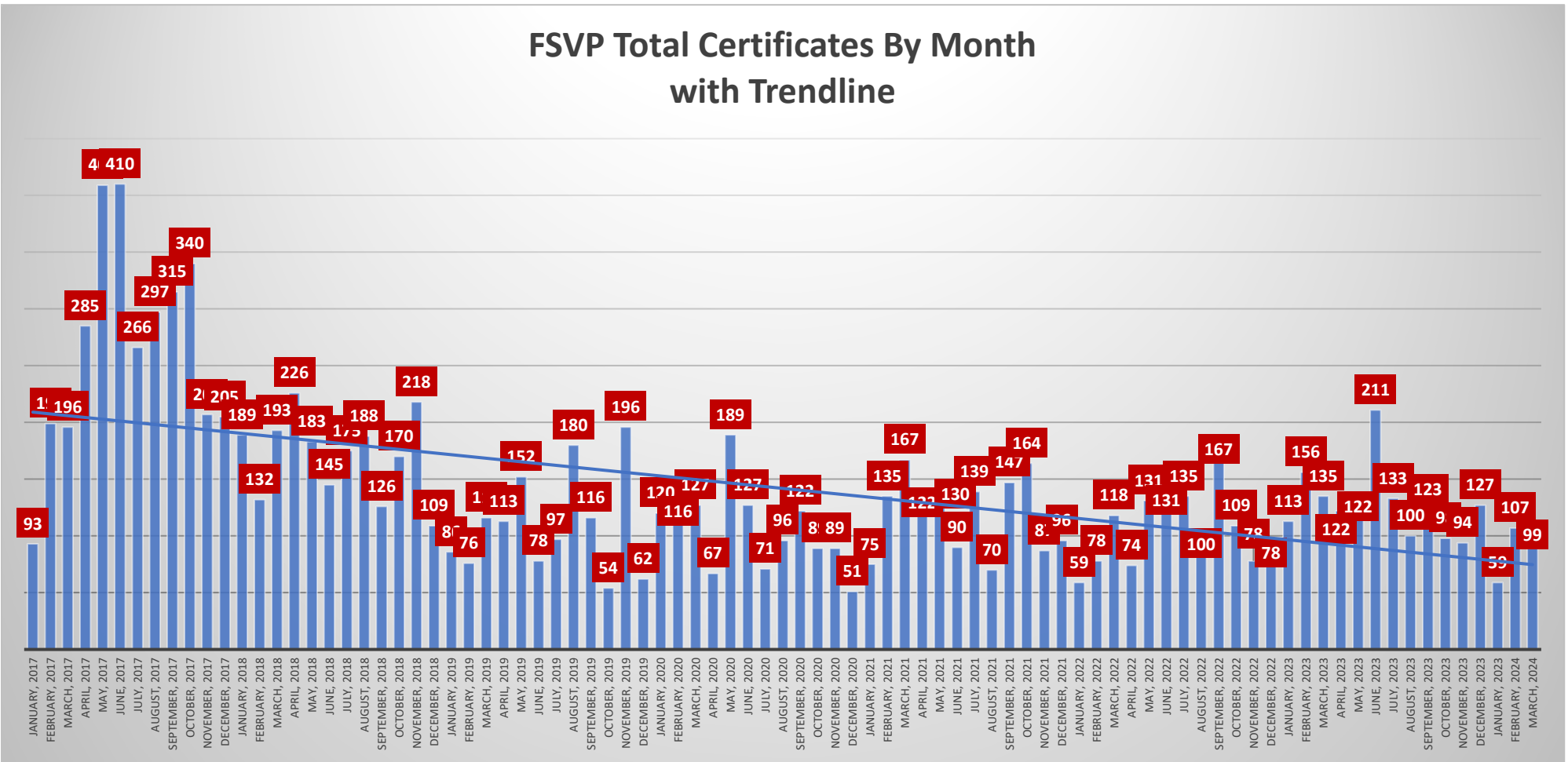


Data reported for the past 2-3 months are subject to change due to lag in submission of course rosters by instructors. Data reconciled quarterly.

<b>Cumulative FSVP Data</b>		
<b>FSVP</b>		
Certificates issued to date	<b>Total</b>	12,345
	Domestic	10,389
	International	1,956
Lead Instructor certificates to date	<b>Total</b>	379
	Domestic	318
	International	61
Total Participant Courses Registered	<b>Total</b>	1,836
	Domestic	1,494
	International	342
Upcoming Registered Participant Courses	<b>Total</b>	134
	Domestic	101
	International	33
Participant Courses completed	<b>Total</b>	1,559
	Domestic	1,330
	International	229
Average Class Size	<b>Total</b>	8
	Domestic	8
	International	9
LI Courses Completed	<b>Total</b>	18
	Domestic	18
	International	0
Upcoming LI courses scheduled	<b>Total</b>	0
	Domestic	0
	International	0

<b>Cumulative FSVP Data</b>		
<b>FSVP Blended</b>		
Enrolled Into FSVP Part 1	<b>Total</b>	688
	Domestic	639
	International	49
Part 1 Course Completions	<b>Total</b>	598
	Domestic	552
	International	46
Part 2 Certificates Issued	<b>Total</b>	488
	Domestic	460
	International	28
Part 2 Courses Completed	<b>Total</b>	132
	Domestic	132
	International	0

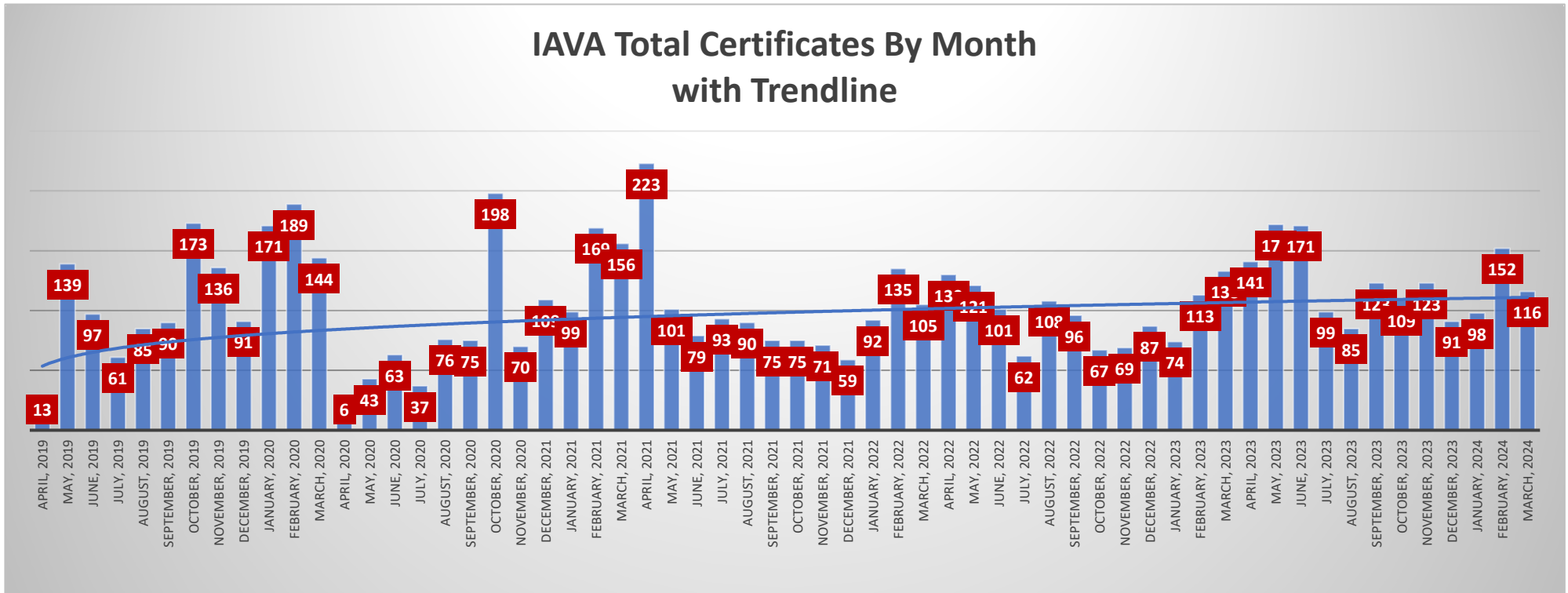
### FSVP Total Certificates By Month with Trendline



Data reported for the past 2-3 months are subject to change due to lag in submission of course rosters by instructors. Data reconciled quarterly.



<b>Cumulative IAVA Data</b>		
<b>IAVA</b>		
Certificates issued to date	<b>Total</b>	6,329
	Domestic	2,919
	International	3,410
Lead Instructor certificates to date	<b>Total</b>	86
	Domestic	58
	International	28
Total Participant Courses Registered	<b>Total</b>	839
	Domestic	419
	International	420
Upcoming Registered Participant Courses	<b>Total</b>	59
	Domestic	31
	International	28
Participant Courses completed	<b>Total</b>	778
	Domestic	395
	International	383
Average Class Size	<b>Total</b>	8
	Domestic	7
	International	9
LI Courses Completed	<b>Total</b>	7
	Domestic	7
	International	0
Upcoming LI courses scheduled	<b>Total</b>	0
	Domestic	0
	International	0



Data reported for the past 2-3 months are subject to change due to lag in submission of course rosters by instructors. Data reconciled quarterly.

<b>Intentional Adulteration</b>		
Food Defense Awareness for the IA Rule	Number of times accessed	<b>277,791</b>
	Total Time Spent (minutes)	<b>1,387,603</b>
Overview of the Intentional Adulteration Rule (IA Rule)	Number of times accessed	<b>86,378</b>
	Total Time Spent (minutes)	<b>525,318</b>
Food Defense Awareness for the IA Rule: Spanish	Number of times accessed	<b>37,344</b>
	Total Time Spent (minutes)	<b>129,542</b>

IA Key Activity Types Course (Start Date: 11/28/2018)	<b>Enrolled</b>	3,665
	Not Started	76
	In Progress	36
	Completed	3,547
	Total Time Spent (minutes)	213d 6h 46m 37s
IA Mitigation Strategies (Start Date: 11/28/2018)	<b>Enrolled</b>	3,468
	Not Started	132
	In Progress	55
	Completed	3,278
	Total Time Spent (minutes)	400d 3h 11m 41s
IA Food Defense Plan Preparation and Reanalysis Course (Start Date: 12/11/2019)	<b>Enrolled</b>	1,823
	Not Started	103
	In Progress	38
	Completed	1,680
	Total Time Spent (minutes)	185d 17h 24m 13s