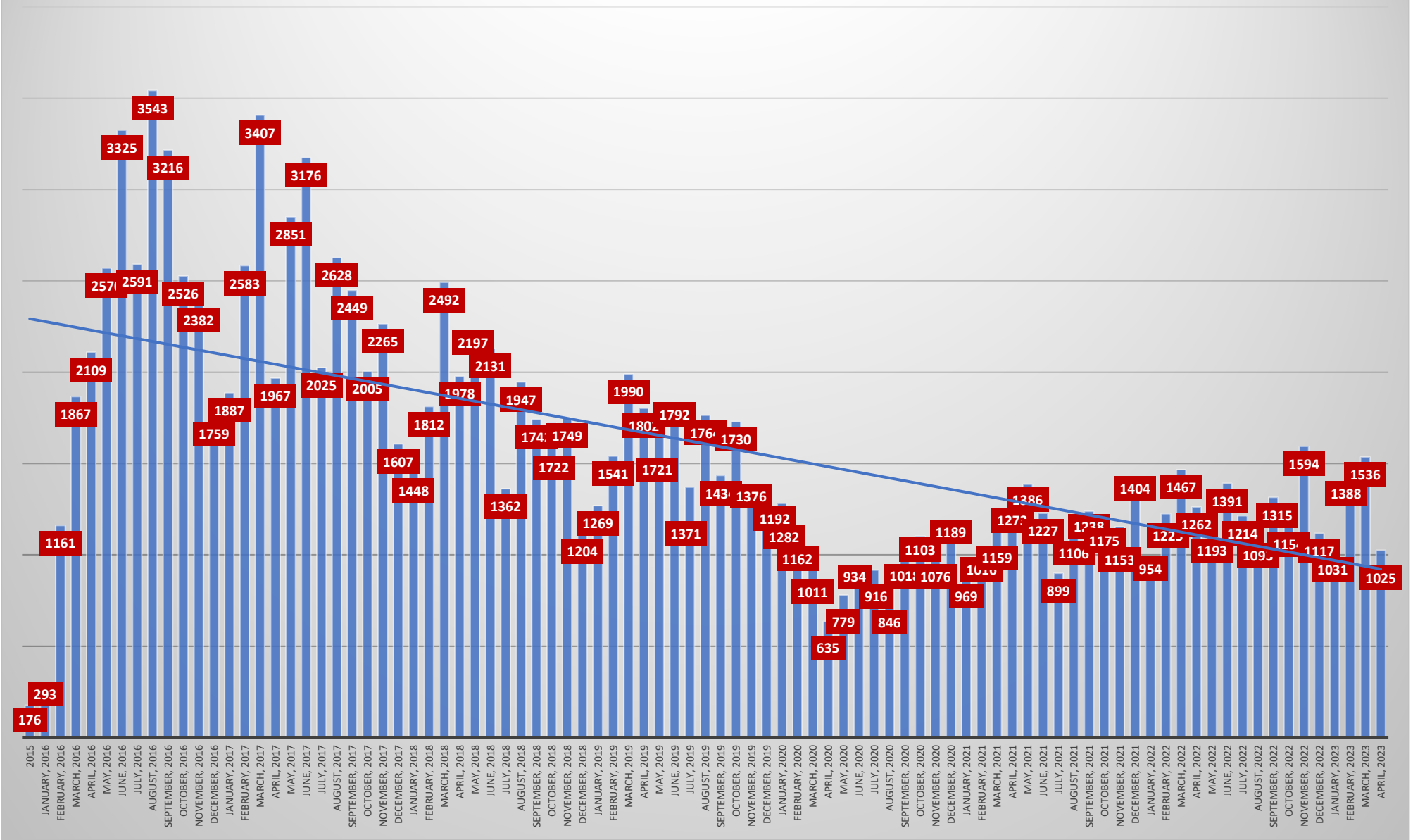


Cumulative Human Food Data		
Human Food		
Certificates issued to date	Total	143,057
	Domestic	83,813
	International	59,244
Lead Instructor certificates to date	Total	2,269
	Domestic	1,351
	International	918
Total Participant Courses Registered		
Total Participant Courses Registered	Total	14,637
	Domestic	7,997
	International	6,640
Upcoming Registered Participant Courses	Total	361
	Domestic	276
	International	85
Participant Courses completed	Total	12,486
	Domestic	6,956
	International	5,530
Average Class Size	Total	11
	Domestic	12
	International	11
LI Courses Completed		
LI Courses Completed	Total	106
	Domestic	69
	International	37
Upcoming LI Courses Scheduled	Total	1
	Domestic	1
	International	0

Cumulative Human Food Data

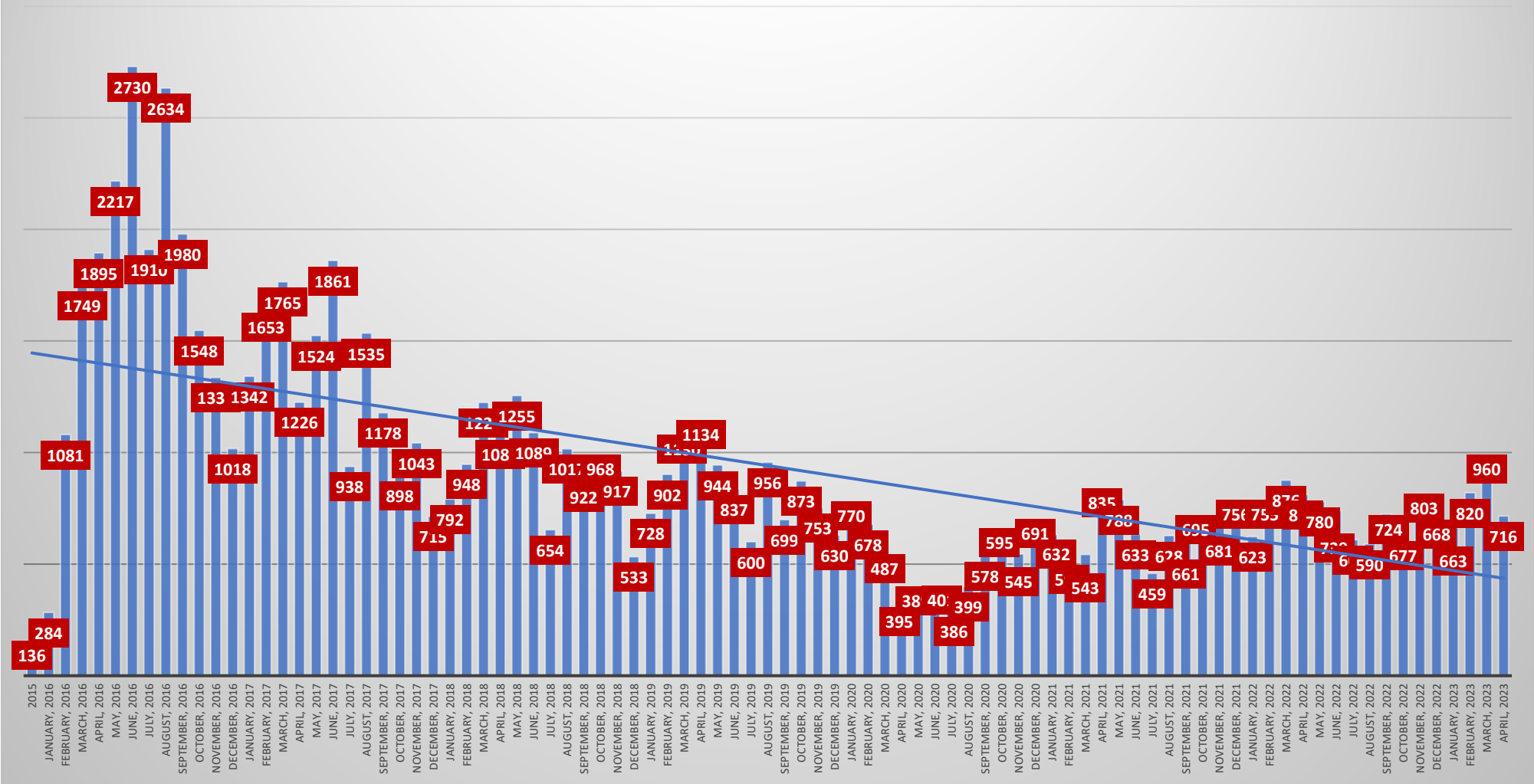
Human Food Blended		
Enrolled Into Human Food Part 1	Total	6,160
	Domestic	5,650
	International	510
Part 1 Course Completions	Total	5,640
	Domestic	5,164
	International	476
Part 2 Certificates Issued	Total	4,994
	Domestic	4,581
	International	413
Part 2 Courses Completed	Total	894
	Domestic	812
	International	82

Human Food Total PCQI Certificates By Month with Trendline



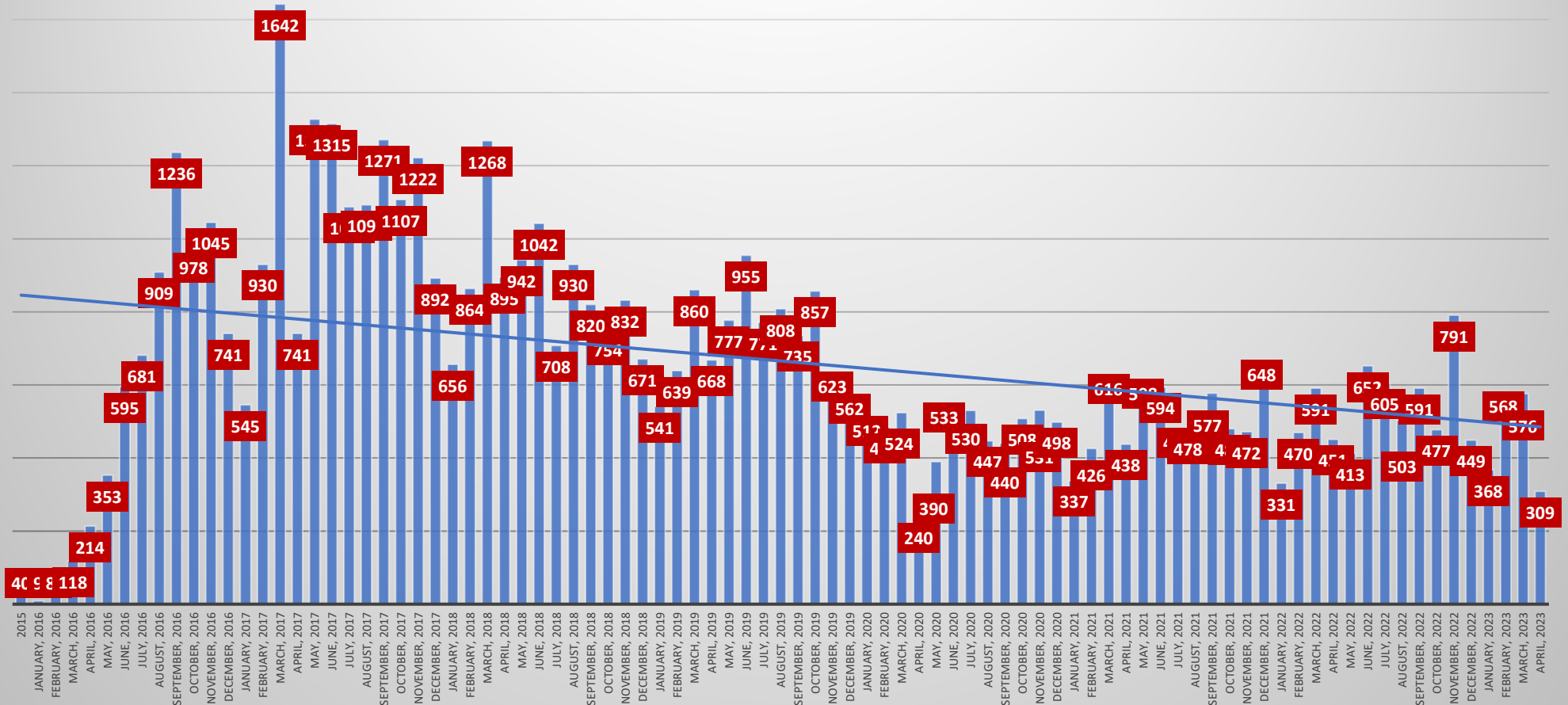
Data reported for the past 2-3 months are subject to change due to lag in submission of course rosters by instructors. Data reconciled quarterly.

Human Food Domestic PCQI Certificates By Month with Trendline



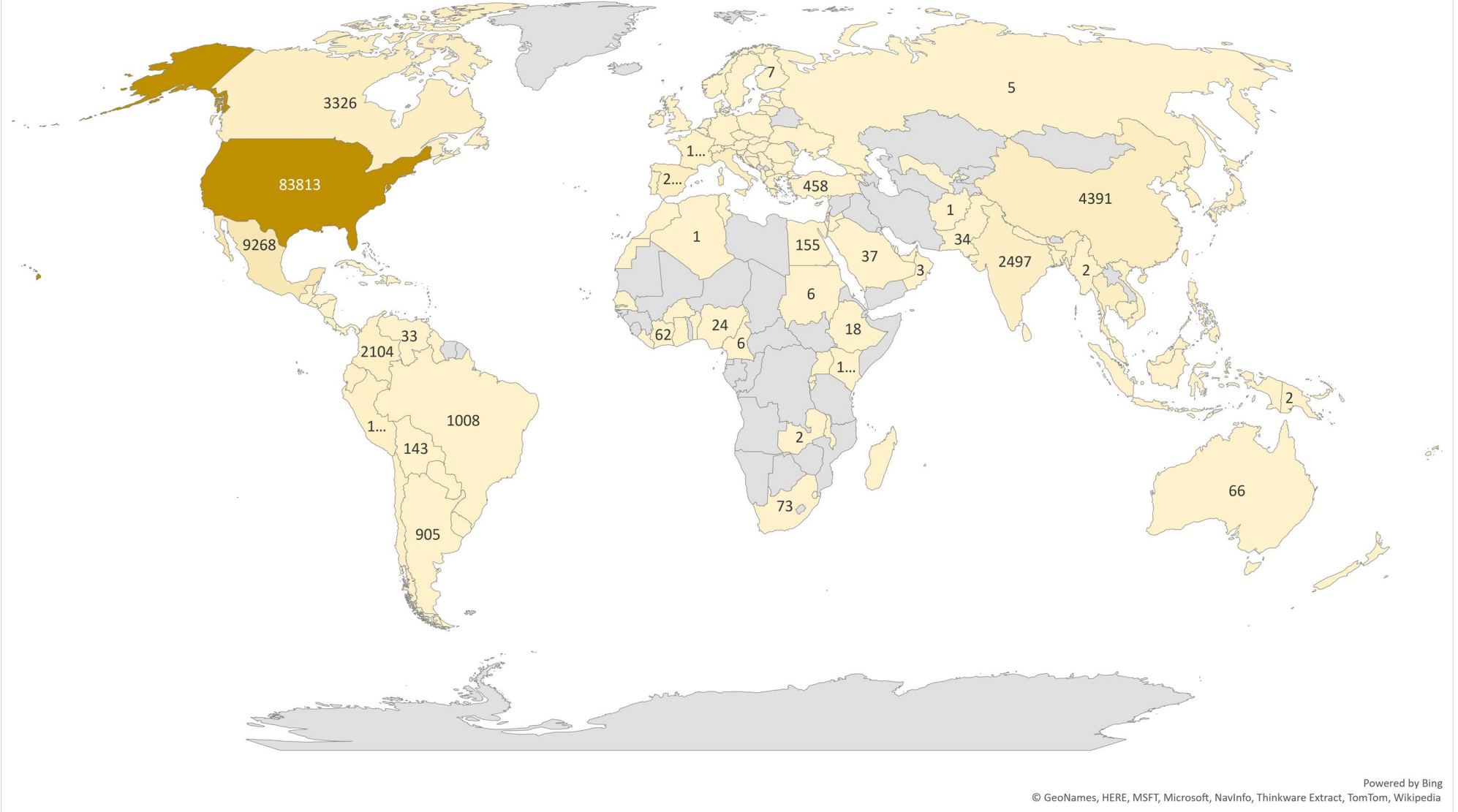
Data reported for the past 2-3 months are subject to change due to lag in submission of course rosters by instructors. Data reconciled quarterly.

Human Food International PCQI Certificates By Month with Trendline



Data reported for the past 2-3 months are subject to change due to lag in submission of course rosters by instructors. Data reconciled quarterly.

Human Food PCQI Certificates Issued By Country



Powered by Bing
© GeoNames, HERE, MSFT, Microsoft, NavInfo, Thinkware Extract, TomTom, Wikipedia

Data reported for the past 2-3 months are subject to change due to lag in submission of course rosters by instructors. Data reconciled quarterly.

Human Food Data By Country			
Country	Lead instructors	Courses Completed	Certificates Issued
Afghanistan	0	0	1
Albania	0	0	1
Andorra	0	0	1
Algeria	0	0	1
Antigua and Barbuda	0	1	3
Argentina	15	71	905
Armenia	0	0	3
Australia	3	7	66
Austria	0	2	64
Bahamas	0	0	3
Bangladesh	3	1	51
Barbados	8	12	108
Belgium	3	15	136
Belize	0	3	35
Benin	1	2	21
Bolivia	0	6	143
Bosnia and Herzegovina	0	0	9
Brazil	10	108	1,008
Bulgaria	1	4	22
Burkina Faso	0	0	3
Burundi	1	0	4
Cambodia	0	3	31
Cameroon	0	0	6
Canada	45	429	3,326
Cape Verde	0	0	4
Cayman Islands	1	0	7
Chile	21	145	1,551
China	107	296	4,391
Cocos (Keeling) Islands	0	0	1
Colombia	29	134	2,104
Congo, The Democratic Republic of the	0	0	1

Human Food Data By Country (cont.)			
Country	Lead instructors	Courses Completed	Certificates Issued
Costa Rica	12	83	890
Cote d'Ivoire	0	7	62
Croatia	1	8	32
Cuba	0	0	1
Cyprus	1	1	17
Czech Republic	0	0	6
Denmark	2	16	123
Dominican Republic	13	38	468
Ecuador	28	135	1,447
Egypt	2	15	155
El Salvador	11	31	245
Estonia	0	0	3
Eswatini	0	0	1
Ethiopia	1	1	18
Fiji	0	2	38
Finland	0	1	7
France	12	192	1,089
Gambia	1	1	27
Georgia	0	1	9
Germany	5	91	831
Ghana	10	2	24
Greece	6	40	302
Grenada	0	1	22
Guatemala	34	80	1,093
Guyana	0	4	61
Haiti	3	5	46
Honduras	8	25	460
Hong Kong	1	6	11

Human Food Data By Country (cont.)			
Country	Lead instructors	Courses Completed	Certificates Issued
Hungary	2	9	34
India	130	259	2,497
Indonesia	3	79	534
Ireland	5	41	400
Israel	2	17	507
Italy	33	490	4,057
Jamaica	12	60	553
Japan	24	235	2,549
Jordan	0	1	10
Kenya	10	8	113
Korea, Democratic People's Republic of	0	0	36
Korea, Republic of	7	89	1,254
Latvia	0	0	2
Lebanon	3	7	152
Liberia	0	0	1
Liechtenstein	0	0	2
Lithuania	1	10	82
Luxembourg	0	3	38
Madagascar	2	7	105
Malawi	0	0	7
Malaysia	7	92	827
Maldives	0	1	16
Malta	0	0	1
Mauritius	1	3	37
Mexico	94	721	9,268
Micronesia, Federated States of	0	0	1
Morocco	0	5	135
Myanmar	0	0	2

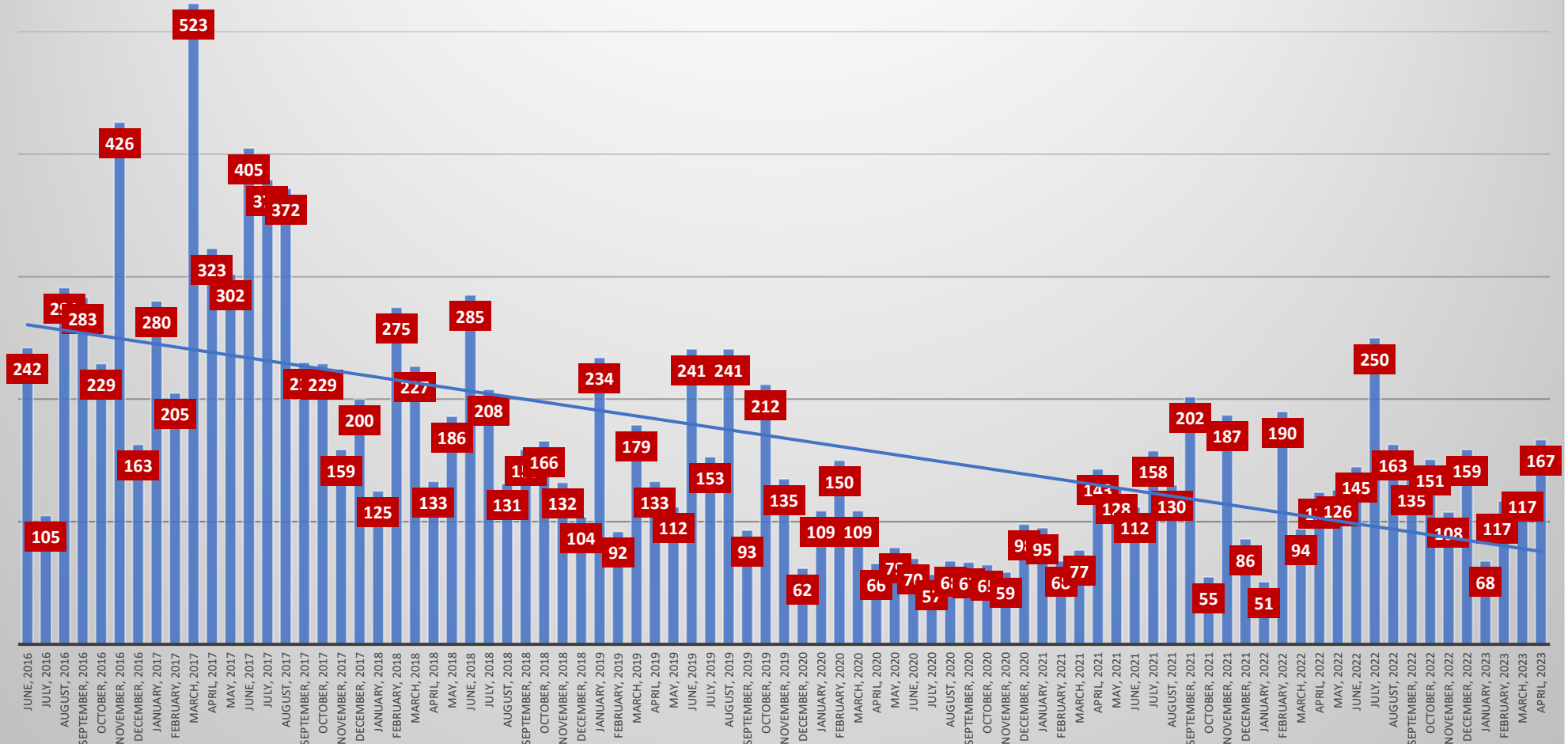
Human Food Data By Country (cont.)			
Country	Lead instructors	Courses Completed	Certificates Issued
Nepal	2	0	2
Netherlands	5	78	518
New Zealand	0	1	33
Nicaragua	0	12	186
Nigeria	1	0	24
North Macedonia	0	0	21
Norway	0	6	65
Oman	0	0	3
Pakistan	2	2	34
Panama	2	3	93
Papua New Guinea	0	0	2
Paraguay	10	18	352
Peru	45	140	1,598
Philippines	4	28	479
Poland	2	31	243
Portugal	2	22	237
Puerto Rico	0	9	28
Qatar	1	1	2
Romania	1	0	8
Russian Federation	0	0	5
Rwanda	0	0	44
Saint Lucia	1	0	2
Saudi Arabia	0	1	37
Senegal	0	0	1
Serbia	0	0	24
Singapore	2	14	166
Slovakia	0	0	5

Human Food Data By Country (cont.)			
Country	Lead instructors	Courses Completed	Certificates Issued
Slovenia	0	1	11
South Africa	1	5	73
Spain	25	350	2,827
Sri Lanka	3	18	168
Sudan	0	0	6
Sweden	0	2	32
Switzerland	1	19	187
Taiwan	10	92	1,636
Tanzania, United Republic of	1	2	10
Thailand	23	211	2,709
Trinidad and Tobago	8	28	216
Tunisia	0	1	36
Turkey	5	53	458
Turks and Caicos Islands	0	0	1
Uganda	3	0	13
Ukraine	1	0	11
United Arab Emirates	2	2	44
United Kingdom	10	57	424
United States	1,351	6,946	83,813
Uruguay	0	15	153
Uzbekistan	1	0	1
Venezuela	0	0	33
Vietnam	8	106	1,263
Zambia	1	0	2

Cumulative Animal Food Data		
Animal Food		
Certificates issued to date	Total	13,967
	Domestic	12,479
	International	1,488
Lead Instructor certificates to date	Total	340
	Domestic	268
	International	72
Total Participant Courses Registered		
Total Participant Courses Registered	Total	1,341
	Domestic	1,155
	International	186
Upcoming Registered Participant Courses	Total	63
	Domestic	63
	International	0
Participant Courses completed	Total	1,112
	Domestic	974
	International	138
Average Class Size	Total	13
	Domestic	13
	International	11
LI Courses Completed		
LI Courses Completed	Total	16
	Domestic	12
	International	4
Upcoming LI courses scheduled	Total	1
	Domestic	1
	International	0

Cumulative Animal Food Data		
Animal Food Blended		
Enrolled Into Animal Food Part 1	Total	690
	Domestic	675
	International	15
Part 1 Course Completions	Total	675
	Domestic	607
	International	68
Part 2 Certificates Issued	Total	547
	Domestic	538
	International	9
Part 2 Courses Completed	Total	157
	Domestic	154
	International	3
Current Good Manufacturing Practices (CGMPs) for Animal Food Production		
Enrolled Into CGMP	Total	108
	Domestic	104
	International	4
CGMP Course Completions	Total	90
	Domestic	89
	International	1

Animal Food Total PCQI Certificates By Month with Trendline

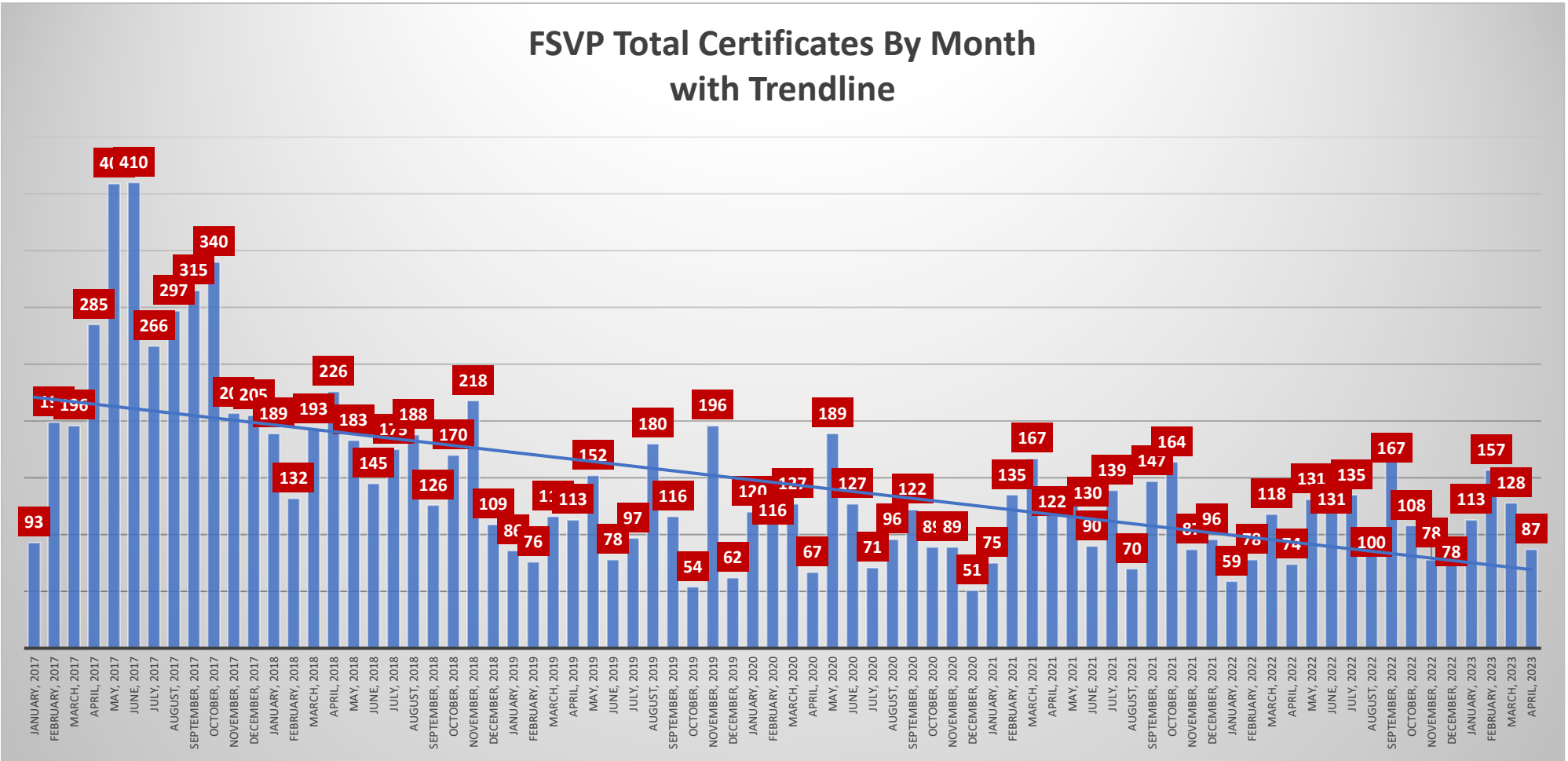


Data reported for the past 2-3 months are subject to change due to lag in submission of course rosters by instructors. Data reconciled quarterly.

Cumulative FSVP Data		
FSVP		
Certificates issued to date	Total	11,030
	Domestic	9,344
	International	1,686
Lead Instructor certificates to date	Total	363
	Domestic	306
	International	57
Total Participant Courses Registered		
Total Participant Courses Registered	Total	1,896
	Domestic	1,524
	International	372
Upcoming Registered Participant Courses	Total	84
	Domestic	70
	International	14
Participant Courses completed	Total	1,342
	Domestic	1,135
	International	207
Average Class Size	Total	8
	Domestic	8
	International	8
LI Courses Completed		
LI Courses Completed	Total	17
	Domestic	17
	International	0
Upcoming LI courses scheduled	Total	0
	Domestic	0
	International	0

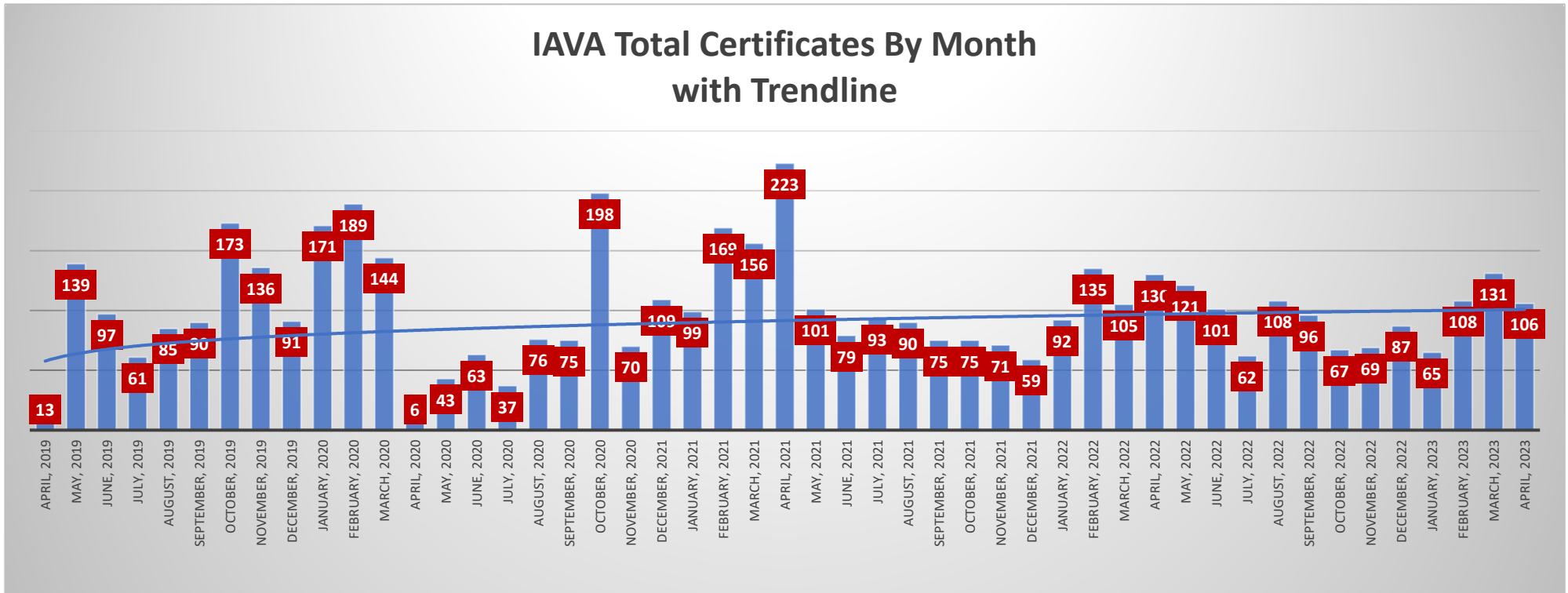
Cumulative FSVP Data		
FSVP Blended		
Enrolled Into FSVP Part 1	Total	579
	Domestic	541
	International	38
Part 1 Course Completions	Total	496
	Domestic	463
	International	33
Part 2 Certificates Issued	Total	395
	Domestic	378
	International	17
Part 2 Courses Completed	Total	101
	Domestic	101
	International	0

FSVP Total Certificates By Month with Trendline



Data reported for the past 2-3 months are subject to change due to lag in submission of course rosters by instructors. Data reconciled quarterly.

Cumulative IAVA Data		
IAVA		
Certificates issued to date	Total	4,939
	Domestic	2,467
	International	2,472
Lead Instructor certificates to date	Total	74
	Domestic	54
	International	20
Total Participant Courses Registered	Total	758
	Domestic	436
	International	322
Upcoming Registered Participant Courses	Total	43
	Domestic	37
	International	6
Participant Courses completed	Total	592
	Domestic	319
	International	273
Average Class Size	Total	8
	Domestic	8
	International	9
LI Courses Completed	Total	6
	Domestic	6
	International	0
Upcoming LI courses scheduled	Total	0
	Domestic	0
	International	0



Data reported for the past 2-3 months are subject to change due to lag in submission of course rosters by instructors. Data reconciled quarterly.

Intentional Adulteration		
Food Defense Awareness for the IA Rule	Number of times accessed	237,592
	Total Time Spent (minutes)	1,264,761
Overview of the Intentional Adulteration Rule (IA Rule)	Number of times accessed	73,002
	Total Time Spent (minutes)	467,253
Food Defense Awareness for the IA Rule: Spanish	Number of times accessed	24,378
	Total Time Spent (minutes)	97,932

IA Key Activity Types Course (Start Date: 11/28/2018)	Enrolled	3,268
	Not Started	56
	In Progress	30
	Completed	3,178
	Total Time Spent (minutes)	189d 23h 30m 35s
IA Mitigation Strategies (Start Date: 11/28/2018)	Enrolled	3,119
	Not Started	129
	In Progress	46
	Completed	2,942
	Total Time Spent (minutes)	357d 11h 10m 19s
IA Food Defense Plan Preparation and Reanalysis Course (Start Date: 12/11/2019)	Enrolled	1,507
	Not Started	77
	In Progress	36
	Completed	1,392
	Total Time Spent (minutes)	152d 19h 46m 3s