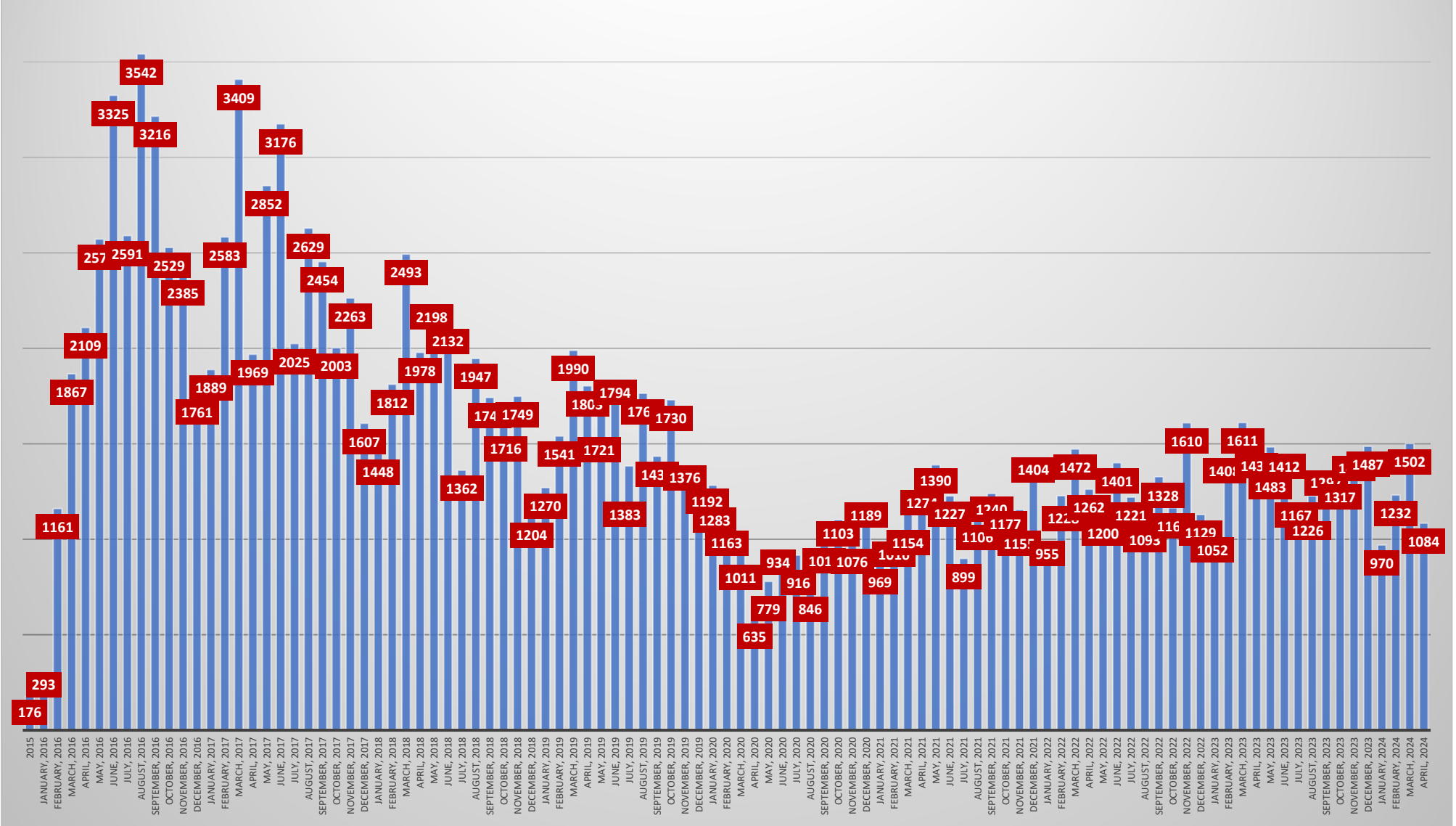


Cumulative Human Food Data		
Human Food		
Total Certificates Issued to Date	Total	159,343
	Domestic	92,545
	International	66,798
Certificates Issued Asynchronously Asynchronous certificate totals included with total certificates issued	Total	4,219
Part 2 Certificates Issued Part 2 certificate totals included with total certificates issued	Total	5,902
	Domestic	5,390
	International	512
Human Food v2.0 Certificates Issued (Pilot) HF v2.0 certificate totals included with total certificates issued	Total	18
	Domestic	18
	International	0
Participant Courses Completed		
Participant Courses Completed	Total	13,798
	Domestic	7,487
	International	6,311
Human Food v2.0 Pilot HF v2.0 course totals included with participant courses completed	Total	1
	Domestic	1
	International	0
v2.0 LI Courses Completed		
Part 1 Course Completions	Total	6,544
	Domestic	5,975
	International	569
Part 2 Courses Completed	Total	1,060
	Domestic	962
	International	98

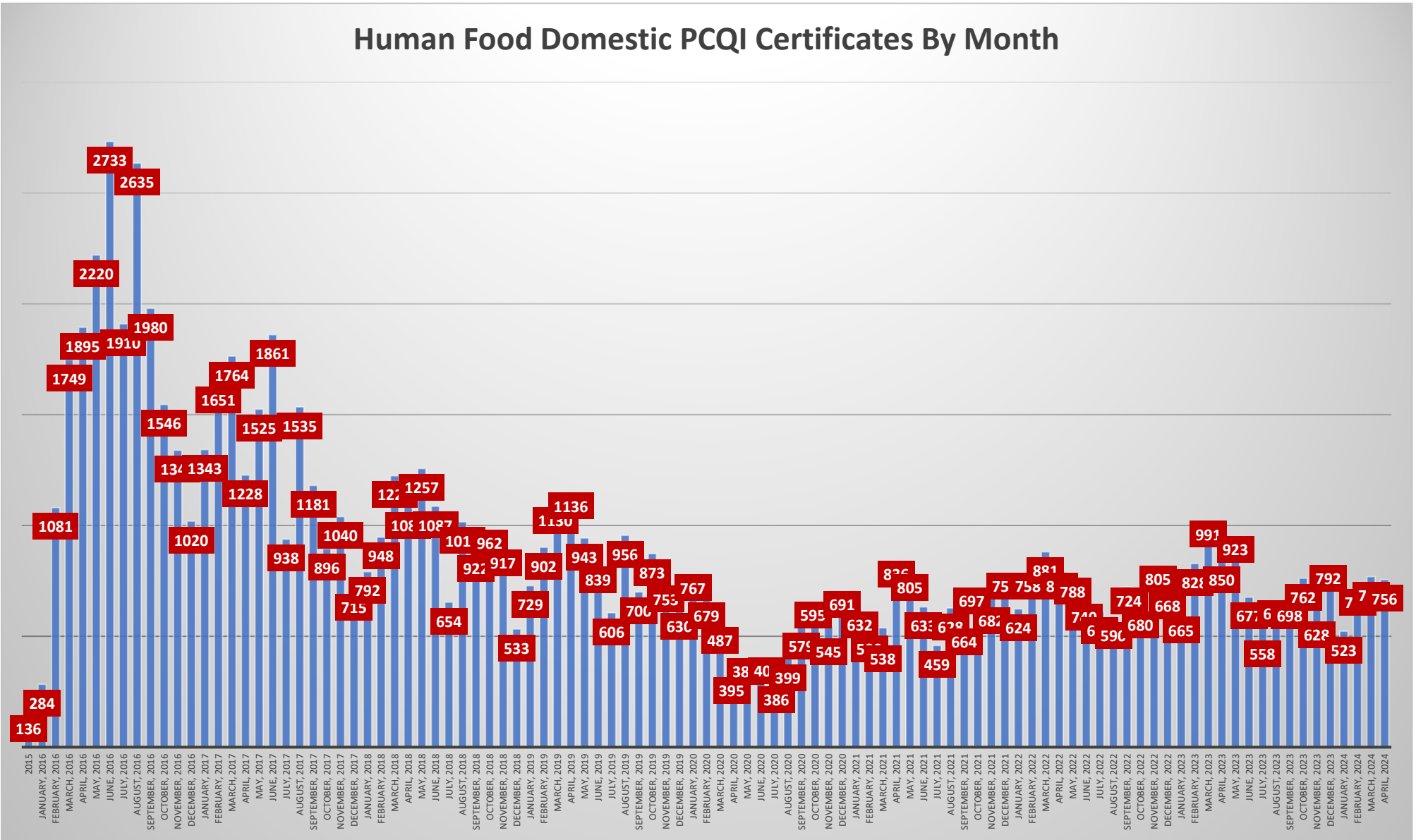
Lead Instructor		
Lead Instructor Certificates to Date	Total	2,293
	Domestic	1,365
	International	928
v2.0 Lead Instructor Certificates to Date HF v2.0 certificate total are included with lead instructor certificates issued to date	Total	0
	Domestic	0
	International	0
v2.0 Refresher Certificates to Date HF v2.0 certificate total are included with total certificates issued	Total	0
	Domestic	0
	International	0
LI Courses Completed	Total	109
	Domestic	71
	International	38
LI v2.0 Refresher Courses Completed	Total	0
	Domestic	0
	International	0
LI v2.0 Courses Completed HF v2.0 certificate total are included with total certificates issued	Total	0
	Domestic	0
	International	0

Human Food Total PCQI Certificates By Month



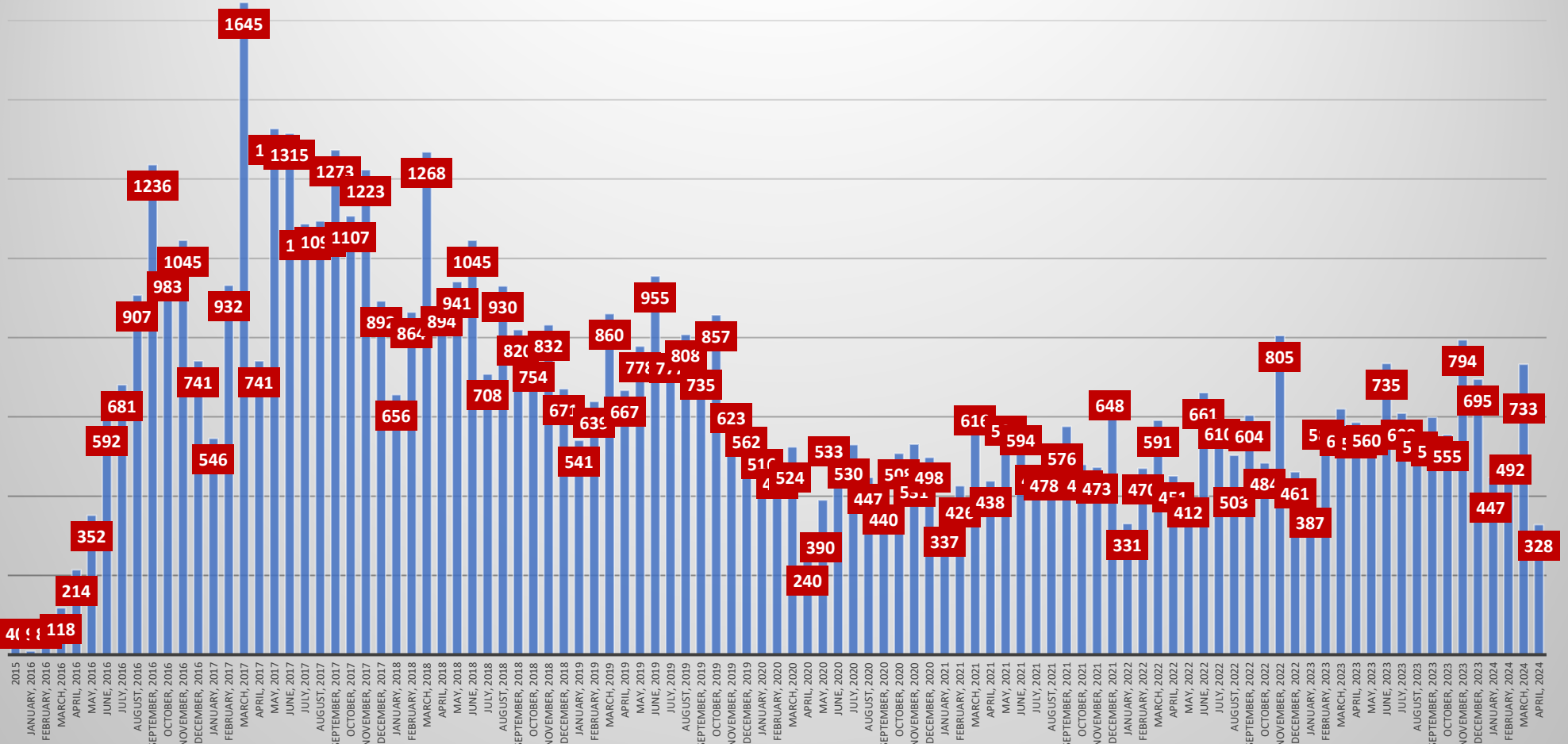
Data reported for the past 2-3 months are subject to change due to lag in submission of course rosters by instructors. Data reconciled quarterly.

Human Food Domestic PCQI Certificates By Month



Data reported for the past 2-3 months are subject to change due to lag in submission of course rosters by instructors. Data reconciled quarterly.

Human Food International PCQI Certificates By Month



Data reported for the past 2-3 months are subject to change due to lag in submission of course rosters by instructors. Data reconciled quarterly.

Human Food Data By Country			
Country	Lead instructors	Courses Completed	Certificates Issued
Afghanistan	0	0	2
Albania	0	0	2
Algeria	0	0	4
Andorra	0	0	1
Antigua and Barbuda	0	1	3
Argentina	14	71	986
Armenia	0	0	3
Australia	3	7	74
Austria	0	2	77
Azerbaijan	0	0	2
Bahamas	0	0	3
Bangladesh	3	1	51
Barbados	9	12	120
Belgium	4	15	157
Belize	0	3	37
Benin	1	2	32
Bolivia	0	6	147
Bosnia and Herzegovina	0	0	27
Botswana	0	0	2
Brazil	10	110	1,156
Bulgaria	1	4	23
Burkina Faso	0	0	3
Burundi	1	0	4
Cambodia	0	3	34
Cameroon	0	0	8
Canada	45	430	3,805
Cape Verde	0	0	4
Cayman Islands	1	0	8
Chile	21	146	1,678
China	107	300	5,008
Cocos (Keeling) Islands	0	0	1
Colombia	28	136	2,393
Congo, The Democratic Republic of the	0	0	1

Human Food Data By Country (cont.)			
Country	Lead instructors	Courses Completed	Certificates Issued
Costa Rica	13	83	959
Cote d'Ivoire	0	7	62
Croatia	1	8	40
Cuba	0	0	24
Cyprus	1	1	20
Czech Republic	0	0	6
Denmark	2	16	156
Dominican Republic	13	40	579
Ecuador	28	136	1,548
Egypt	6	15	179
El Salvador	11	32	287
Estonia	0	0	3
Eswatini	0	0	1
Ethiopia	1	1	18
Fiji	0	2	39
Finland	0	1	11
France	12	192	1,248
Gambia	1	1	29
Georgia	0	1	9
Germany	5	91	958
Ghana	10	2	32
Greece	6	40	343
Grenada	0	1	22
Guadeloupe	0	0	1
Guatemala	33	81	1,254
Guyana	0	4	62
Haiti	3	5	47
Honduras	9	25	501
Hong Kong	1	6	11

Human Food Data By Country (cont.)

Country	Lead instructors	Courses Completed	Certificates Issued
Hungary	2	9	42
India	131	262	2,824
Indonesia	3	79	597
Ireland	5	41	460
Israel	2	17	527
Italy	33	493	4,449
Jamaica	12	60	597
Japan	25	236	2,901
Jordan	0	1	11
Kenya	10	8	138
Korea, Democratic People's Republic of	0	0	35
Korea, Republic of	7	89	1,418
Latvia	0	0	2
Lebanon	3	7	160
Liberia	0	0	1
Liechtenstein	0	0	2
Lithuania	1	10	82
Luxembourg	0	3	38
Madagascar	2	7	118
Malawi	0	0	8
Malaysia	7	93	966
Maldives	0	1	17
Malta	0	0	1
Mauritius	1	3	51
Mexico	94	732	10,520
Micronesia, Federated States of	0	0	1
Monaco	0	0	2
Morocco	0	5	137
Mozambique	0	0	3
Myanmar	0	0	4

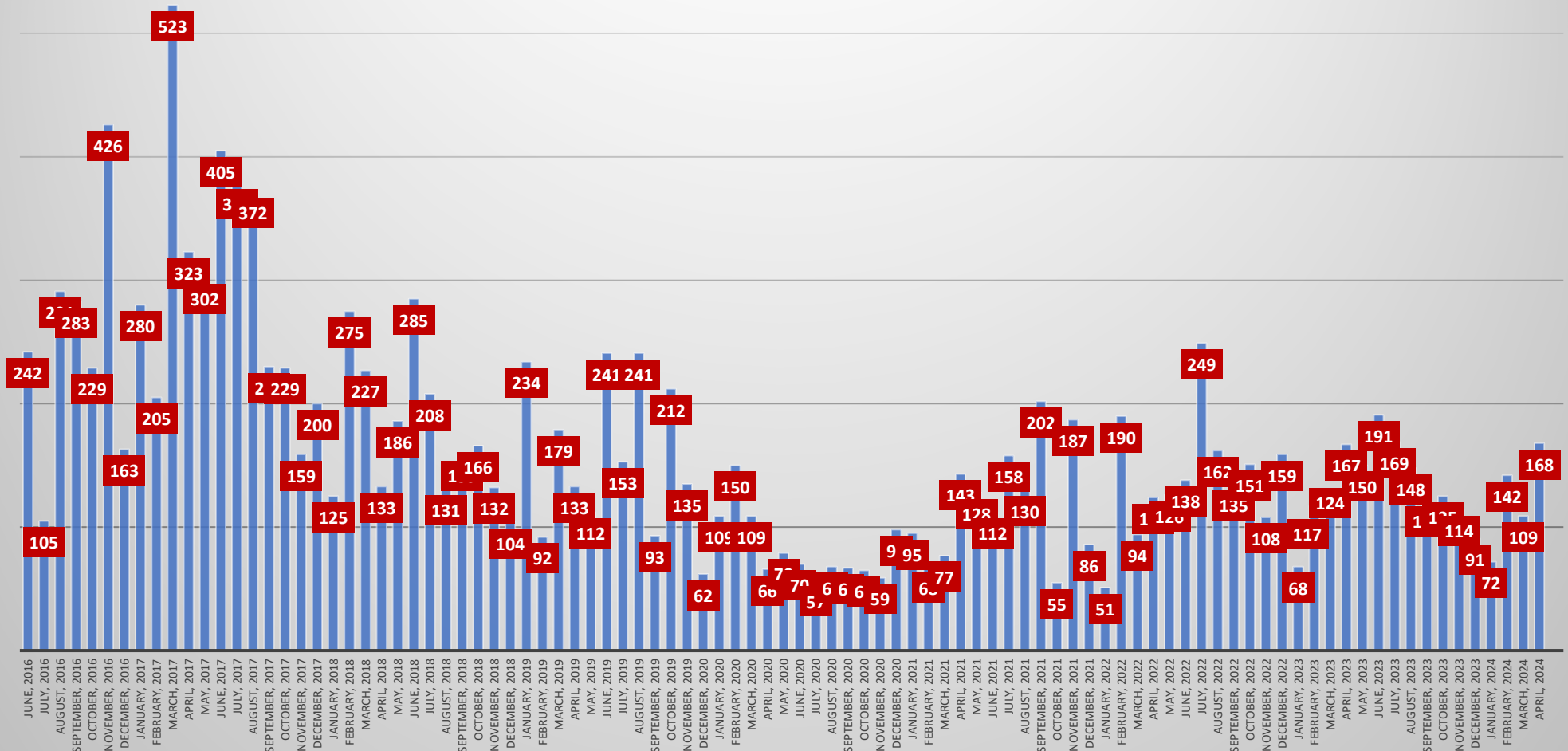
Human Food Data By Country (cont.)			
Country	Lead instructors	Courses Completed	Certificates Issued
Nepal	2	0	2
Netherlands	5	78	628
New Zealand	0	1	43
Nicaragua	0	12	235
Nigeria	1	0	37
North Macedonia	0	0	21
Norway	0	6	69
Oman	0	0	6
Pakistan	2	2	70
Panama	2	3	106
Papua New Guinea	0	0	2
Paraguay	10	18	361
Peru	46	142	1,717
Philippines	4	27	514
Poland	2	31	294
Portugal	2	22	264
Qatar	1	1	4
Romania	1	0	9
Russian Federation	0	0	5
Rwanda	0	0	46
Saint Lucia	1	0	2
Saudi Arabia	0	1	50
Senegal	0	0	1
Serbia	0	0	27
Singapore	2	15	220
Slovakia	0	0	7
Slovenia	0	1	13

Human Food Data By Country (cont.)

Country	Lead instructors	Courses Completed	Certificates Issued
South Africa	1	5	91
Spain	26	354	3,163
Sri Lanka	3	18	190
Sudan	0	0	6
Sweden	0	2	33
Switzerland	1	19	222
Taiwan	10	92	1,780
Tanzania, United Republic of	1	2	10
Thailand	23	211	3,073
Tonga	0	0	5
Trinidad and Tobago	9	29	261
Tunisia	0	1	40
Turkey	5	54	626
Turks and Caicos Islands	0	0	1
Uganda	3	0	17
Ukraine	1	0	11
United Arab Emirates	2	2	56
United Kingdom	10	58	465
United States	1,365	6,719	92,545
Uruguay	0	15	155
Uzbekistan	1	0	1
Venezuela	0	0	38
Vietnam	8	108	1,379
Zambia	1	0	5

Cumulative Animal Food Data		
Animal Food		
Total Certificates Issued to Date	Total	15,566
	Domestic	13,890
	International	1,676
Certificates Issued Asynchronously <small>Asynchronous certificate totals are included with total certificates issued</small>	Total	89
Part 2 Certificates Issued <small>Part 2 certificate totals are included with total certificates issued</small>	Total	677
	Domestic	660
	International	17
Participant Courses Completed		
Participant Courses Completed	Total	1,282
	Domestic	1,128
	International	154
Animal Food Blended		
Part 1 Course Completions	Total	759
	Domestic	739
	International	20
Part 2 Courses Completed	Total	148
	Domestic	147
	International	1
Lead Instructor		
Lead Instructor Certificates to Date	Total	349
	Domestic	277
	International	72
LI Courses Completed		
LI Courses Completed	Total	17
	Domestic	13
	International	4

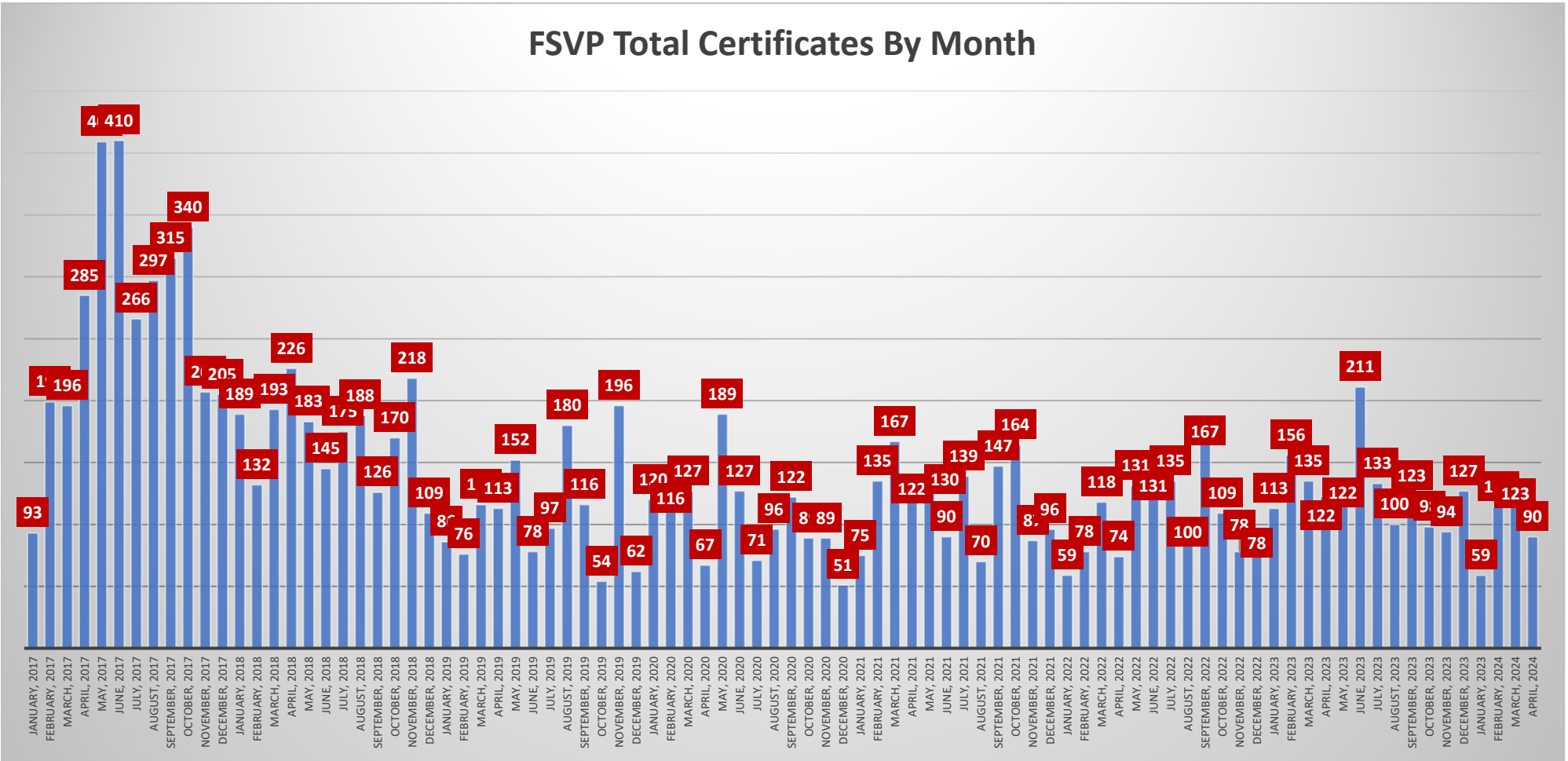
Animal Food Total PCQI Certificates By Month



Data reported for the past 2-3 months are subject to change due to lag in submission of course rosters by instructors. Data reconciled quarterly.

Cumulative FSVP Data		
FSVP		
Total Certificates Issued to Date	Total	12,466
	Domestic	10,480
	International	1,986
Certificates Issued Asynchronously <small>Asynchronous certificate totals included with total certificates issued</small>	Total	475
Part 2 Certificates Issued <small>Part 2 certificate totals included with total certificates issued</small>	Total	495
	Domestic	466
	International	29
Participant Courses Completed		
Participant Courses Completed	Total	1,487
	Domestic	1,254
	International	233
FSVP Blended		
Part 1 Course Completions	Total	604
	Domestic	557
	International	47
Part 2 Courses Completed	Total	136
	Domestic	136
	International	0
Lead Instructor		
Lead Instructor Certificates to Date	Total	379
	Domestic	318
	International	61
LI Courses Completed		
LI Courses Completed	Total	18
	Domestic	18
	International	0

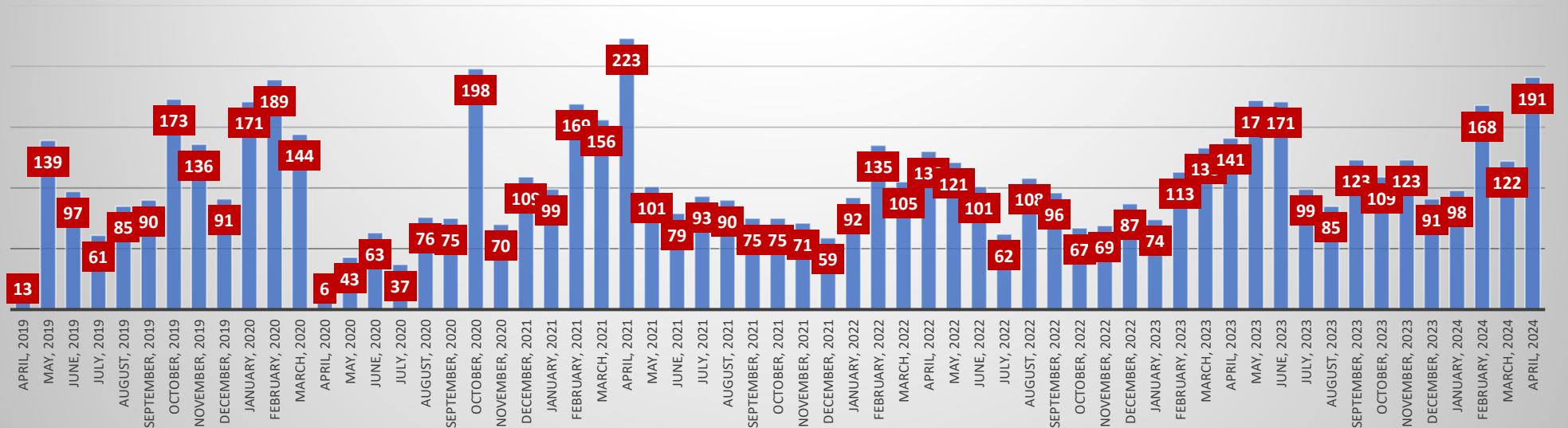
FSVP Total Certificates By Month



Data reported for the past 2-3 months are subject to change due to lag in submission of course rosters by instructors. Data reconciled quarterly.

Cumulative IAVA Data		
IAVA		
Total Certificates Issued to Date	Total	6,542
	Domestic	2,975
	International	3,567
Participant Courses Completed		
Participant Courses Completed	Total	806
	Domestic	404
	International	402
Lead Instructor		
Lead Instructor Certificates to Date	Total	86
	Domestic	58
	International	28
LI Courses Completed		
LI Courses Completed	Total	7
	Domestic	7
	International	0

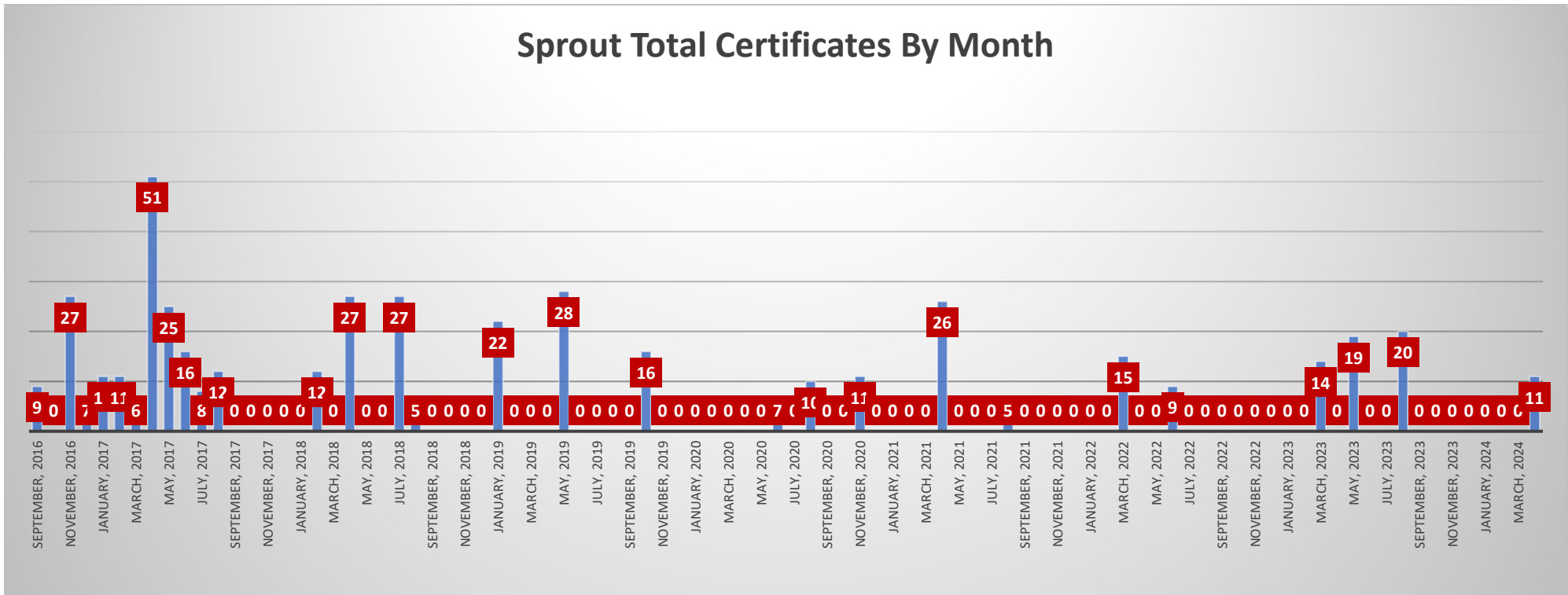
IAVA Total Certificates By Month



Data reported for the past 2-3 months are subject to change due to lag in submission of course rosters by instructors. Data reconciled quarterly.

Cumulative Sprout Data		
Sprout		
Total Certificates Issued to Date	Total	467
	Domestic	437
	International	30
Part 2 Certificates Issued <small>Part 2 certificate totals included with total certificates issued</small>	Total	236
	Domestic	233
	International	3
Participant Courses Completed		
Participant Courses Completed	Total	41
	Domestic	37
	International	4
Sprout Blended		
Part 1 Course Completions	Total	304
	Domestic	301
	International	3
Part 2 Course Completions	Total	19
	Domestic	19
	International	0
Lead Instructor Certificates to Date		
Lead Instructor Certificates to Date	Total	40
	Domestic	37
	International	3
LI Courses Completed		
LI Courses Completed	Total	9
	Domestic	9
	International	0

Sprout Total Certificates By Month



Data reported for the past 2-3 months are subject to change due to lag in submission of course rosters by instructors. Data reconciled quarterly.

Intentional Adulteration		
Food Defense Awareness for the IA Rule	Number of times accessed	282,835
Food Defense Awareness for the IA Rule: Spanish	Number of times accessed	38,391
Overview of the Intentional Adulteration Rule (IA Rule)	Number of times accessed	87,654
FSPCA IA Conducting Vulnerability Assessments using Key Activity Types		
FSPCA IA Conducting Vulnerability Assessments using Key Activity Types	Completed	3,585
FSPCA IA Identification and Explanation of Mitigation Strategies	Completed	3,306
FSPCA IA Food Defense Plan Preparation and Reanalysis	Completed	1,704
Current Good Manufacturing Practices (CGMPs) for Animal Food Production		
	Total	104
	Domestic	101
	International	3