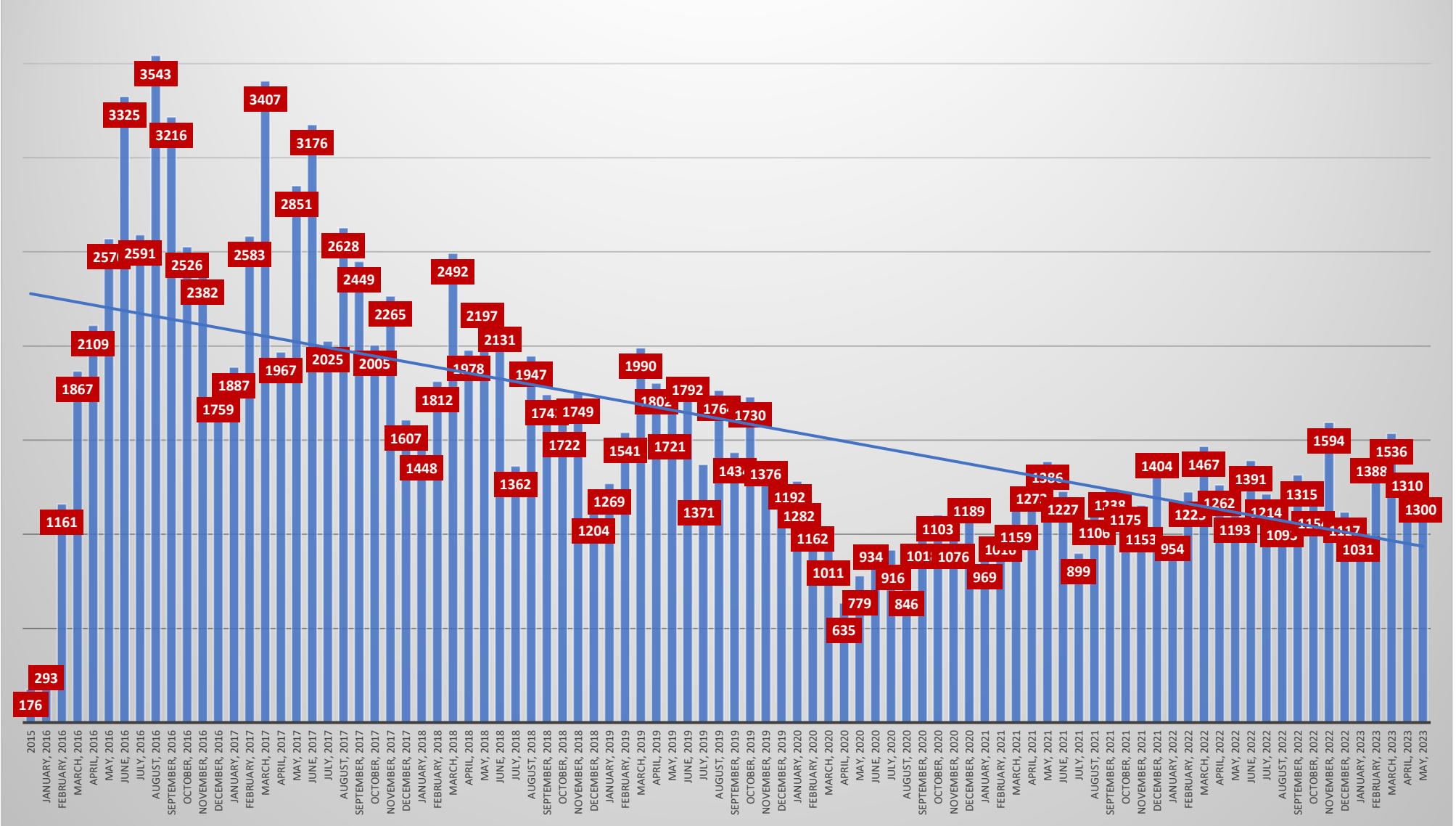


Cumulative Human Food Data		
Human Food		
Certificates issued to date	Total	144,713
	Domestic	84,789
	International	59,924
Lead Instructor certificates to date	Total	2,269
	Domestic	1,349
	International	920
Total Participant Courses Registered		
Total Participant Courses Registered	Total	14,695
	Domestic	8,041
	International	6,654
Upcoming Registered Participant Courses	Total	385
	Domestic	287
	International	98
Participant Courses completed	Total	12,648
	Domestic	7,054
	International	5,594
Average Class Size	Total	11
	Domestic	12
	International	11
LI Courses Completed		
LI Courses Completed	Total	106
	Domestic	69
	International	37
Upcoming LI Courses Scheduled	Total	2
	Domestic	2
	International	0

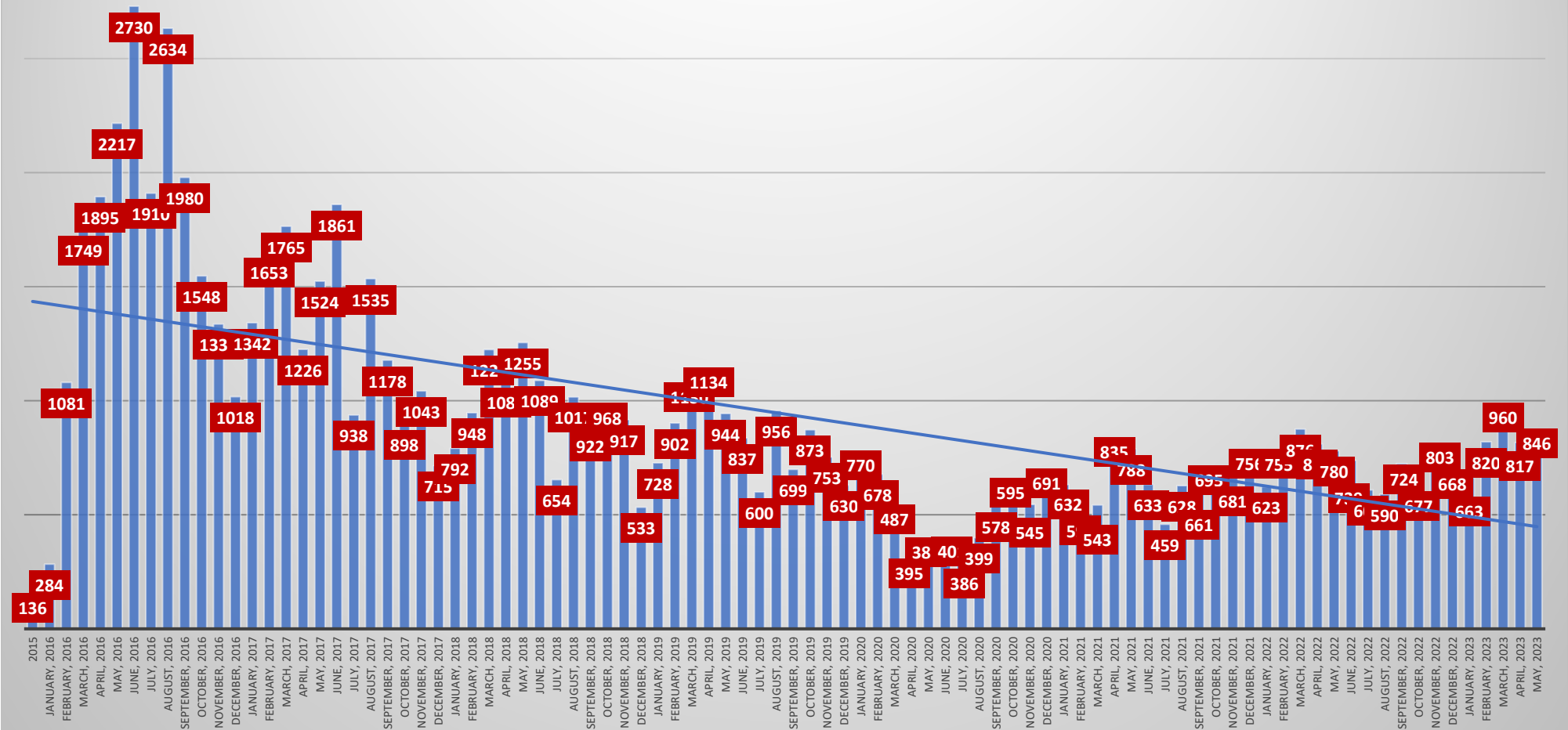
Cumulative Human Food Data		
Human Food Blended		
Enrolled Into Human Food Part 1	Total	6,243
	Domestic	5,718
	International	525
Part 1 Course Completions	Total	5,755
	Domestic	5,260
	International	495
Part 2 Certificates Issued	Total	5,143
	Domestic	4,723
	International	420
Part 2 Courses Completed	Total	915
	Domestic	833
	International	82

**Human Food Total PCQI Certificates By Month
with Trendline**



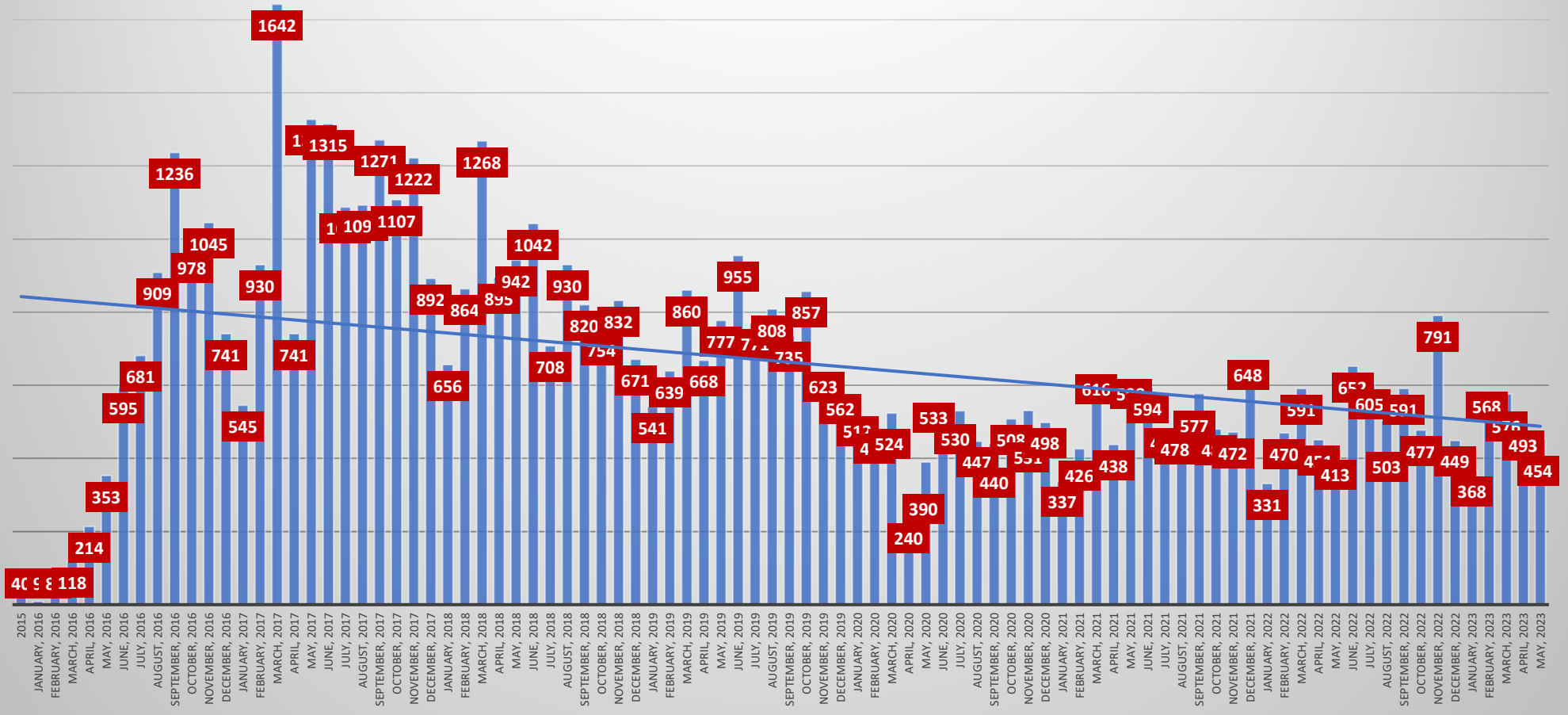
Data reported for the past 2-3 months are subject to change due to lag in submission of course rosters by instructors. Data reconciled quarterly.

Human Food Domestic PCQI Certificates By Month with Trendline



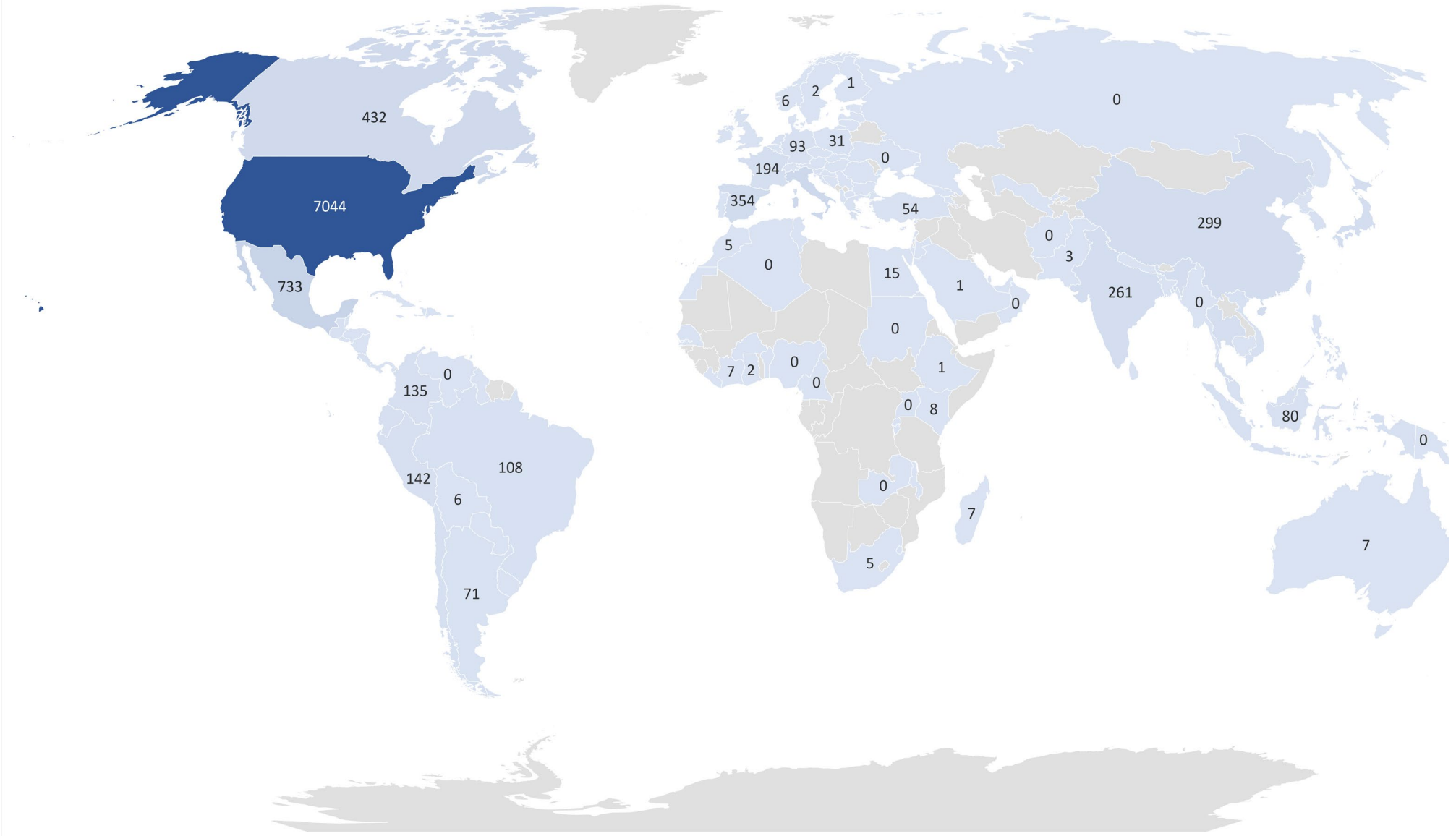
Data reported for the past 2-3 months are subject to change due to lag in submission of course rosters by instructors. Data reconciled quarterly.

Human Food International PCQI Certificates By Month with Trendline



Data reported for the past 2-3 months are subject to change due to lag in submission of course rosters by instructors. Data reconciled quarterly.

Human Food Completed Courses By Country



© GeoNames, HERE, MSFT, Microsoft, NavInfo, Thinkwa

Data reported for the past 2-3 months are subject to change due to lag in submission of course rosters by instructors. Data reconciled quarterly.

Human Food Data By Country			
Country	Lead instructors	Courses Completed	Certificates Issued
Afghanistan	0	0	1
Albania	0	0	1
Andorra	0	0	1
Algeria	0	0	1
Antigua and Barbuda	0	1	3
Argentina	15	71	906
Armenia	0	0	3
Australia	3	7	66
Austria	0	2	64
Bahamas	0	0	3
Bangladesh	3	1	51
Barbados	8	12	108
Belgium	3	15	136
Belize	0	3	35
Benin	1	2	21
Bolivia	0	6	143
Bosnia and Herzegovina	0	0	9
Brazil	10	108	1,011
Bulgaria	1	4	22
Burkina Faso	0	0	3
Burundi	1	0	4
Cambodia	0	3	31
Cameroon	0	0	6
Canada	45	432	3,365
Cape Verde	0	0	4
Cayman Islands	1	0	7
Chile	21	146	1,561
China	107	299	4,452
Cocos (Keeling) Islands	0	0	1
Colombia	29	135	2,119
Congo, The Democratic Republic of the	0	0	1

Human Food Data By Country (cont.)			
Country	Lead instructors	Courses Completed	Certificates Issued
Costa Rica	12	84	892
Cote d'Ivoire	0	7	62
Croatia	1	8	32
Cuba	0	0	1
Cyprus	1	1	17
Czech Republic	0	0	6
Denmark	2	17	136
Dominican Republic	13	38	468
Ecuador	28	136	1,466
Egypt	2	15	155
El Salvador	11	31	247
Estonia	0	0	3
Eswatini	0	0	1
Ethiopia	1	1	18
Fiji	0	2	39
Finland	0	1	7
France	12	194	1,100
Gambia	1	1	27
Georgia	0	1	9
Germany	5	93	853
Ghana	10	2	24
Greece	6	40	302
Grenada	0	1	22
Guatemala	34	80	1,110
Guyana	0	4	61
Haiti	3	5	46
Honduras	8	25	460
Hong Kong	1	7	11

Human Food Data By Country (cont.)			
Country	Lead instructors	Courses Completed	Certificates Issued
Hungary	2	9	34
India	130	261	2,524
Indonesia	3	80	535
Ireland	5	42	405
Israel	2	17	507
Italy	33	493	4,073
Jamaica	12	60	554
Japan	24	238	2,580
Jordan	0	1	10
Kenya	10	8	113
Korea, Democratic People's Republic of	0	0	36
Korea, Republic of	7	90	1,263
Latvia	0	0	2
Lebanon	3	7	152
Liberia	0	0	1
Liechtenstein	0	0	2
Lithuania	1	10	82
Luxembourg	0	3	38
Madagascar	2	7	105
Malawi	0	0	8
Malaysia	7	92	827
Maldives	0	1	16
Malta	0	0	1
Mauritius	1	3	39
Mexico	94	733	9,366
Micronesia, Federated States of	0	0	1
Morocco	0	5	136
Myanmar	0	0	3

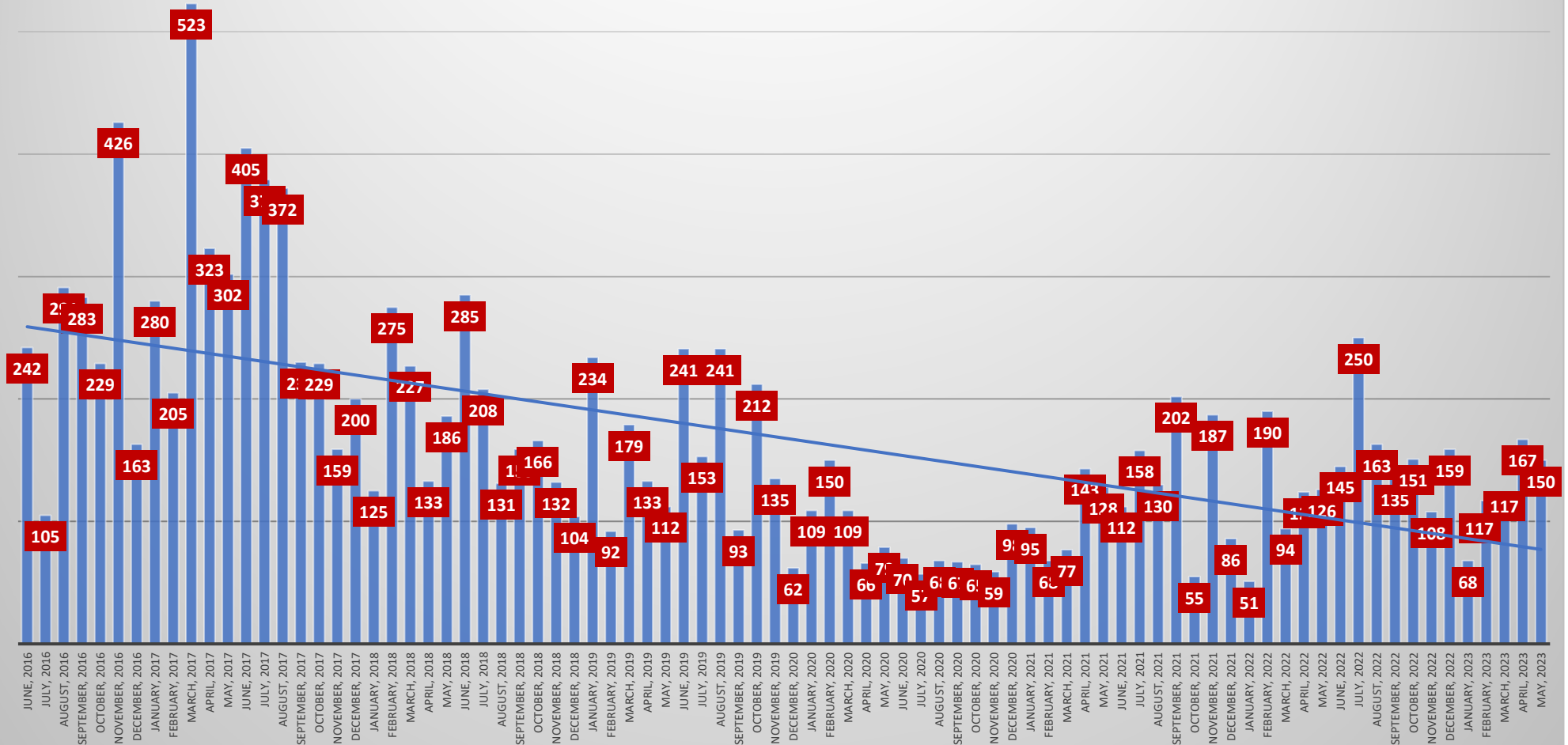
Human Food Data By Country (cont.)			
Country	Lead instructors	Courses Completed	Certificates Issued
Nepal	2	0	2
Netherlands	5	78	519
New Zealand	0	1	33
Nicaragua	0	12	188
Nigeria	1	0	24
North Macedonia	0	0	21
Norway	0	6	65
Oman	0	0	3
Pakistan	2	3	37
Panama	2	3	93
Papua New Guinea	0	0	2
Paraguay	10	18	354
Peru	45	142	1,614
Philippines	4	28	479
Poland	2	31	248
Portugal	2	22	238
Puerto Rico	1	9	32
Qatar	1	1	2
Romania	1	0	8
Russian Federation	0	0	5
Rwanda	0	0	44
Saint Lucia	1	0	2
Saudi Arabia	0	1	38
Senegal	0	0	1
Serbia	0	0	24
Singapore	2	15	177
Slovakia	0	0	5

Human Food Data By Country (cont.)			
Country	Lead instructors	Courses Completed	Certificates Issued
Slovenia	0	1	11
South Africa	1	5	73
Spain	25	354	2,878
Sri Lanka	3	18	168
Sudan	0	0	6
Sweden	0	2	32
Switzerland	1	19	188
Taiwan	10	93	1,657
Tanzania, United Republic of	1	2	10
Thailand	23	215	2,785
Trinidad and Tobago	9	28	217
Tunisia	0	1	36
Turkey	5	54	483
Turks and Caicos Islands	0	0	1
Uganda	3	0	13
Ukraine	1	0	11
United Arab Emirates	2	2	54
United Kingdom	10	57	437
United States	1,349	7,044	84,789
Uruguay	0	15	153
Uzbekistan	1	0	1
Venezuela	0	0	36
Vietnam	8	109	1,287
Zambia	1	0	2

Cumulative Animal Food Data		
Animal Food		
Certificates issued to date	Total	14,117
	Domestic	12,619
	International	1,498
Lead Instructor certificates to date	Total	340
	Domestic	268
	International	72
Total Participant Courses Registered		
Total Participant Courses Registered	Total	1,357
	Domestic	1,170
	International	187
Upcoming Registered Participant Courses	Total	66
	Domestic	66
	International	0
Participant Courses completed	Total	1,129
	Domestic	989
	International	140
Average Class Size	Total	13
	Domestic	13
	International	11
LI Courses Completed		
LI Courses Completed	Total	16
	Domestic	12
	International	4
Upcoming LI courses scheduled	Total	1
	Domestic	1
	International	0

Cumulative Animal Food Data		
Animal Food Blended		
Enrolled Into Animal Food Part 1	Total	707
	Domestic	690
	International	17
Part 1 Course Completions	Total	629
	Domestic	615
	International	14
Part 2 Certificates Issued	Total	552
	Domestic	542
	International	10
Part 2 Courses Completed	Total	160
	Domestic	157
	International	3
Current Good Manufacturing Practices (CGMPs) for Animal Food Production		
Enrolled Into CGMP	Total	111
	Domestic	107
	International	4
CGMP Course Completions	Total	92
	Domestic	91
	International	1

Animal Food Total PCQI Certificates By Month with Trendline

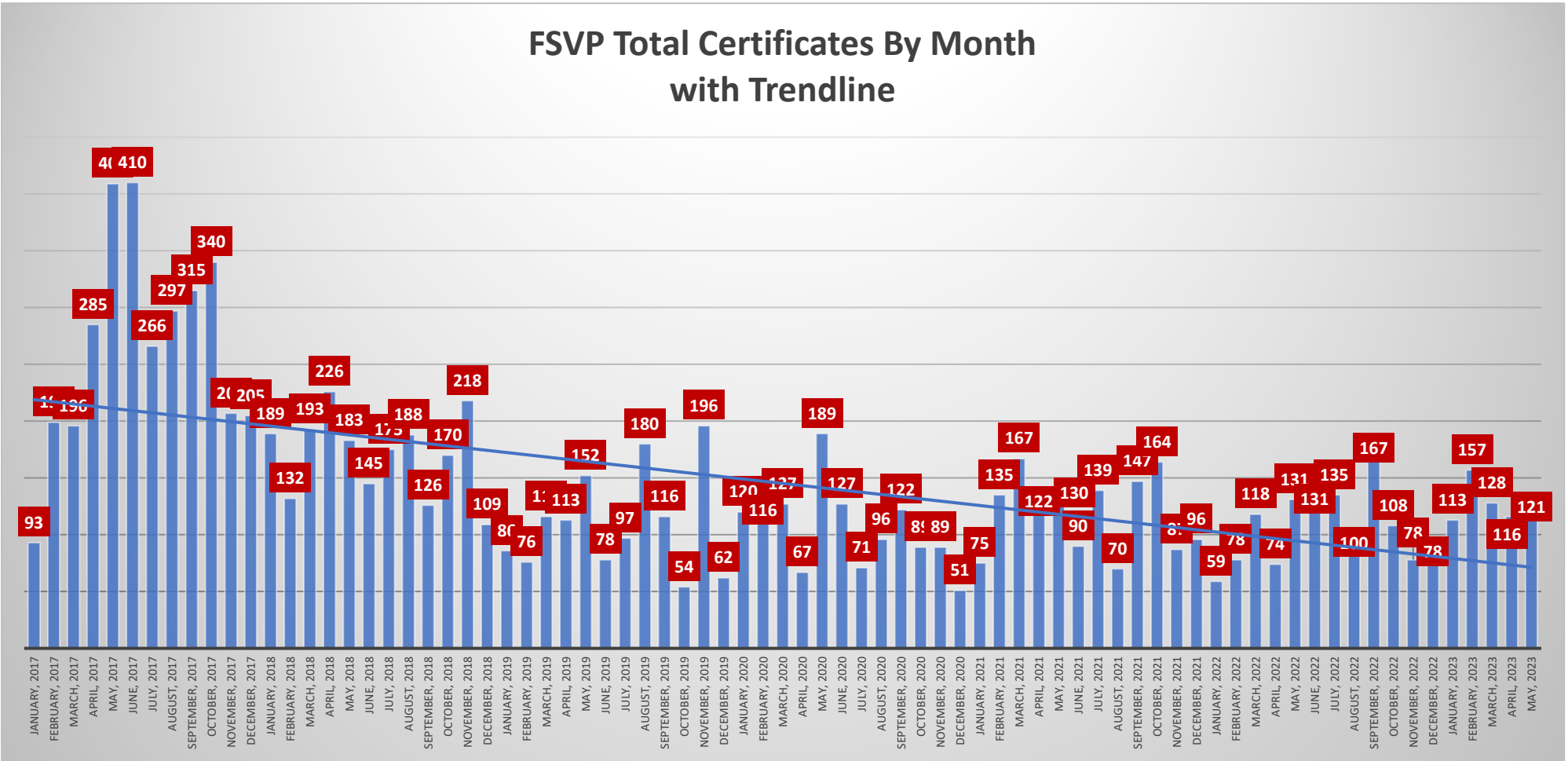


Data reported for the past 2-3 months are subject to change due to lag in submission of course rosters by instructors. Data reconciled quarterly.

Cumulative FSVP Data		
FSVP		
Certificates issued to date	Total	11,180
	Domestic	9,465
	International	1,715
Lead Instructor certificates to date	Total	363
	Domestic	306
	International	57
Total Participant Courses Registered	Total	1,917
	Domestic	1,541
	International	376
Upcoming Registered Participant Courses	Total	95
	Domestic	81
	International	14
Participant Courses completed	Total	1,365
	Domestic	1,155
	International	210
Average Class Size	Total	8
	Domestic	8
	International	8
LI Courses Completed	Total	17
	Domestic	17
	International	0
Upcoming LI courses scheduled	Total	0
	Domestic	0
	International	0

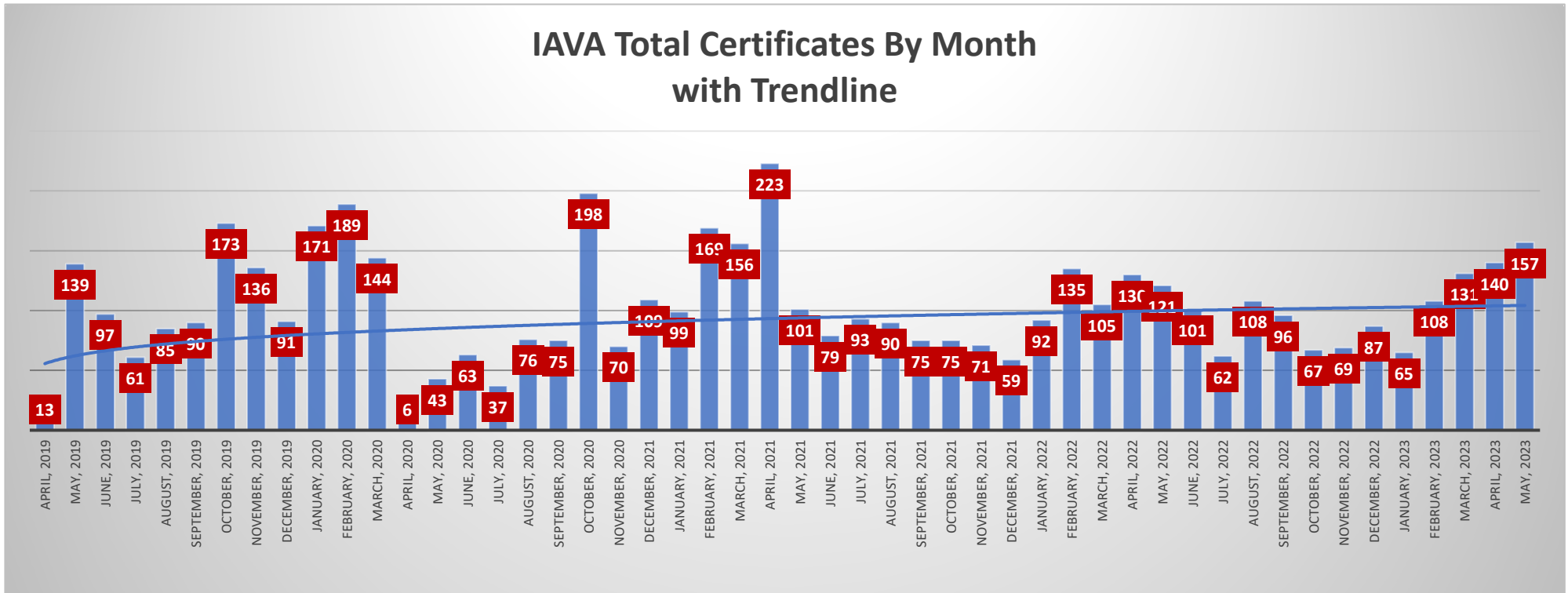
Cumulative FSVP Data		
FSVP Blended		
Enrolled Into FSVP Part 1	Total	589
	Domestic	551
	International	38
Part 1 Course Completions	Total	508
	Domestic	473
	International	35
Part 2 Certificates Issued	Total	398
	Domestic	381
	International	17
Part 2 Courses Completed	Total	102
	Domestic	102
	International	0

FSVP Total Certificates By Month with Trendline



Data reported for the past 2-3 months are subject to change due to lag in submission of course rosters by instructors. Data reconciled quarterly.

Cumulative IAVA Data		
IAVA		
Certificates issued to date	Total	5,130
	Domestic	2,522
	International	2,608
Lead Instructor certificates to date	Total	74
	Domestic	54
	International	20
Total Participant Courses Registered		
Total Participant Courses Registered	Total	773
	Domestic	439
	International	334
Upcoming Registered Participant Courses	Total	44
	Domestic	35
	International	9
Participant Courses completed	Total	613
	Domestic	328
	International	285
Average Class Size	Total	8
	Domestic	8
	International	9
LI Courses Completed		
LI Courses Completed	Total	6
	Domestic	6
	International	0
Upcoming LI courses scheduled	Total	0
	Domestic	0
	International	0



Data reported for the past 2-3 months are subject to change due to lag in submission of course rosters by instructors. Data reconciled quarterly.

Intentional Adulteration		
Food Defense Awareness for the IA Rule	Number of times accessed	242,537
	Total Time Spent (minutes)	1,279,319
Overview of the Intentional Adulteration Rule (IA Rule)	Number of times accessed	74,787
	Total Time Spent (minutes)	473,629
Food Defense Awareness for the IA Rule: Spanish	Number of times accessed	25,761
	Total Time Spent (minutes)	101,561

IA Key Activity Types Course (Start Date: 11/28/2018)	Enrolled	3,322
	Not Started	60
	In Progress	30
	Completed	3,226
	Total Time Spent (minutes)	192d 20h 18m 49s
IA Mitigation Strategies (Start Date: 11/28/2018)	Enrolled	3,158
	Not Started	122
	In Progress	51
	Completed	2,982
	Total Time Spent (minutes)	362d 3h 33m 57s
IA Food Defense Plan Preparation and Reanalysis Course (Start Date: 12/11/2019)	Enrolled	1,537
	Not Started	80
	In Progress	32
	Completed	1,423
	Total Time Spent (minutes)	156d 2h 4m 4s