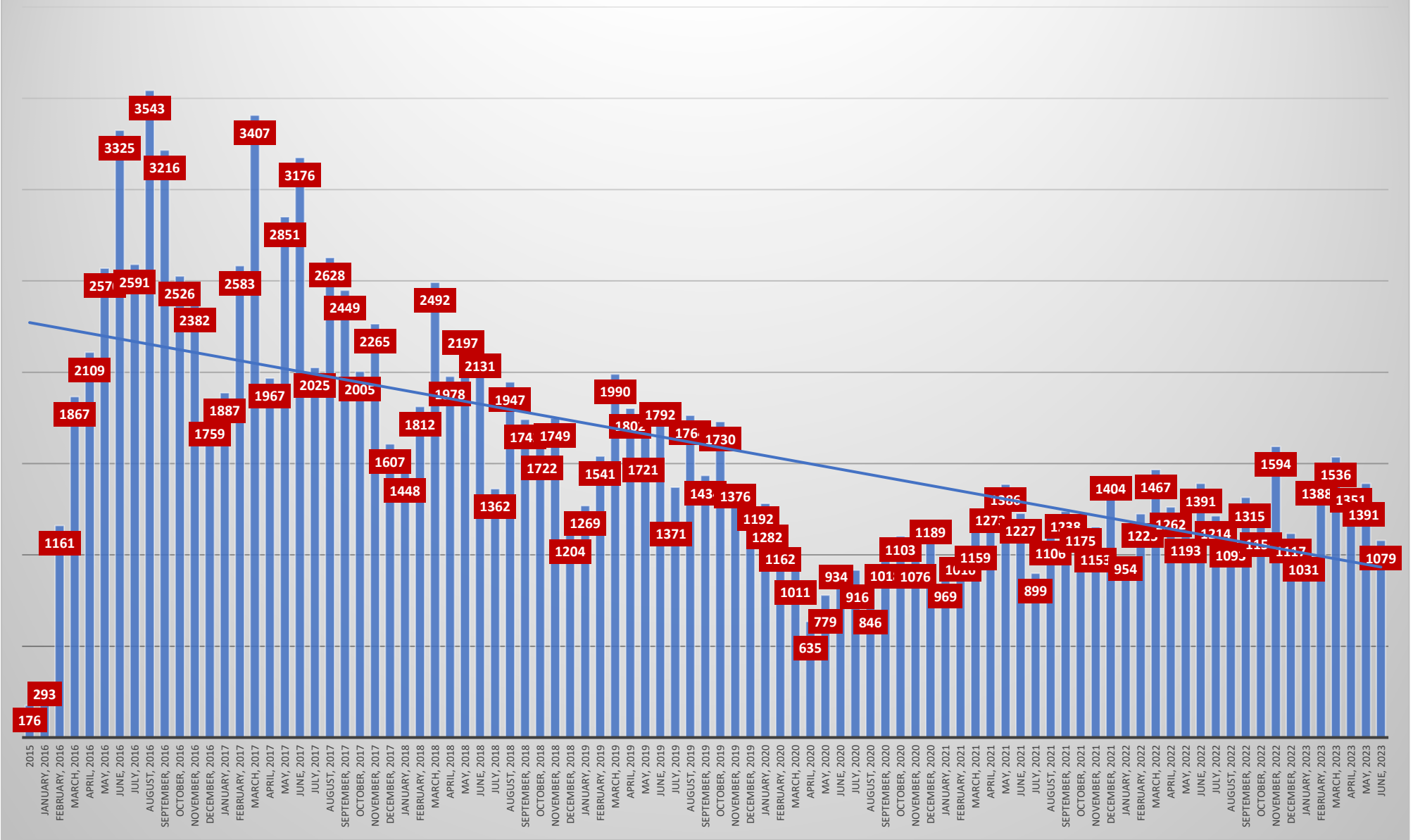


Cumulative Human Food Data		
Human Food		
Certificates issued to date	Total	145,960
	Domestic	85,400
	International	60,560
Lead Instructor certificates to date	Total	2,280
	Domestic	1,356
	International	924
Total Participant Courses Registered		
Total Participant Courses Registered	Total	14,853
	Domestic	8,123
	International	6,730
Upcoming Registered Participant Courses	Total	334
	Domestic	258
	International	76
Participant Courses completed	Total	12,788
	Domestic	7,129
	International	5,659
Average Class Size	Total	11
	Domestic	12
	International	11
LI Courses Completed		
LI Courses Completed	Total	107
	Domestic	70
	International	37
Upcoming LI Courses Scheduled	Total	1
	Domestic	1
	International	0

Cumulative Human Food Data

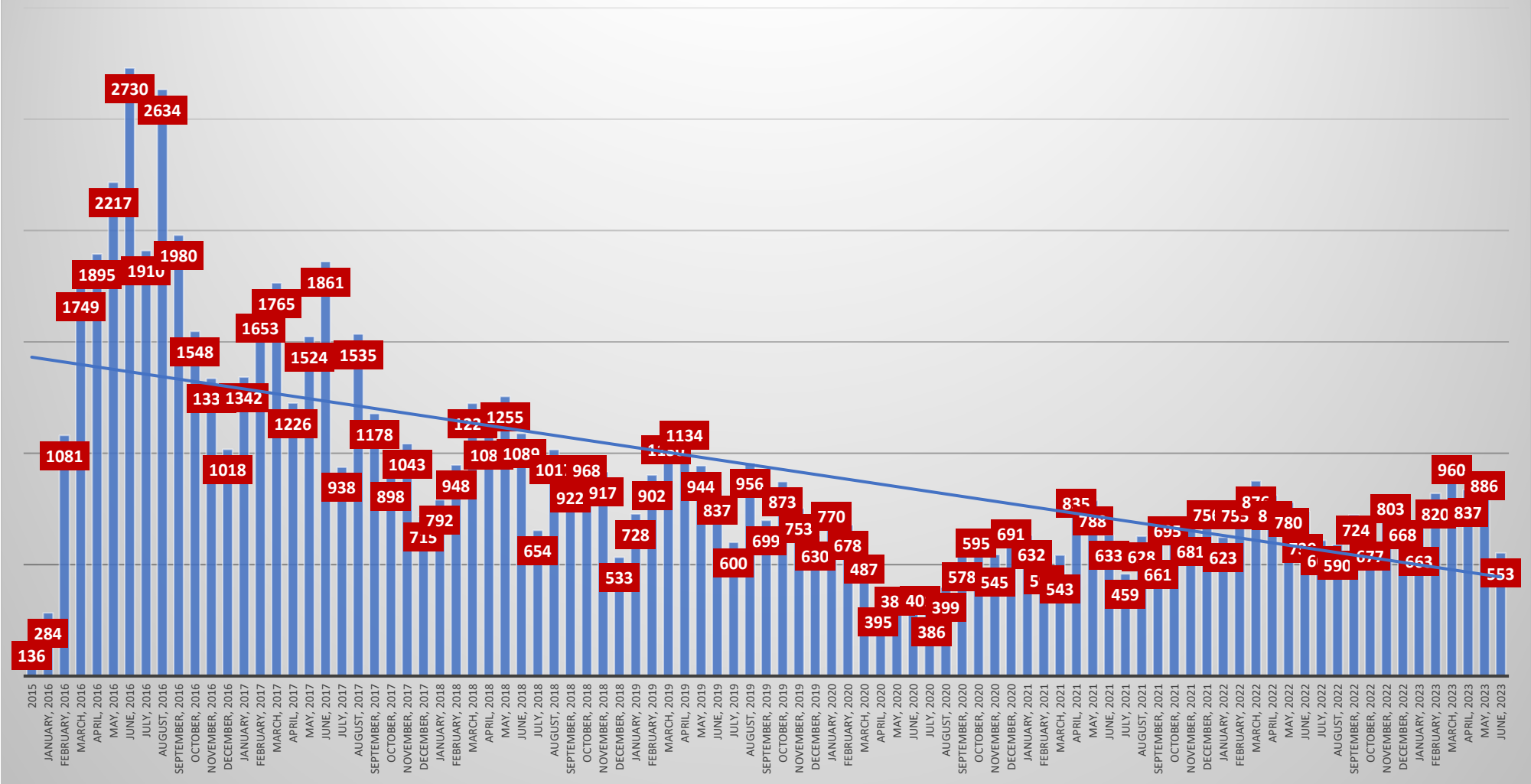
Human Food Blended		
Enrolled Into Human Food Part 1	Total	6,316
	Domestic	5,786
	International	530
Part 1 Course Completions	Total	5,804
	Domestic	5,307
	International	497
Part 2 Certificates Issued	Total	5,184
	Domestic	4,754
	International	430
Part 2 Courses Completed	Total	926
	Domestic	844
	International	82

**Human Food Total PCQI Certificates By Month
with Trendline**



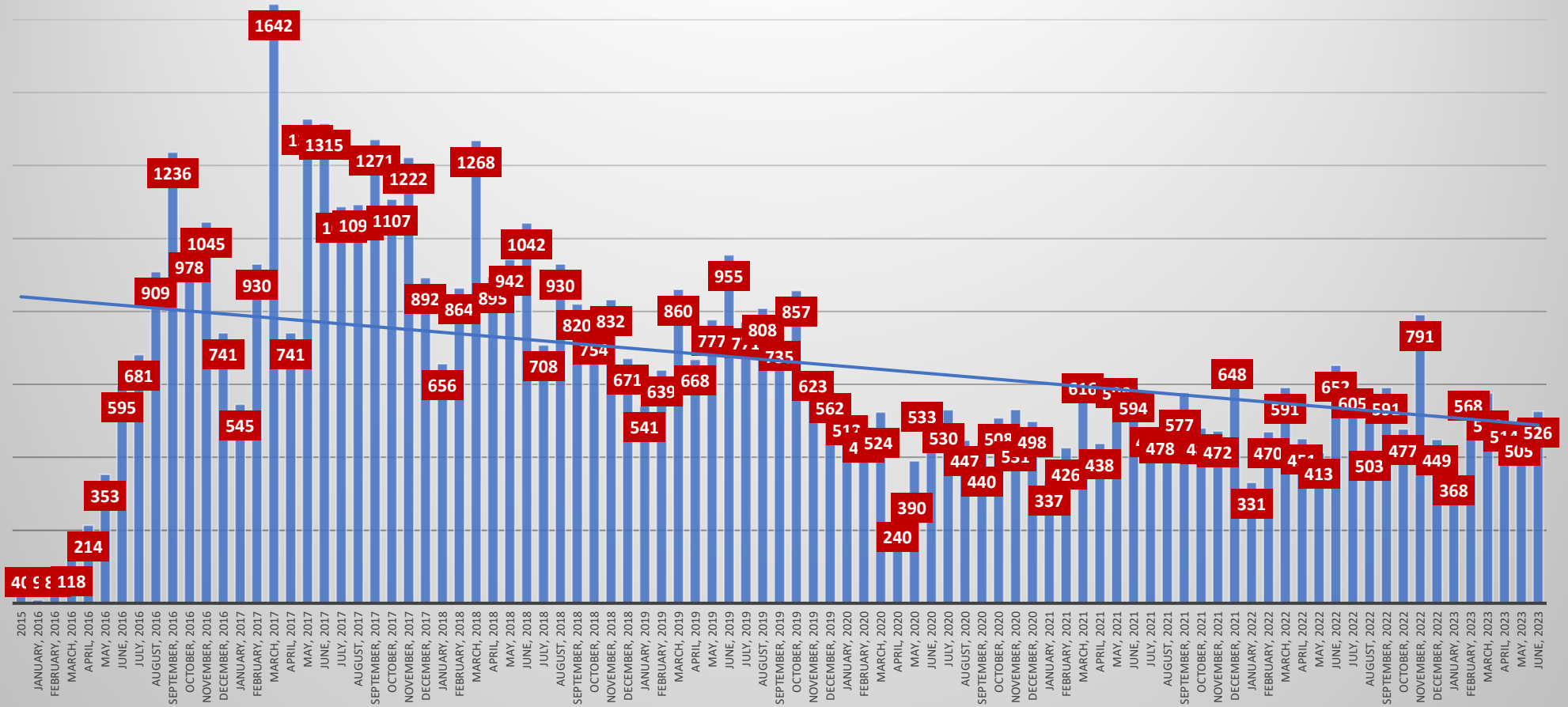
Data reported for the past 2-3 months are subject to change due to lag in submission of course rosters by instructors. Data reconciled quarterly.

Human Food Domestic PCQI Certificates By Month with Trendline



Data reported for the past 2-3 months are subject to change due to lag in submission of course rosters by instructors. Data reconciled quarterly.

Human Food International PCQI Certificates By Month with Trendline



Data reported for the past 2-3 months are subject to change due to lag in submission of course rosters by instructors. Data reconciled quarterly.

Human Food Data By Country			
Country	Lead instructors	Courses Completed	Certificates Issued
Afghanistan	0	0	1
Albania	0	0	1
Andorra	0	0	3
Algeria	0	0	1
Antigua and Barbuda	0	1	3
Argentina	15	72	912
Armenia	0	0	3
Australia	3	7	67
Austria	0	2	65
Bahamas	0	0	3
Bangladesh	3	1	51
Barbados	8	12	108
Belgium	4	16	142
Belize	0	3	35
Benin	1	2	21
Bolivia	0	6	144
Bosnia and Herzegovina	0	0	9
Brazil	10	109	1,019
Bulgaria	1	4	22
Burkina Faso	0	0	3
Burundi	1	0	4
Cambodia	0	3	31
Cameroon	0	0	6
Canada	45	436	3,422
Cape Verde	0	0	4
Cayman Islands	1	0	7
Chile	21	147	1,564
China	107	301	4,467
Cocos (Keeling) Islands	0	0	1
Colombia	29	136	2,134
Congo, The Democratic Republic of the	0	0	1

Human Food Data By Country (cont.)			
Country	Lead instructors	Courses Completed	Certificates Issued
Costa Rica	12	87	899
Cote d'Ivoire	0	7	62
Croatia	1	8	32
Cuba	0	0	1
Cyprus	1	1	17
Czech Republic	0	0	6
Denmark	2	17	136
Dominican Republic	13	38	468
Ecuador	28	136	1,475
Egypt	2	15	155
El Salvador	11	31	247
Estonia	0	0	3
Eswatini	0	0	1
Ethiopia	1	1	18
Fiji	0	2	39
Finland	0	1	7
France	12	196	1,110
Gambia	1	1	27
Georgia	0	1	9
Germany	5	94	856
Ghana	10	2	24
Greece	6	40	302
Grenada	0	1	22
Guatemala	34	81	1,121
Guyana	0	4	61
Haiti	3	5	46
Honduras	8	25	461
Hong Kong	1	7	11

Human Food Data By Country (cont.)			
Country	Lead instructors	Courses Completed	Certificates Issued
Hungary	2	9	34
India	131	264	2,554
Indonesia	3	82	545
Ireland	5	42	405
Israel	2	17	507
Italy	33	495	4,101
Jamaica	12	62	576
Japan	25	240	2,601
Jordan	0	1	10
Kenya	10	8	113
Korea, Democratic People's Republic of	0	0	36
Korea, Republic of	7	91	1,282
Latvia	0	0	2
Lebanon	3	7	152
Liberia	0	0	1
Liechtenstein	0	0	2
Lithuania	1	10	82
Luxembourg	0	3	38
Madagascar	2	7	105
Malawi	0	0	8
Malaysia	7	95	851
Maldives	0	1	16
Malta	0	0	1
Mauritius	1	3	39
Mexico	94	744	9,522
Micronesia, Federated States of	0	0	1
Morocco	0	5	136
Myanmar	0	0	4

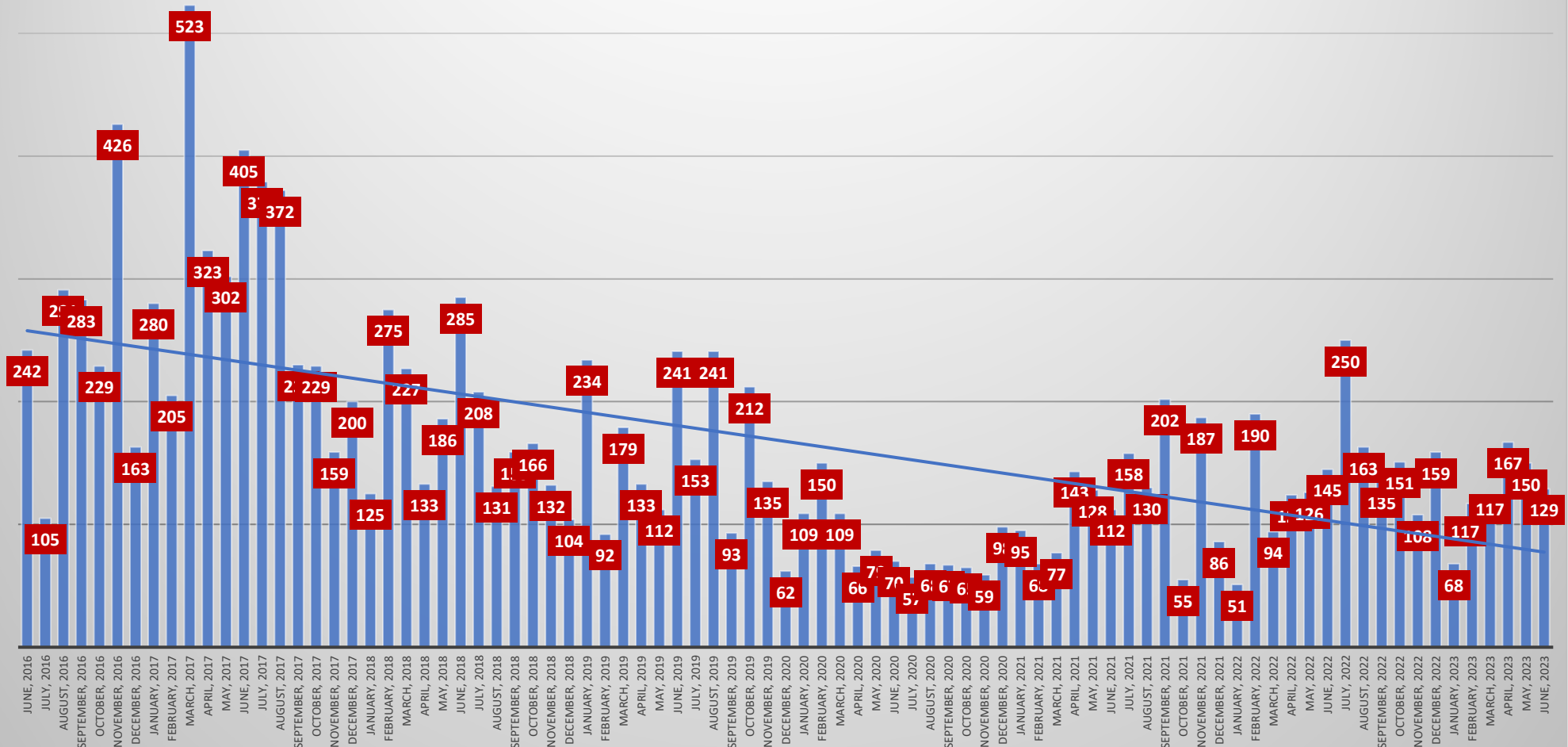
Human Food Data By Country (cont.)			
Country	Lead instructors	Courses Completed	Certificates Issued
Nepal	2	0	2
Netherlands	5	80	545
New Zealand	0	1	34
Nicaragua	0	12	196
Nigeria	1	0	24
North Macedonia	0	0	21
Norway	0	6	65
Oman	0	0	3
Pakistan	2	4	40
Panama	2	3	93
Papua New Guinea	0	0	2
Paraguay	10	18	354
Peru	45	143	1,619
Philippines	4	29	488
Poland	2	32	256
Portugal	2	22	241
Puerto Rico	1	9	48
Qatar	1	1	2
Romania	1	0	9
Russian Federation	0	0	5
Rwanda	0	0	44
Saint Lucia	1	0	2
Saudi Arabia	0	1	39
Senegal	0	0	1
Serbia	0	0	24
Singapore	2	15	177
Slovakia	0	0	7

Human Food Data By Country (cont.)			
Country	Lead instructors	Courses Completed	Certificates Issued
Slovenia	0	1	11
South Africa	1	5	76
Spain	26	358	2,911
Sri Lanka	3	19	173
Sudan	0	0	6
Sweden	0	2	32
Switzerland	1	19	190
Taiwan	10	94	1,671
Tanzania, United Republic of	1	2	10
Thailand	23	215	2,785
Trinidad and Tobago	9	29	242
Tunisia	0	1	37
Turkey	5	54	483
Turks and Caicos Islands	0	0	1
Uganda	3	0	13
Ukraine	1	0	11
United Arab Emirates	2	2	54
United Kingdom	10	57	438
United States	1,356	7,117	85,400
Uruguay	0	15	155
Uzbekistan	1	0	1
Venezuela	0	0	36
Vietnam	8	109	1,287
Zambia	1	0	2

Cumulative Animal Food Data		
Animal Food		
Certificates issued to date	Total	14,246
	Domestic	12,741
	International	1,505
Lead Instructor certificates to date	Total	340
	Domestic	268
	International	72
Total Participant Courses Registered	Total	1,369
	Domestic	1,181
	International	188
Upcoming Registered Participant Courses	Total	56
	Domestic	56
	International	0
Participant Courses completed	Total	1,144
	Domestic	1,003
	International	141
Average Class Size	Total	12
	Domestic	13
	International	11
LI Courses Completed	Total	16
	Domestic	12
	International	4
Upcoming LI courses scheduled	Total	1
	Domestic	1
	International	0

Cumulative Animal Food Data		
Animal Food Blended		
Enrolled Into Animal Food Part 1	Total	725
	Domestic	708
	International	17
Part 1 Course Completions	Total	644
	Domestic	628
	International	16
Part 2 Certificates Issued	Total	564
	Domestic	551
	International	13
Part 2 Courses Completed	Total	164
	Domestic	161
	International	3
Current Good Manufacturing Practices (CGMPs) for Animal Food Production		
Enrolled Into CGMP	Total	115
	Domestic	111
	International	4
CGMP Course Completions	Total	93
	Domestic	92
	International	1

Animal Food Total PCQI Certificates By Month with Trendline

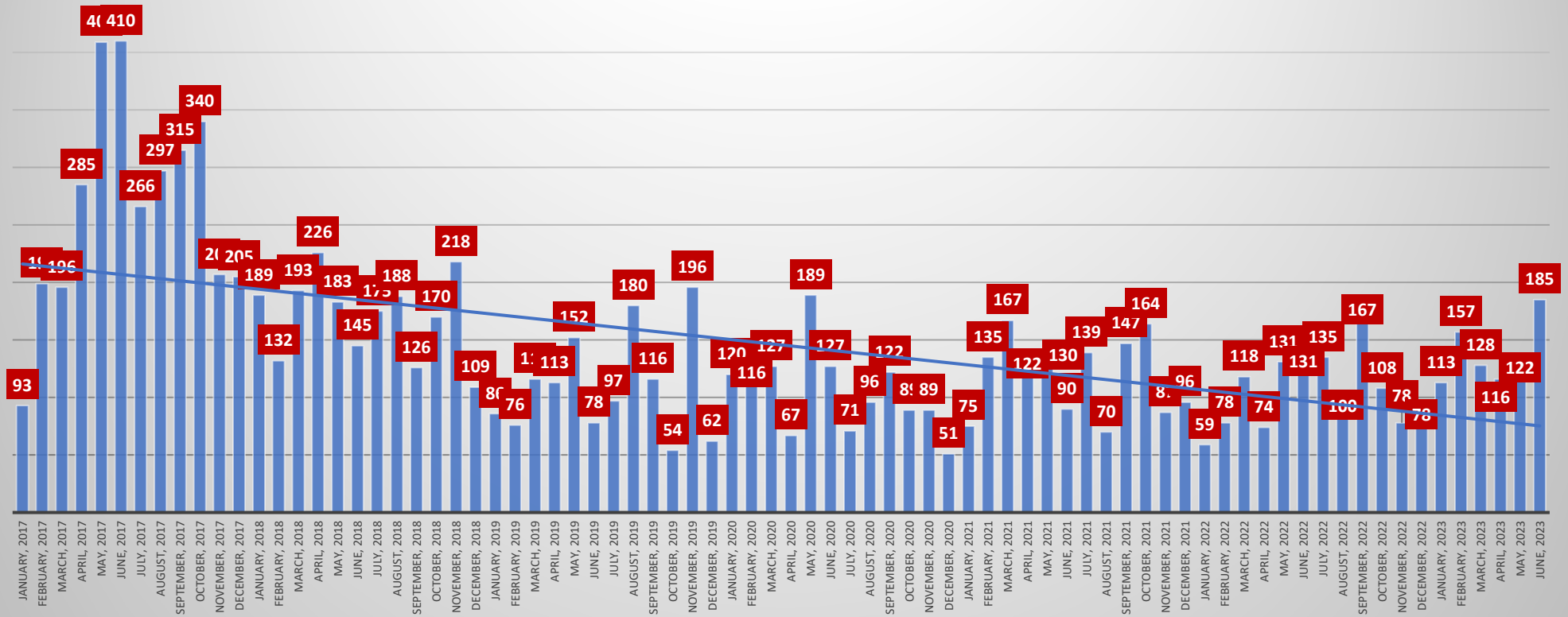


Data reported for the past 2-3 months are subject to change due to lag in submission of course rosters by instructors. Data reconciled quarterly.

Cumulative FSVP Data		
FSVP		
Certificates issued to date	Total	11,366
	Domestic	9,639
	International	1,727
Lead Instructor certificates to date	Total	363
	Domestic	306
	International	57
Total Participant Courses Registered		
Total Participant Courses Registered	Total	1,946
	Domestic	1,565
	International	381
Upcoming Registered Participant Courses	Total	89
	Domestic	74
	International	15
Participant Courses completed	Total	1,387
	Domestic	1,175
	International	212
Average Class Size	Total	8
	Domestic	8
	International	8
LI Courses Completed		
LI Courses Completed	Total	17
	Domestic	17
	International	0
Upcoming LI courses scheduled	Total	0
	Domestic	0
	International	0

Cumulative FSVP Data		
FSVP Blended		
Enrolled Into FSVP Part 1	Total	603
	Domestic	564
	International	39
Part 1 Course Completions	Total	516
	Domestic	481
	International	35
Part 2 Certificates Issued	Total	413
	Domestic	395
	International	18
Part 2 Courses Completed	Total	105
	Domestic	105
	International	0

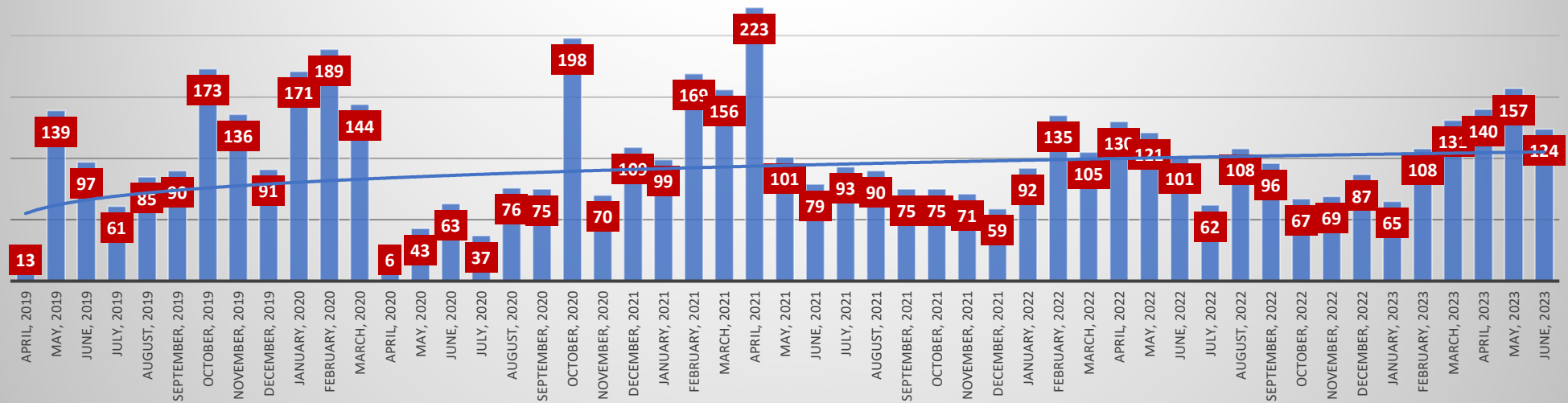
FSVP Total Certificates By Month with Trendline



Data reported for the past 2-3 months are subject to change due to lag in submission of course rosters by instructors. Data reconciled quarterly.

Cumulative IAVA Data		
IAVA		
Certificates issued to date	Total	5,254
	Domestic	2,604
	International	2,650
Lead Instructor certificates to date	Total	74
	Domestic	54
	International	20
Total Participant Courses Registered	Total	799
	Domestic	450
	International	349
Upcoming Registered Participant Courses	Total	33
	Domestic	27
	International	6
Participant Courses completed	Total	634
	Domestic	340
	International	294
Average Class Size	Total	8
	Domestic	8
	International	9
LI Courses Completed	Total	6
	Domestic	6
	International	0
Upcoming LI courses scheduled	Total	1
	Domestic	1
	International	0

IAVA Total Certificates By Month with Trendline



Data reported for the past 2-3 months are subject to change due to lag in submission of course rosters by instructors. Data reconciled quarterly.

Intentional Adulteration		
Food Defense Awareness for the IA Rule	Number of times accessed	246,254
	Total Time Spent (minutes)	1,290,851
Overview of the Intentional Adulteration Rule (IA Rule)	Number of times accessed	76,131
	Total Time Spent (minutes)	478,418
Food Defense Awareness for the IA Rule: Spanish	Number of times accessed	27,493
	Total Time Spent (minutes)	105,318

IA Key Activity Types Course (Start Date: 11/28/2018)	Enrolled	3,358
	Not Started	61
	In Progress	32
	Completed	3,259
	Total Time Spent (minutes)	194d 21h 52m 4s
IA Mitigation Strategies (Start Date: 11/28/2018)	Enrolled	3,187
	Not Started	130
	In Progress	48
	Completed	3,006
	Total Time Spent (minutes)	364d 16h 32m 2s
IA Food Defense Plan Preparation and Reanalysis Course (Start Date: 12/11/2019)	Enrolled	1,561
	Not Started	82
	In Progress	36
	Completed	1,441
	Total Time Spent (minutes)	158d 9h 26m 17s