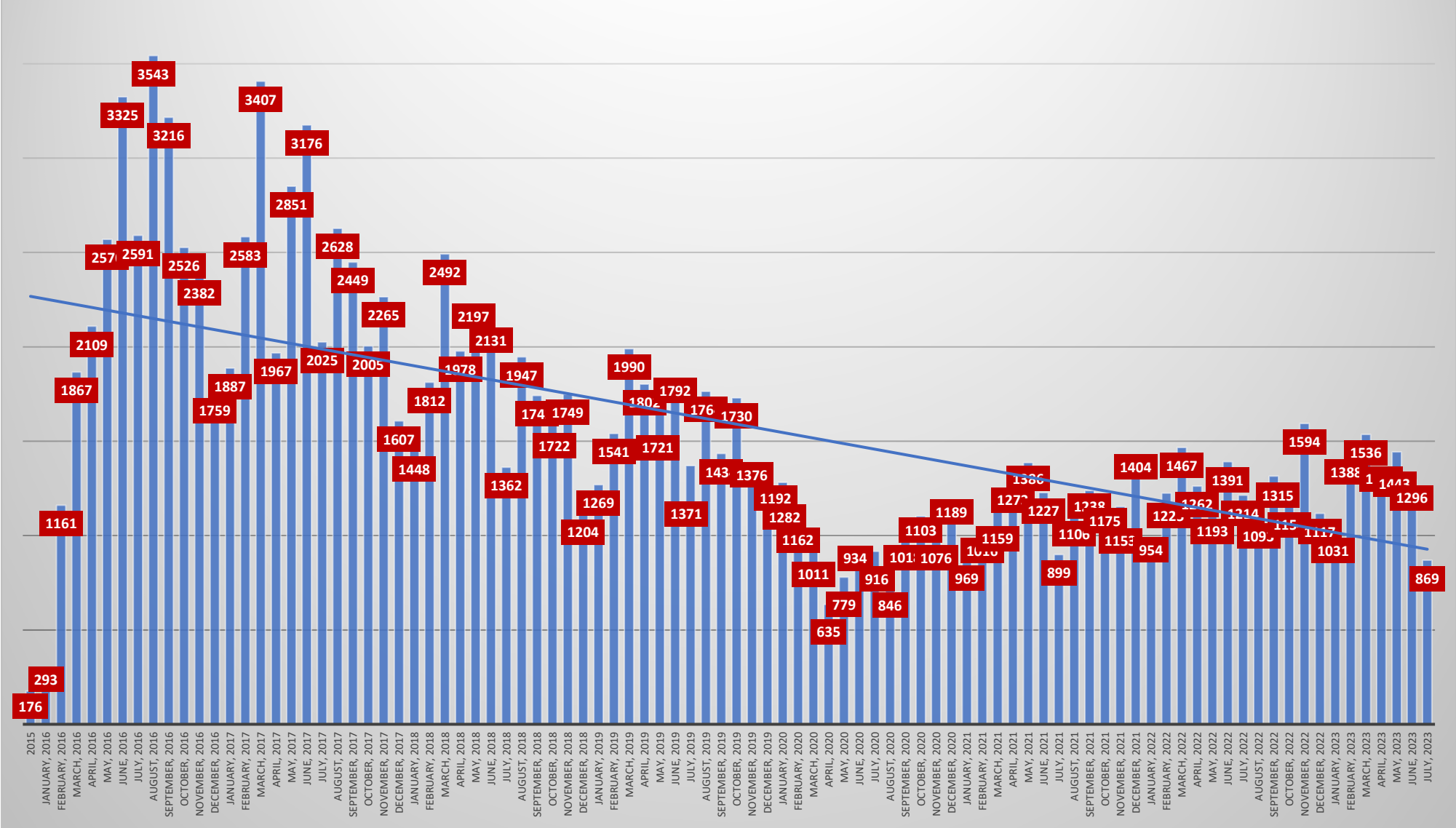


Cumulative Human Food Data		
Human Food		
Certificates issued to date	Total	147,173
	Domestic	86,010
	International	61,163
Lead Instructor certificates to date	Total	2,280
	Domestic	1,355
	International	925
Total Participant Courses Registered		
Total Participant Courses Registered	Total	14,996
	Domestic	8,200
	International	6,796
Upcoming Registered Participant Courses	Total	327
	Domestic	243
	International	84
Participant Courses completed	Total	12,924
	Domestic	7,204
	International	5,720
Average Class Size	Total	11
	Domestic	12
	International	11
LI Courses Completed		
LI Courses Completed	Total	107
	Domestic	70
	International	37
Upcoming LI Courses Scheduled	Total	1
	Domestic	1
	International	0

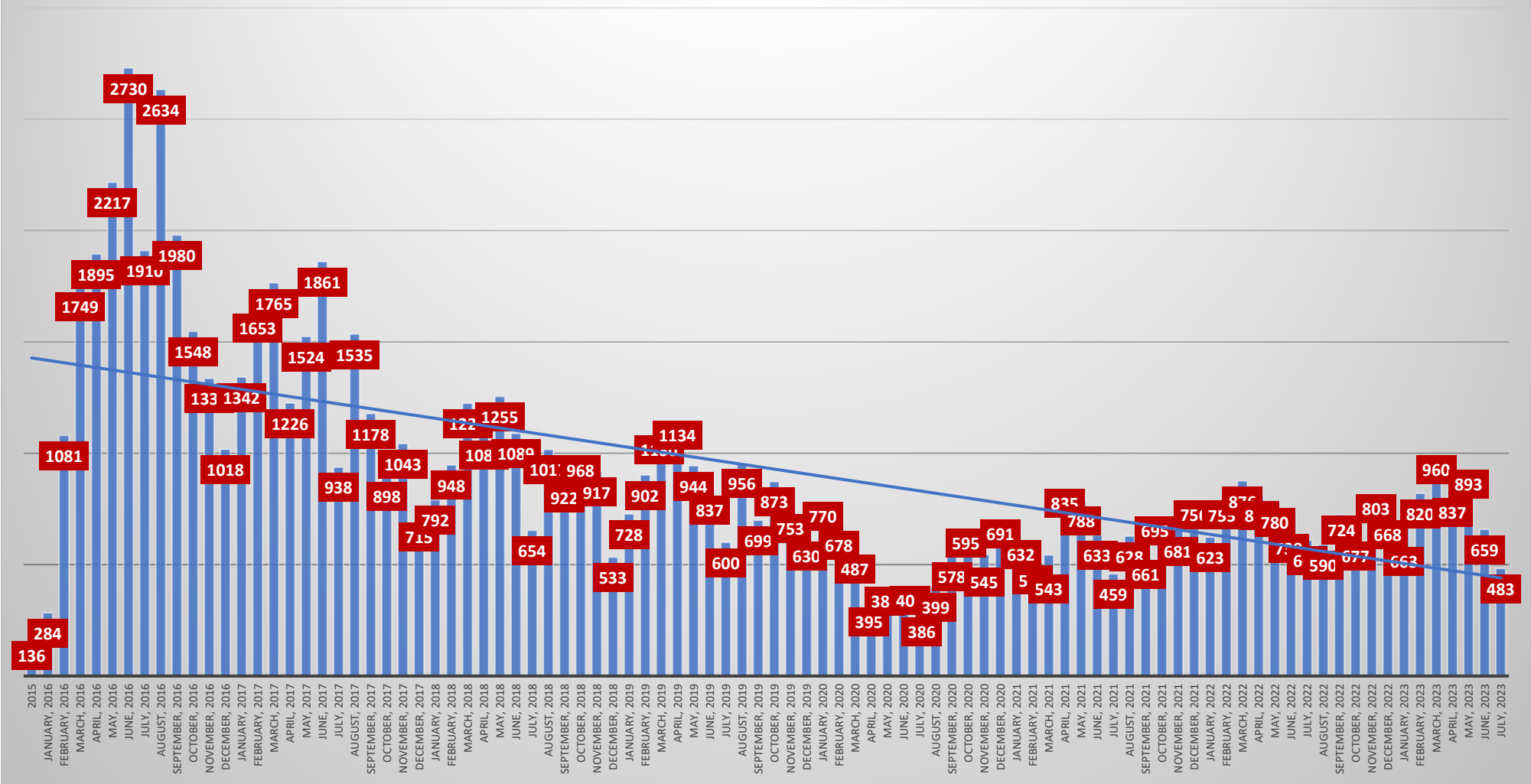
Cumulative Human Food Data		
Human Food Blended		
Enrolled Into Human Food Part 1	Total	6,415
	Domestic	5,875
	International	540
Part 1 Course Completions	Total	5,918
	Domestic	5,414
	International	504
Part 2 Certificates Issued	Total	5,265
	Domestic	4,817
	International	448
Part 2 Courses Completed	Total	941
	Domestic	858
	International	83

**Human Food Total PCQI Certificates By Month
with Trendline**



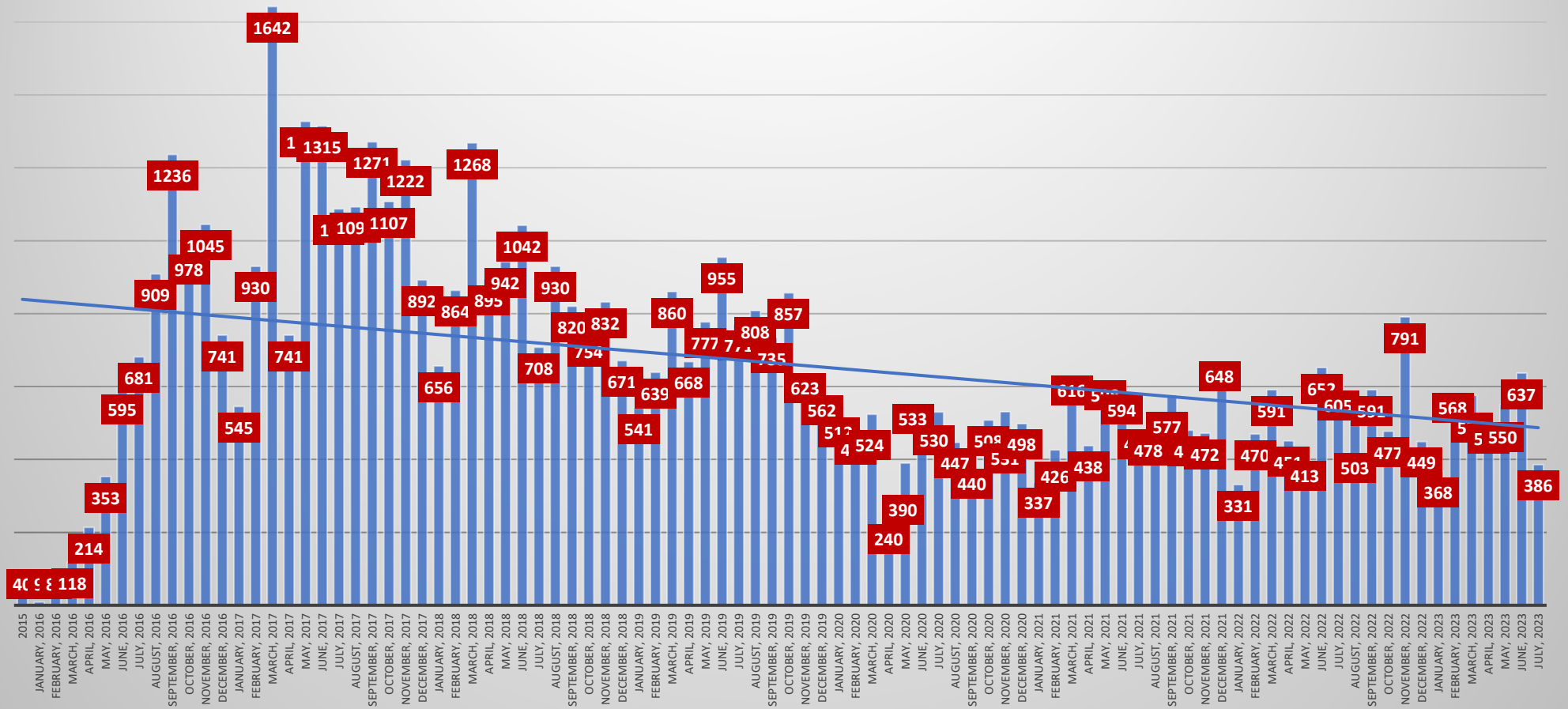
Data reported for the past 2-3 months are subject to change due to lag in submission of course rosters by instructors. Data reconciled quarterly.

Human Food Domestic PCQI Certificates By Month with Trendline



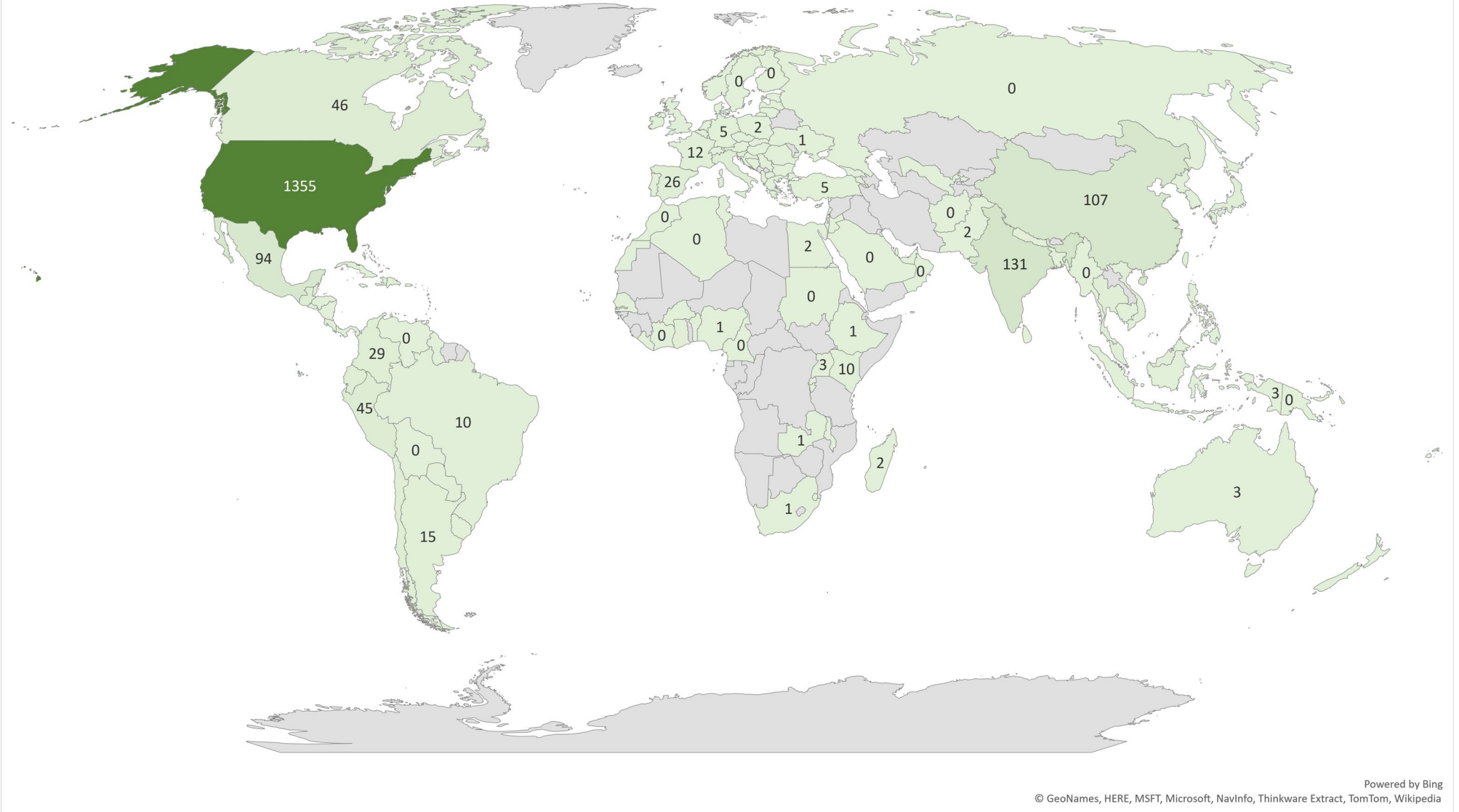
Data reported for the past 2-3 months are subject to change due to lag in submission of course rosters by instructors. Data reconciled quarterly.

Human Food International PCQI Certificates By Month with Trendline



Data reported for the past 2-3 months are subject to change due to lag in submission of course rosters by instructors. Data reconciled quarterly.

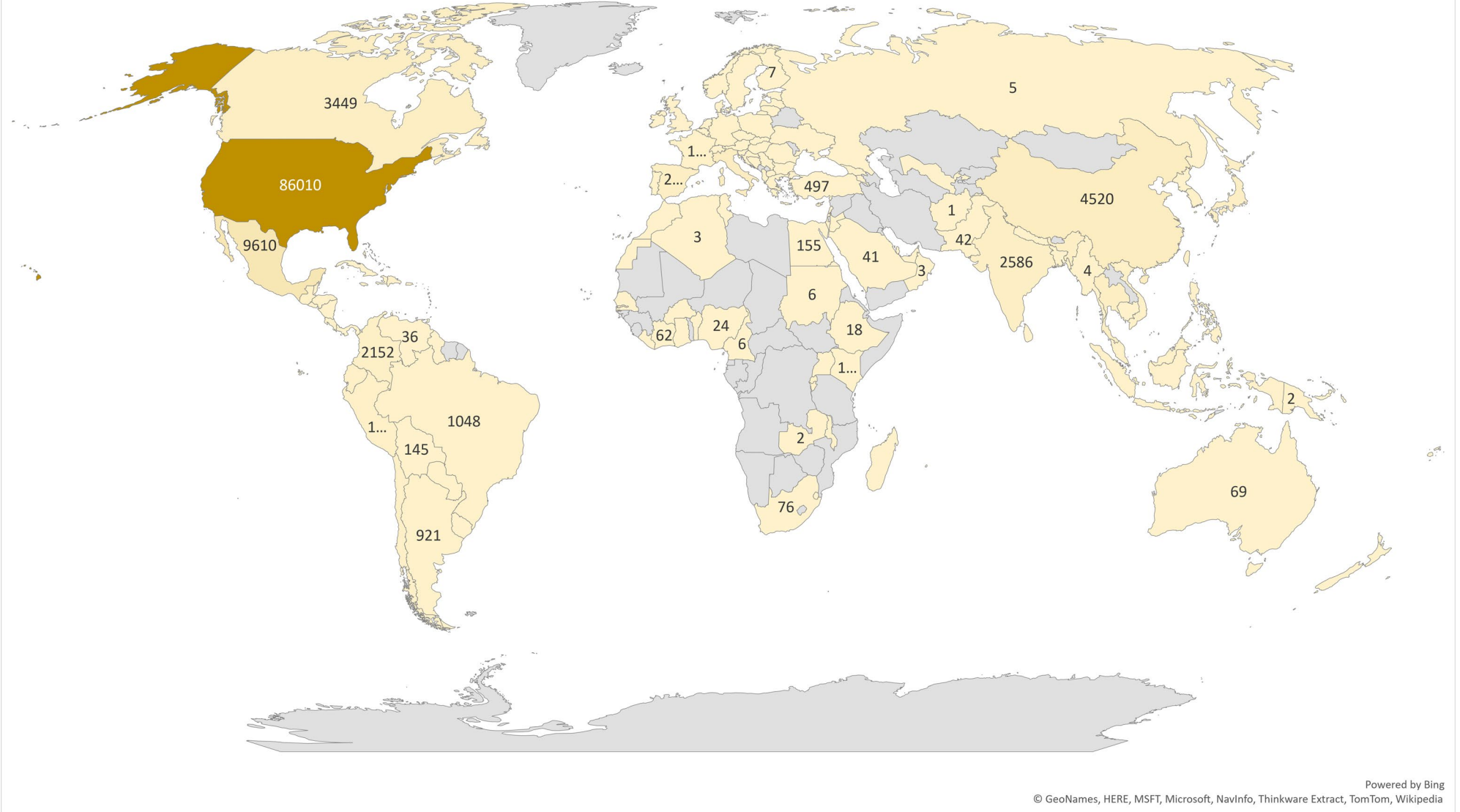
Human Food Lead Instructors By Country



Powered by Bing
© GeoNames, HERE, MSFT, Microsoft, NavInfo, Thinkware Extract, TomTom, Wikipedia

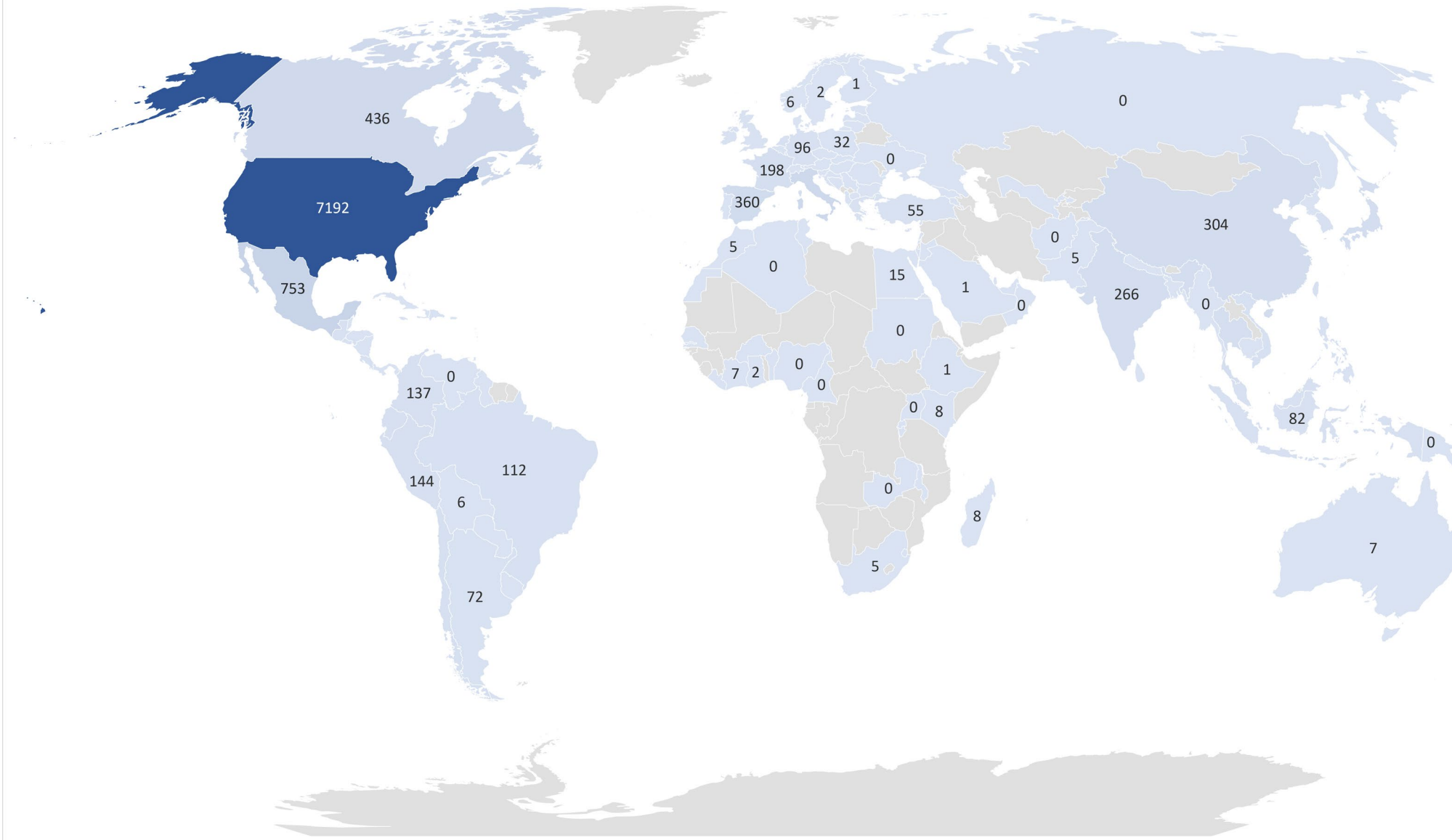
Data reported for the past 2-3 months are subject to change due to lag in submission of course rosters by instructors. Data reconciled quarterly.

Human Food PCQI Certificates Issued By Country



Data reported for the past 2-3 months are subject to change due to lag in submission of course rosters by instructors. Data reconciled quarterly.

Human Food Completed Courses By Country



© GeoNames, HERE, MSFT, Microsoft, NavInfo, Thinkwa

Data reported for the past 2-3 months are subject to change due to lag in submission of course rosters by instructors. Data reconciled quarterly.

Human Food Data By Country			
Country	Lead instructors	Courses Completed	Certificates Issued
Afghanistan	0	0	1
Albania	0	0	1
Andorra	0	0	3
Algeria	0	0	1
Antigua and Barbuda	0	1	3
Argentina	15	72	921
Armenia	0	0	3
Australia	3	7	69
Austria	0	2	65
Bahamas	0	0	3
Bangladesh	3	1	51
Barbados	8	12	108
Belgium	4	16	142
Belize	0	3	36
Benin	1	2	21
Bolivia	0	6	145
Bosnia and Herzegovina	0	0	9
Brazil	10	112	1,048
Bulgaria	1	4	22
Burkina Faso	0	0	3
Burundi	1	0	4
Cambodia	0	3	31
Cameroon	0	0	6
Canada	46	436	3,449
Cape Verde	0	0	4
Cayman Islands	1	0	7
Chile	21	149	1,574
China	107	304	4,520
Cocos (Keeling) Islands	0	0	1
Colombia	29	137	2,152
Congo, The Democratic Republic of the	0	0	1

Human Food Data By Country (cont.)			
Country	Lead instructors	Courses Completed	Certificates Issued
Costa Rica	12	88	899
Cote d'Ivoire	0	7	62
Croatia	1	8	32
Cuba	0	0	1
Cyprus	1	1	17
Czech Republic	0	0	6
Denmark	2	17	136
Dominican Republic	13	38	479
Ecuador	28	136	1,477
Egypt	2	15	155
El Salvador	11	31	247
Estonia	0	0	3
Eswatini	0	0	1
Ethiopia	1	1	18
Fiji	0	2	39
Finland	0	1	7
France	12	198	1,123
Gambia	1	1	27
Georgia	0	1	9
Germany	5	96	880
Ghana	10	2	24
Greece	6	42	313
Grenada	0	1	22
Guatemala	34	83	1,133
Guyana	0	4	61
Haiti	3	5	46
Honduras	8	26	466
Hong Kong	1	7	11

Human Food Data By Country (cont.)			
Country	Lead instructors	Courses Completed	Certificates Issued
Hungary	2	9	34
India	131	266	2,586
Indonesia	3	82	545
Ireland	5	42	405
Israel	2	18	526
Italy	33	500	4,135
Jamaica	12	62	577
Japan	25	242	2,615
Jordan	0	1	10
Kenya	10	8	113
Korea, Democratic People's Republic of	0	0	36
Korea, Republic of	7	91	1,282
Latvia	0	0	2
Lebanon	3	7	152
Liberia	0	0	1
Liechtenstein	0	0	2
Lithuania	1	10	82
Luxembourg	0	3	38
Madagascar	2	8	113
Malawi	0	0	8
Malaysia	7	99	888
Maldives	0	1	16
Malta	0	0	1
Mauritius	1	3	39
Mexico	94	753	9,610
Micronesia, Federated States of	0	0	1
Morocco	0	5	136
Myanmar	0	0	4

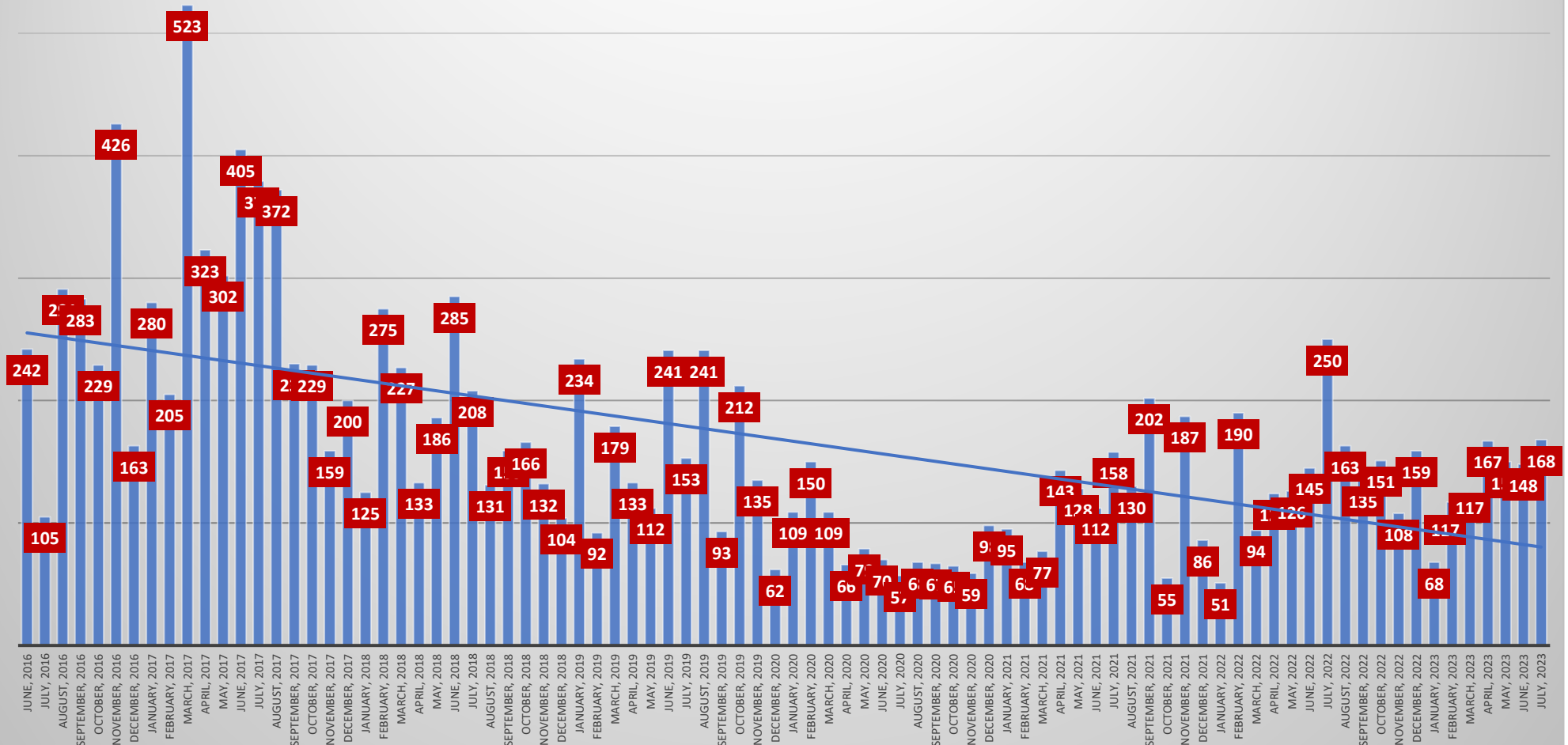
Human Food Data By Country (cont.)			
Country	Lead instructors	Courses Completed	Certificates Issued
Nepal	2	0	2
Netherlands	5	82	555
New Zealand	0	1	35
Nicaragua	0	12	205
Nigeria	1	0	24
North Macedonia	0	0	21
Norway	0	6	65
Oman	0	0	3
Pakistan	2	5	42
Panama	2	3	95
Papua New Guinea	0	0	2
Paraguay	10	18	354
Peru	45	144	1,626
Philippines	4	29	488
Poland	2	32	258
Portugal	2	22	243
Puerto Rico	1	9	48
Qatar	1	1	2
Romania	1	0	9
Russian Federation	0	0	5
Rwanda	0	0	44
Saint Lucia	1	0	2
Saudi Arabia	0	1	41
Senegal	0	0	1
Serbia	0	0	24
Singapore	2	15	177
Slovakia	0	0	7

Human Food Data By Country (cont.)			
Country	Lead instructors	Courses Completed	Certificates Issued
Slovenia	0	1	11
South Africa	1	5	76
Spain	26	360	2,956
Sri Lanka	3	19	173
Sudan	0	0	6
Sweden	0	2	32
Switzerland	1	19	191
Taiwan	10	96	1,693
Tanzania, United Republic of	1	2	10
Thailand	23	216	2,802
Trinidad and Tobago	9	30	244
Tunisia	0	1	37
Turkey	5	55	497
Turks and Caicos Islands	0	0	1
Uganda	3	0	13
Ukraine	1	0	11
United Arab Emirates	2	2	54
United Kingdom	10	57	441
United States	1,355	7,192	86,010
Uruguay	0	15	156
Uzbekistan	1	0	1
Venezuela	0	0	36
Vietnam	8	109	1,287
Zambia	1	0	2

Cumulative Animal Food Data		
Animal Food		
Certificates issued to date	Total	14,433
	Domestic	12,922
	International	1,511
Lead Instructor certificates to date	Total	340
	Domestic	268
	International	72
Total Participant Courses Registered	Total	1,386
	Domestic	1,196
	International	190
Upcoming Registered Participant Courses	Total	87
	Domestic	87
	International	0
Participant Courses completed	Total	1,159
	Domestic	1,017
	International	142
Average Class Size	Total	12
	Domestic	13
	International	11
LI Courses Completed	Total	16
	Domestic	12
	International	4
Upcoming LI courses scheduled	Total	1
	Domestic	1
	International	0

Cumulative Animal Food Data		
Animal Food Blended		
Enrolled Into Animal Food Part 1	Total	741
	Domestic	724
	International	17
Part 1 Course Completions	Total	662
	Domestic	646
	International	16
Part 2 Certificates Issued	Total	577
	Domestic	564
	International	13
Part 2 Courses Completed	Total	168
	Domestic	165
	International	3
Current Good Manufacturing Practices (CGMPs) for Animal Food Production		
Enrolled Into CGMP	Total	116
	Domestic	112
	International	4
CGMP Course Completions	Total	95
	Domestic	94
	International	1

Animal Food Total PCQI Certificates By Month with Trendline

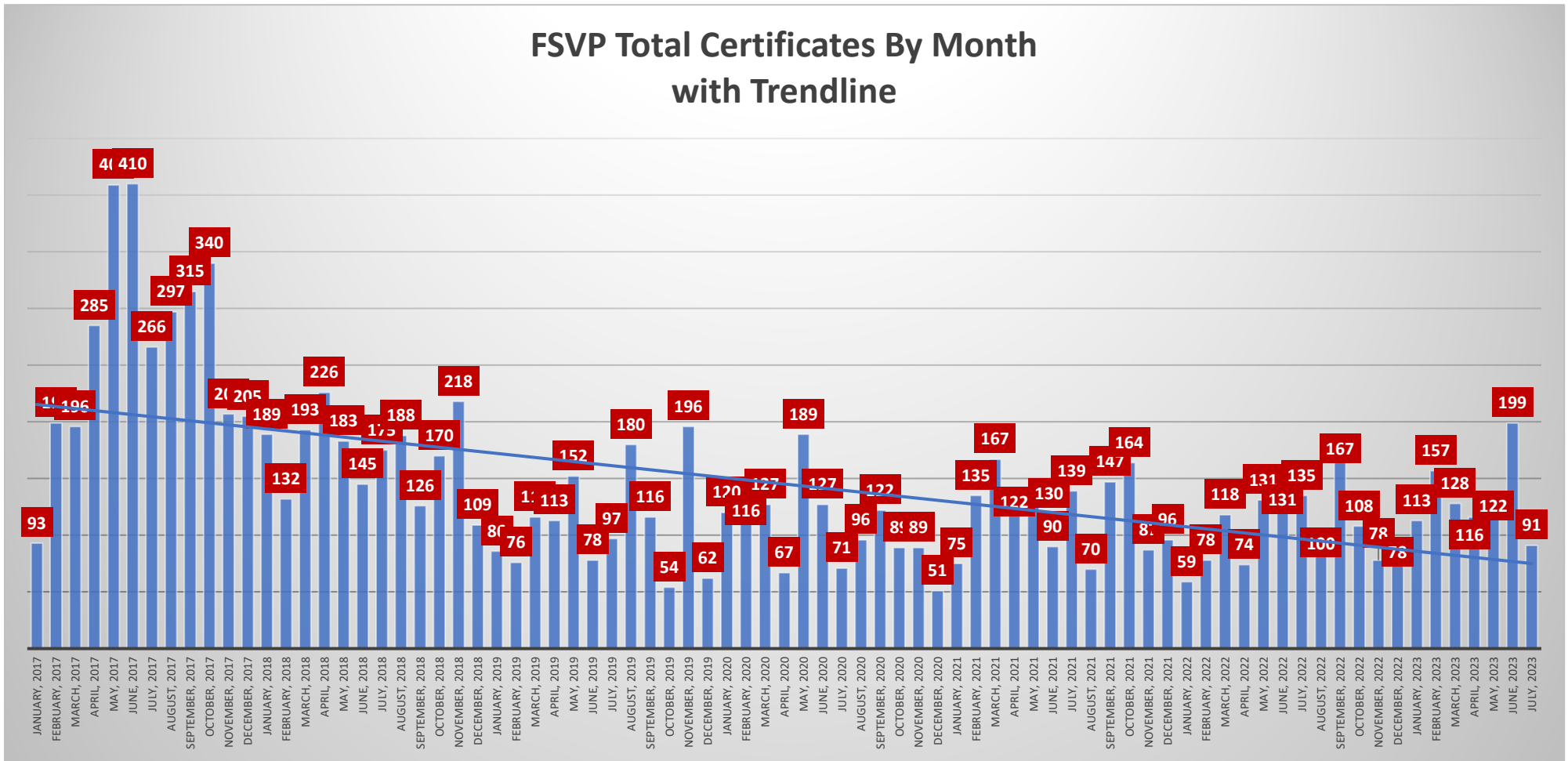


Data reported for the past 2-3 months are subject to change due to lag in submission of course rosters by instructors. Data reconciled quarterly.

Cumulative FSVP Data		
FSVP		
Certificates issued to date	Total	11,471
	Domestic	9,721
	International	1,750
Lead Instructor certificates to date	Total	363
	Domestic	306
	International	57
Total Participant Courses Registered	Total	1,970
	Domestic	1,586
	International	384
Upcoming Registered Participant Courses	Total	99
	Domestic	88
	International	11
Participant Courses completed	Total	1,404
	Domestic	1,189
	International	215
Average Class Size	Total	8
	Domestic	8
	International	8
LI Courses Completed	Total	17
	Domestic	17
	International	0
Upcoming LI courses scheduled	Total	0
	Domestic	0
	International	0

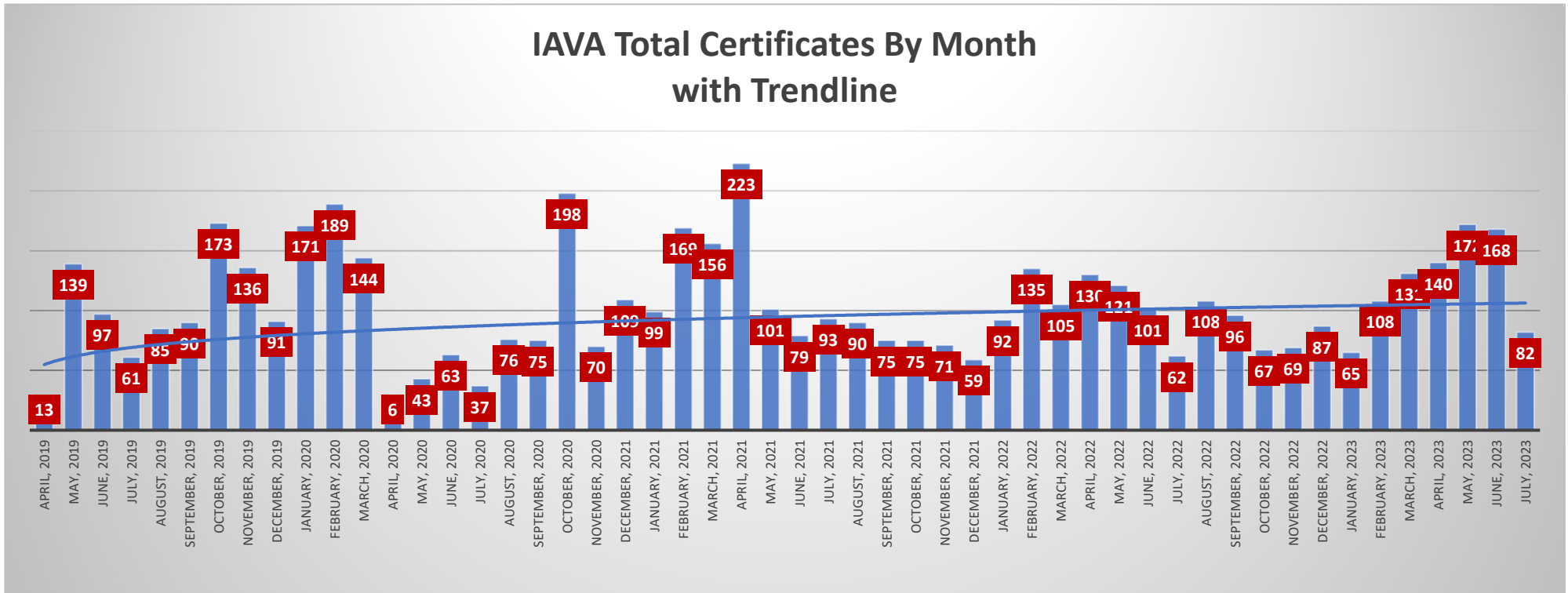
Cumulative FSVP Data		
FSVP Blended		
Enrolled Into FSVP Part 1	Total	618
	Domestic	578
	International	40
Part 1 Course Completions	Total	527
	Domestic	490
	International	37
Part 2 Certificates Issued	Total	424
	Domestic	404
	International	20
Part 2 Courses Completed	Total	107
	Domestic	107
	International	0

FSVP Total Certificates By Month with Trendline



Data reported for the past 2-3 months are subject to change due to lag in submission of course rosters by instructors. Data reconciled quarterly.

Cumulative IAVA Data		
IAVA		
Certificates issued to date	Total	5,395
	Domestic	2,619
	International	2,776
Lead Instructor certificates to date	Total	74
	Domestic	54
	International	20
Total Participant Courses Registered		
Total Participant Courses Registered	Total	816
	Domestic	456
	International	360
Upcoming Registered Participant Courses	Total	32
	Domestic	29
	International	3
Participant Courses completed	Total	652
	Domestic	342
	International	310
Average Class Size	Total	8
	Domestic	8
	International	9
LI Courses Completed		
LI Courses Completed	Total	6
	Domestic	6
	International	0
Upcoming LI courses scheduled	Total	1
	Domestic	1
	International	0



Data reported for the past 2-3 months are subject to change due to lag in submission of course rosters by instructors. Data reconciled quarterly.

Intentional Adulteration		
Food Defense Awareness for the IA Rule	Number of times accessed	250,563
	Total Time Spent (minutes)	1,304,189
Overview of the Intentional Adulteration Rule (IA Rule)	Number of times accessed	77,548
	Total Time Spent (minutes)	483,318
Food Defense Awareness for the IA Rule: Spanish	Number of times accessed	29,028
	Total Time Spent (minutes)	108,930

IA Key Activity Types Course (Start Date: 11/28/2018)	Enrolled	3,382
	Not Started	55
	In Progress	29
	Completed	3,292
	Total Time Spent (minutes)	196d 17h 10m 3s
IA Mitigation Strategies (Start Date: 11/28/2018)	Enrolled	3,222
	Not Started	123
	In Progress	54
	Completed	3,042
	Total Time Spent (minutes)	369d 18h 25m 58s
IA Food Defense Plan Preparation and Reanalysis Course (Start Date: 12/11/2019)	Enrolled	1,584
	Not Started	80
	In Progress	37
	Completed	1,465
	Total Time Spent (minutes)	161d 1h 20m 19s