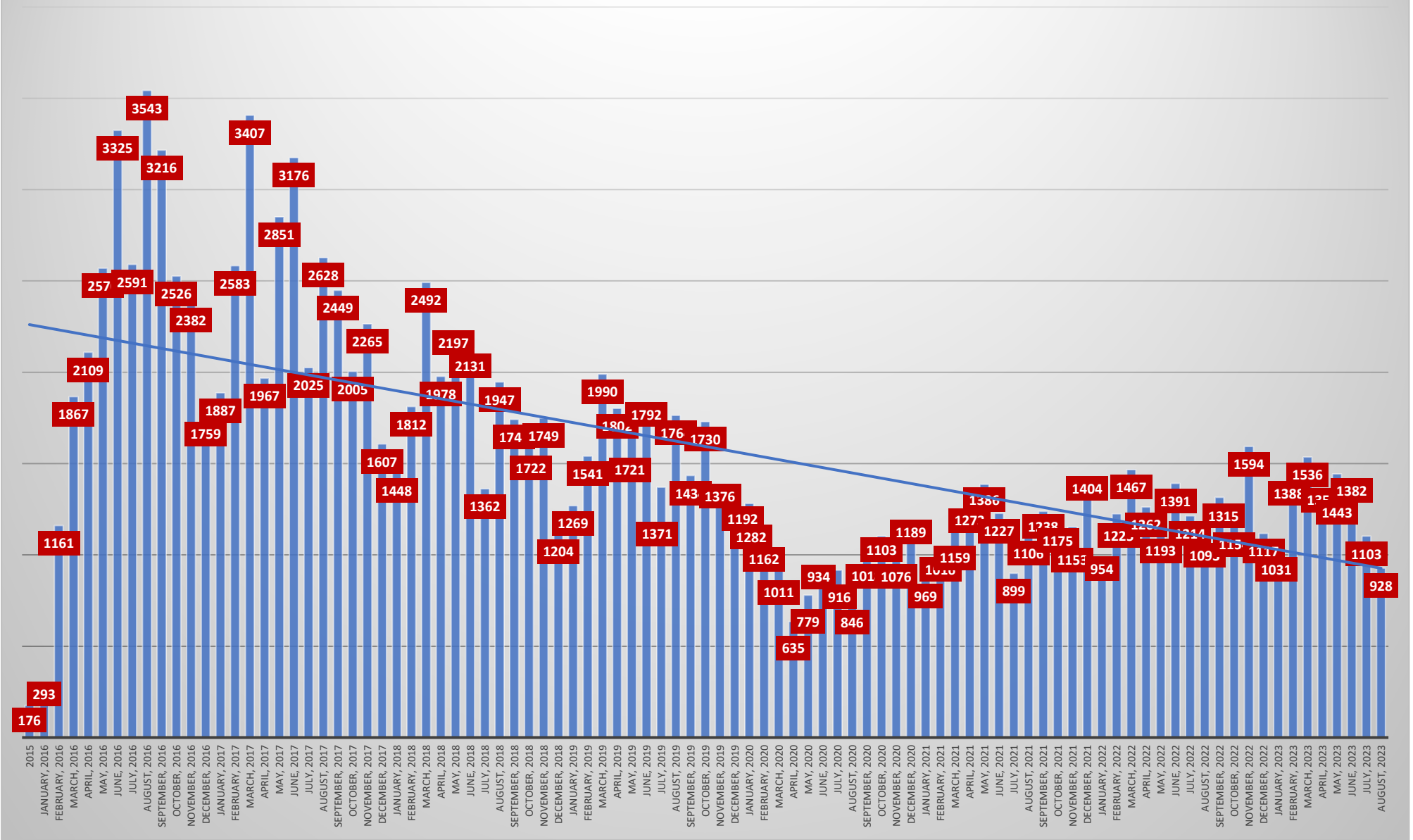


Cumulative Human Food Data		
Human Food		
Certificates issued to date	Total	148,498
	Domestic	86,644
	International	61,854
Lead Instructor certificates to date	Total	2,288
	Domestic	1,363
	International	925
Total Participant Courses Registered		
	Total	15,060
	Domestic	8,221
	International	6,839
Upcoming Registered Participant Courses		
	Total	327
	Domestic	245
	International	82
Participant Courses completed		
	Total	13,061
	Domestic	7,274
	International	5,787
Average Class Size		
	Total	11
	Domestic	12
	International	11
LI Courses Completed		
	Total	108
	Domestic	71
	International	37
Upcoming LI Courses Scheduled		
	Total	0
	Domestic	0
	International	0

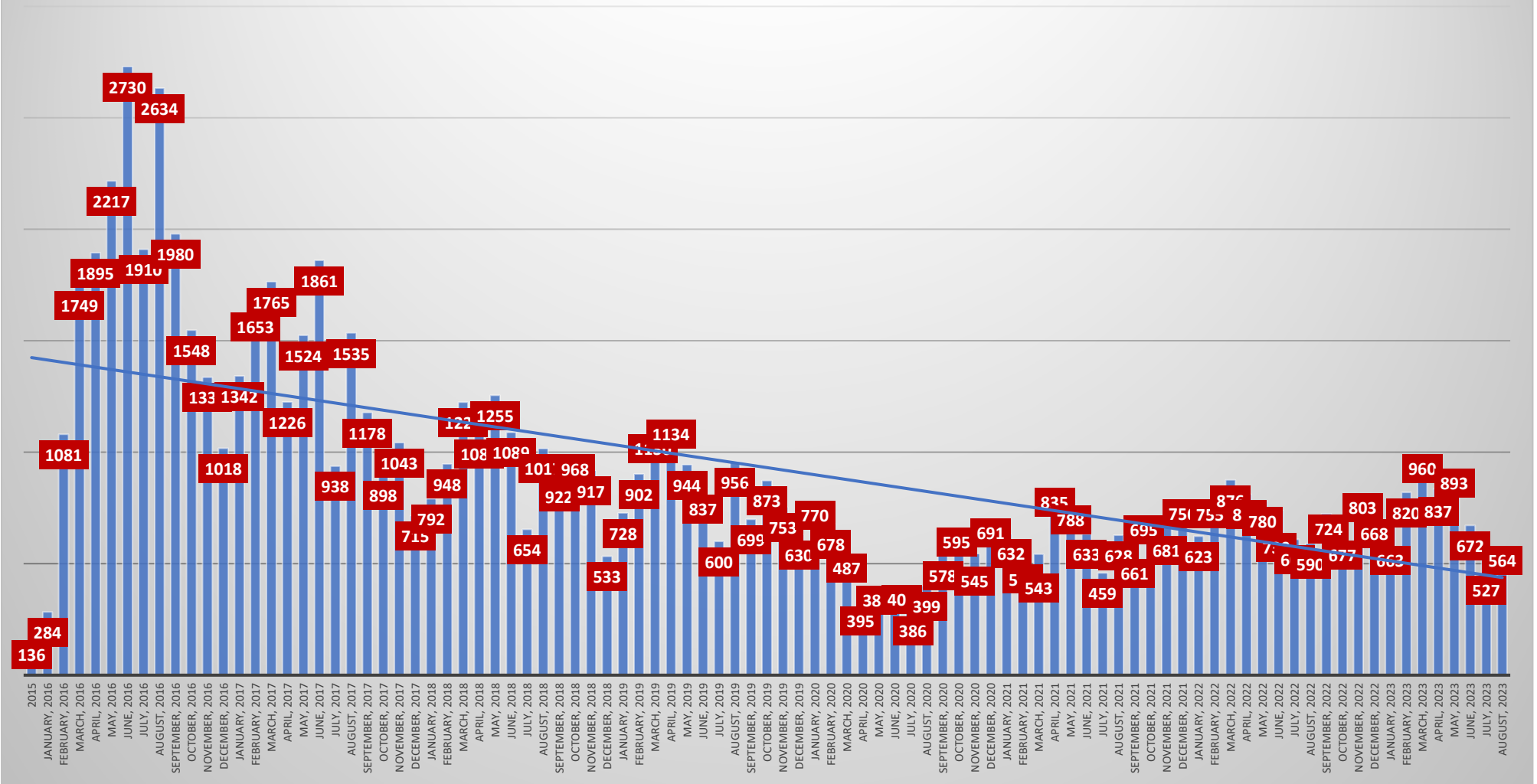
Cumulative Human Food Data		
Human Food Blended		
Enrolled Into Human Food Part 1	Total	6,477
	Domestic	5,929
	International	548
Part 1 Course Completions	Total	5,980
	Domestic	5,468
	International	512
Part 2 Certificates Issued	Total	5,371
	Domestic	4,914
	International	457
Part 2 Courses Completed	Total	953
	Domestic	870
	International	83

**Human Food Total PCQI Certificates By Month
with Trendline**



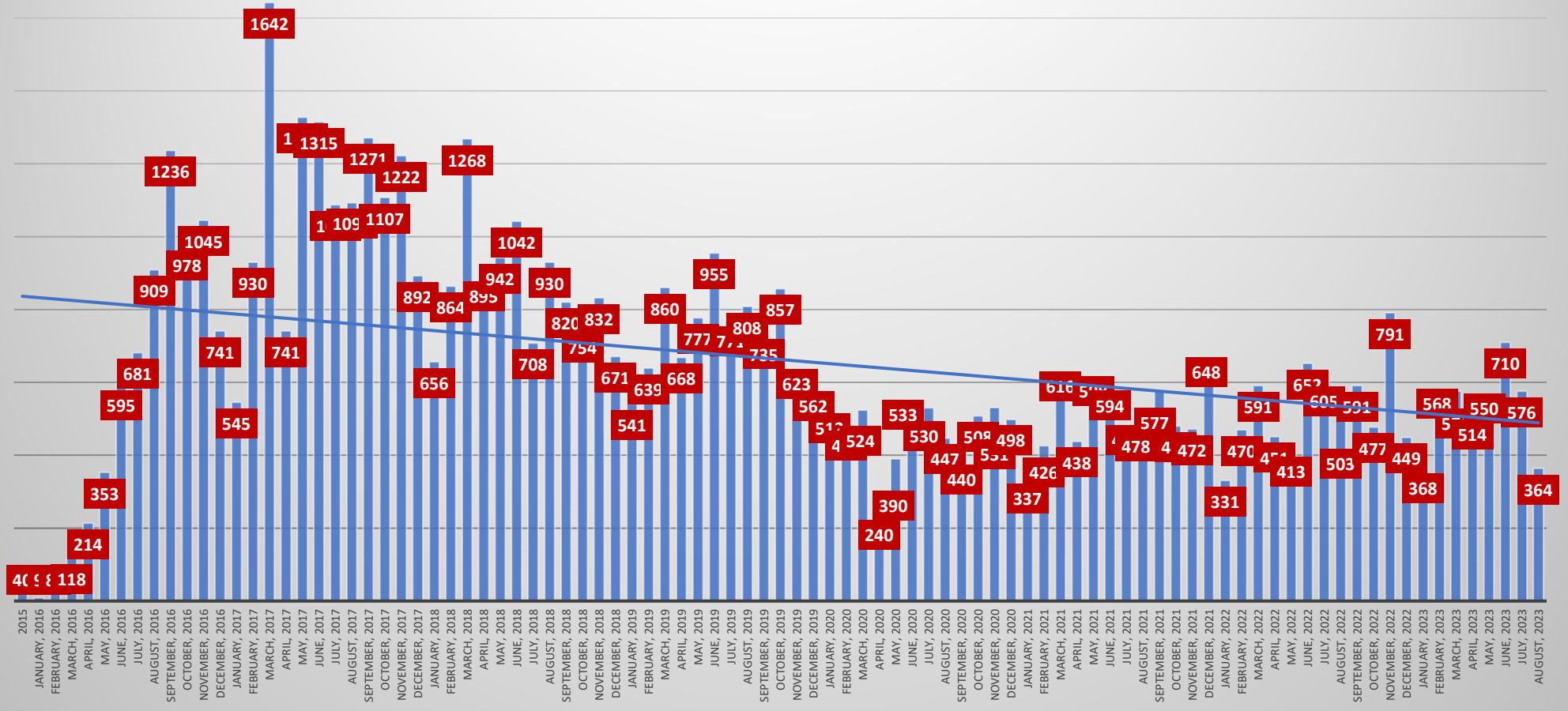
Data reported for the past 2-3 months are subject to change due to lag in submission of course rosters by instructors. Data reconciled quarterly.

Human Food Domestic PCQI Certificates By Month with Trendline

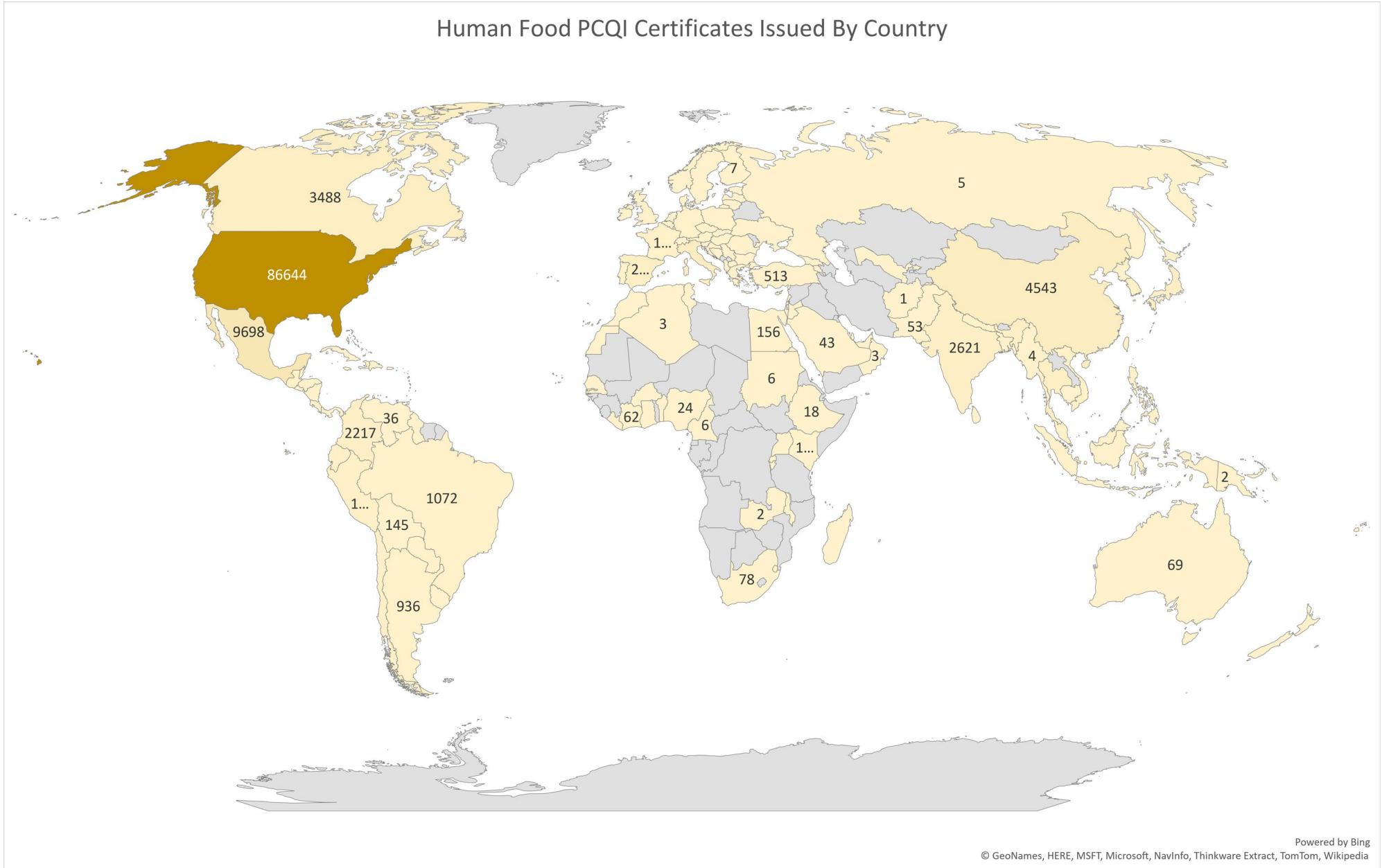


Data reported for the past 2-3 months are subject to change due to lag in submission of course rosters by instructors. Data reconciled quarterly.

Human Food International PCQI Certificates By Month with Trendline



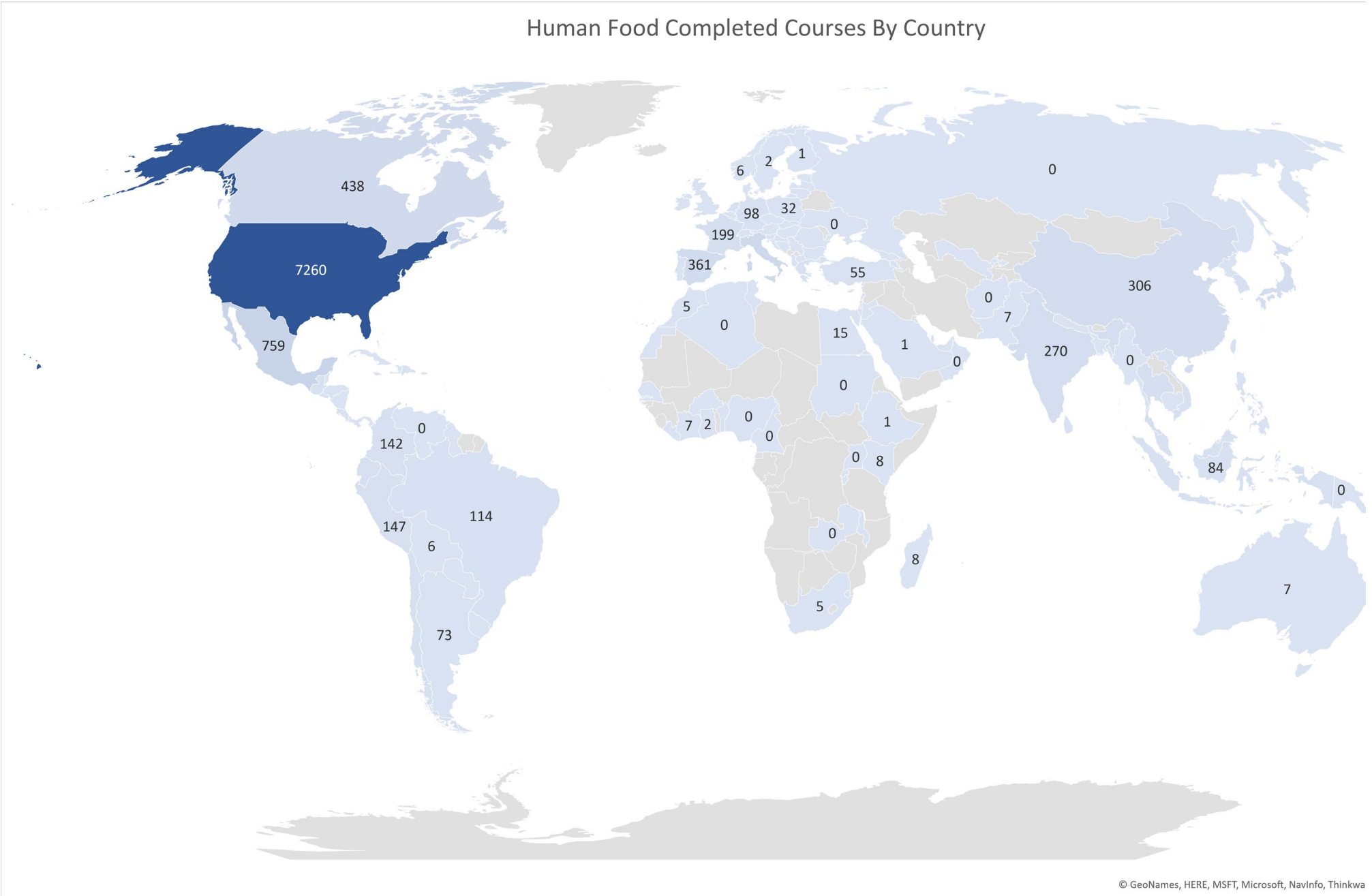
Data reported for the past 2-3 months are subject to change due to lag in submission of course rosters by instructors. Data reconciled quarterly.



Powered by Bing
© GeoNames, HERE, MSFT, Microsoft, NavInfo, Thinkware Extract, TomTom, Wikipedia

Data reported for the past 2-3 months are subject to change due to lag in submission of course rosters by instructors. Data reconciled quarterly.

Human Food Completed Courses By Country



© GeoNames, HERE, MSFT, Microsoft, NavInfo, Thinkwa

Data reported for the past 2-3 months are subject to change due to lag in submission of course rosters by instructors. Data reconciled quarterly.

Human Food Data By Country			
Country	Lead instructors	Courses Completed	Certificates Issued
Afghanistan	0	0	1
Albania	0	0	1
Andorra	0	0	3
Algeria	0	0	1
Antigua and Barbuda	0	1	3
Argentina	15	73	936
Armenia	0	0	3
Australia	3	7	69
Austria	0	2	66
Bahamas	0	0	3
Bangladesh	3	1	51
Barbados	8	12	108
Belgium	4	16	142
Belize	0	3	37
Benin	1	2	21
Bolivia	0	6	145
Bosnia and Herzegovina	0	0	9
Brazil	10	114	1,072
Bulgaria	1	4	22
Burkina Faso	0	0	3
Burundi	1	0	4
Cambodia	0	3	31
Cameroon	0	0	6
Canada	45	438	3,488
Cape Verde	0	0	4
Cayman Islands	1	0	8
Chile	21	151	1,597
China	107	306	4,543
Cocos (Keeling) Islands	0	0	1
Colombia	28	142	2,217
Congo, The Democratic Republic of the	0	0	1

Human Food Data By Country (cont.)			
Country	Lead instructors	Courses Completed	Certificates Issued
Costa Rica	13	90	902
Cote d'Ivoire	0	7	62
Croatia	1	8	32
Cuba	0	0	1
Cyprus	1	1	17
Czech Republic	0	0	6
Denmark	2	17	136
Dominican Republic	13	40	498
Ecuador	28	136	1,489
Egypt	2	15	156
El Salvador	11	31	252
Estonia	0	0	3
Eswatini	0	0	1
Ethiopia	1	1	18
Fiji	0	2	39
Finland	0	1	7
France	12	199	1,128
Gambia	1	1	27
Georgia	0	1	9
Germany	5	98	898
Ghana	10	2	24
Greece	6	42	315
Grenada	0	1	22
Guatemala	34	84	1,170
Guyana	0	4	62
Haiti	3	5	46
Honduras	8	26	466
Hong Kong	1	7	11

Human Food Data By Country (cont.)			
Country	Lead instructors	Courses Completed	Certificates Issued
Hungary	2	9	34
India	131	270	2,621
Indonesia	3	84	554
Ireland	5	43	416
Israel	2	18	526
Italy	33	502	4,164
Jamaica	12	62	577
Japan	25	245	2,648
Jordan	0	1	11
Kenya	10	8	113
Korea, Democratic People's Republic of	0	0	36
Korea, Republic of	7	92	1,306
Latvia	0	0	2
Lebanon	3	7	160
Liberia	0	0	1
Liechtenstein	0	0	2
Lithuania	1	10	82
Luxembourg	0	3	38
Madagascar	2	8	114
Malawi	0	0	8
Malaysia	7	101	896
Maldives	0	1	16
Malta	0	0	1
Mauritius	1	3	39
Mexico	94	759	9,698
Micronesia, Federated States of	0	0	1
Morocco	0	5	136
Myanmar	0	0	4

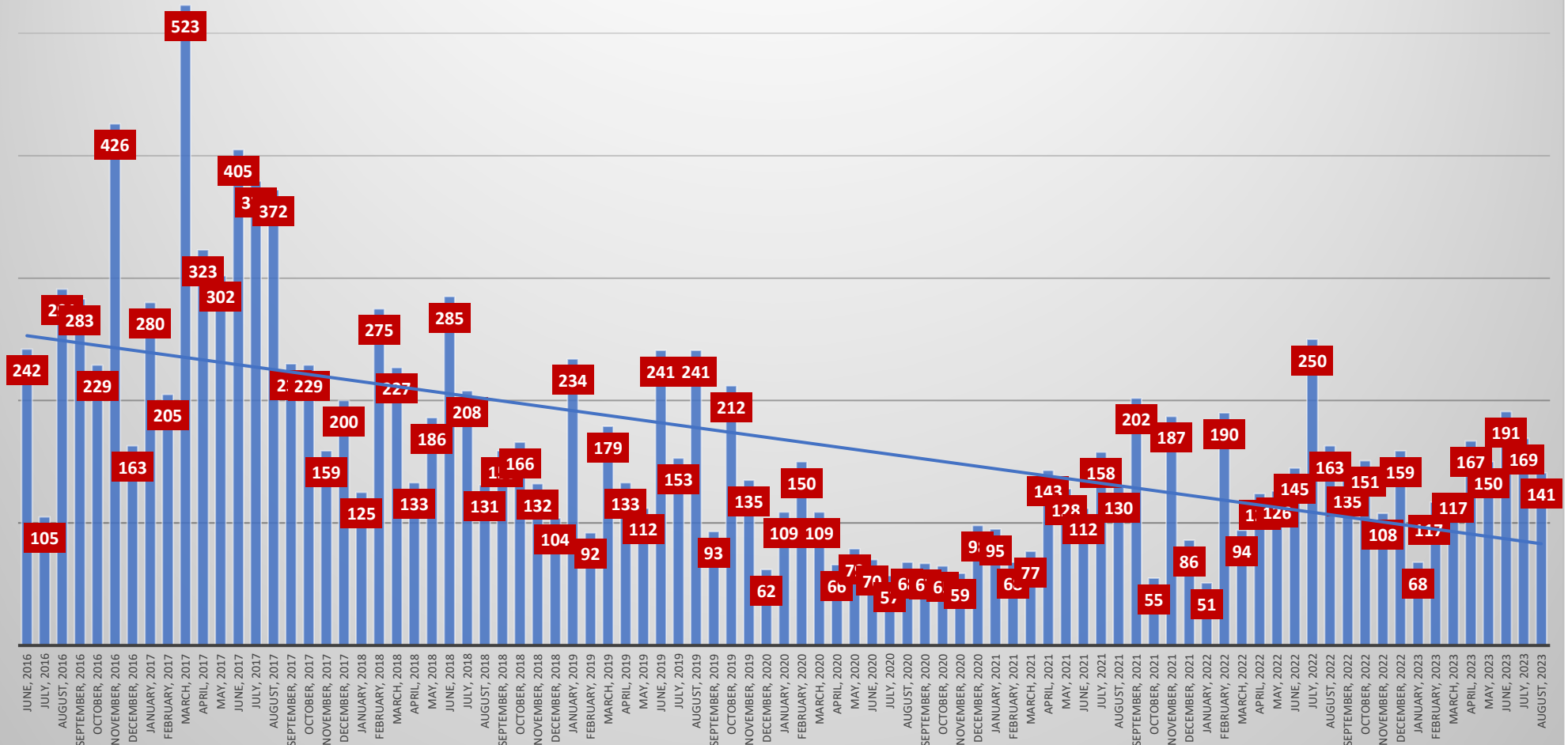
Human Food Data By Country (cont.)			
Country	Lead instructors	Courses Completed	Certificates Issued
Nepal	2	0	2
Netherlands	5	82	561
New Zealand	0	1	40
Nicaragua	0	12	205
Nigeria	1	0	24
North Macedonia	0	0	21
Norway	0	6	67
Oman	0	0	3
Pakistan	2	7	53
Panama	2	3	95
Papua New Guinea	0	0	2
Paraguay	10	18	354
Peru	46	147	1,643
Philippines	4	29	494
Poland	2	32	258
Portugal	2	22	243
Puerto Rico	1	10	48
Qatar	1	2	4
Romania	1	0	9
Russian Federation	0	0	5
Rwanda	0	0	44
Saint Lucia	1	0	2
Saudi Arabia	0	1	43
Senegal	0	0	1
Serbia	0	0	25
Singapore	2	15	177
Slovakia	0	0	7

Human Food Data By Country (cont.)			
Country	Lead instructors	Courses Completed	Certificates Issued
Slovenia	0	1	11
South Africa	1	5	78
Spain	26	361	2,989
Sri Lanka	3	19	173
Sudan	0	0	6
Sweden	0	2	32
Switzerland	1	19	191
Taiwan	10	97	1,700
Tanzania, United Republic of	1	2	10
Thailand	23	219	2,824
Trinidad and Tobago	9	31	244
Tunisia	0	1	37
Turkey	5	55	513
Turks and Caicos Islands	0	0	1
Uganda	3	0	13
Ukraine	1	0	11
United Arab Emirates	2	2	55
United Kingdom	10	58	442
United States	1,363	7,260	86,644
Uruguay	0	15	156
Uzbekistan	1	0	1
Venezuela	0	0	36
Vietnam	8	111	1,302
Zambia	1	0	2

Cumulative Animal Food Data		
Animal Food		
Certificates issued to date	Total	14,618
	Domestic	13,103
	International	1,515
Lead Instructor certificates to date	Total	340
	Domestic	268
	International	72
Total Participant Courses Registered		
Total Participant Courses Registered	Total	1,407
	Domestic	1,217
	International	190
Upcoming Registered Participant Courses	Total	75
	Domestic	74
	International	1
Participant Courses completed	Total	1,176
	Domestic	1,034
	International	142
Average Class Size	Total	12
	Domestic	13
	International	11
LI Courses Completed		
LI Courses Completed	Total	16
	Domestic	12
	International	4
Upcoming LI courses scheduled	Total	1
	Domestic	1
	International	0

Cumulative Animal Food Data		
Animal Food Blended		
Enrolled Into Animal Food Part 1	Total	745
	Domestic	728
	International	17
Part 1 Course Completions	Total	670
	Domestic	654
	International	16
Part 2 Certificates Issued	Total	585
	Domestic	571
	International	14
Part 2 Courses Completed	Total	172
	Domestic	169
	International	3
Current Good Manufacturing Practices (CGMPs) for Animal Food Production		
Enrolled Into CGMP	Total	118
	Domestic	114
	International	4
CGMP Course Completions	Total	98
	Domestic	97
	International	1

Animal Food Total PCQI Certificates By Month with Trendline

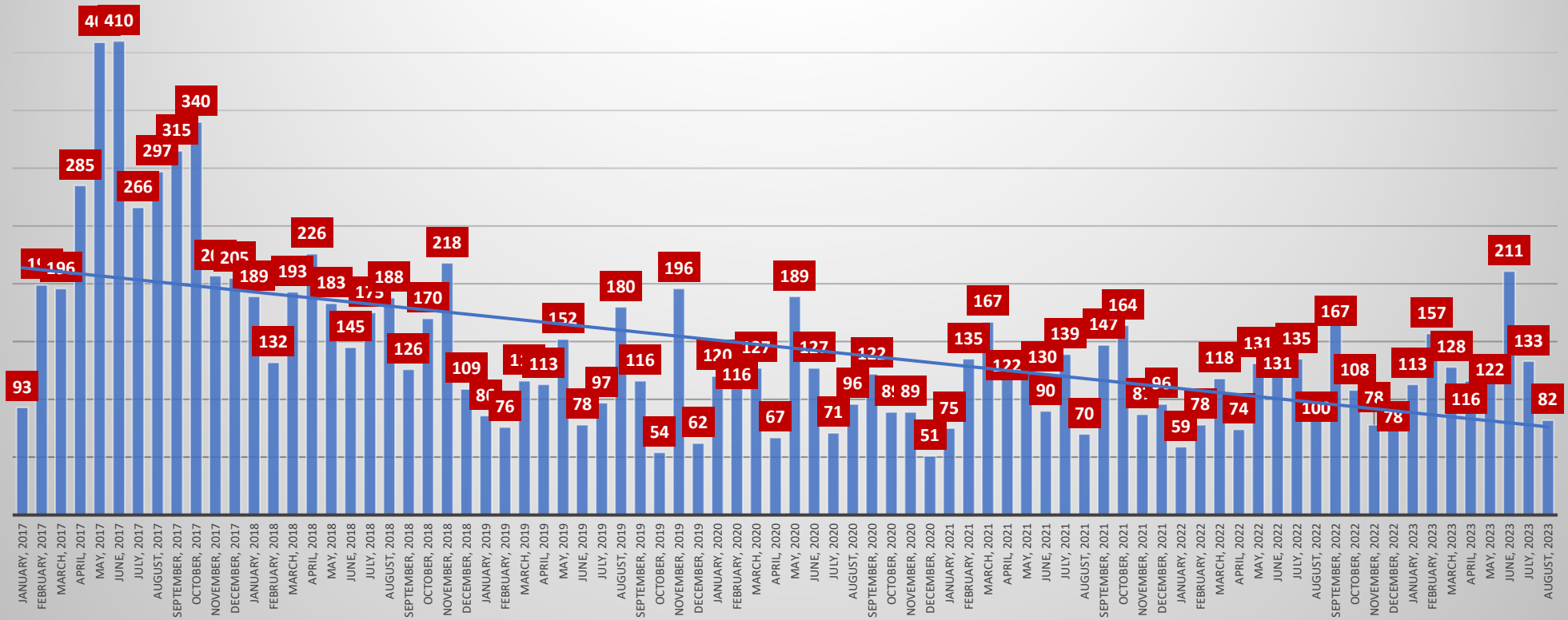


Data reported for the past 2-3 months are subject to change due to lag in submission of course rosters by instructors. Data reconciled quarterly.

Cumulative FSVP Data		
FSVP		
Certificates issued to date	Total	11,607
	Domestic	9,801
	International	1,806
Lead Instructor certificates to date	Total	363
	Domestic	306
	International	57
Total Participant Courses Registered	Total	1,988
	Domestic	1,600
	International	388
Upcoming Registered Participant Courses	Total	84
	Domestic	77
	International	7
Participant Courses completed	Total	1,428
	Domestic	1,206
	International	222
Average Class Size	Total	8
	Domestic	8
	International	8
LI Courses Completed	Total	17
	Domestic	17
	International	0
Upcoming LI courses scheduled	Total	0
	Domestic	0
	International	0

Cumulative FSVP Data		
FSVP Blended		
Enrolled Into FSVP Part 1	Total	634
	Domestic	591
	International	43
Part 1 Course Completions	Total	544
	Domestic	505
	International	39
Part 2 Certificates Issued	Total	439
	Domestic	416
	International	23
Part 2 Courses Completed	Total	110
	Domestic	110
	International	0

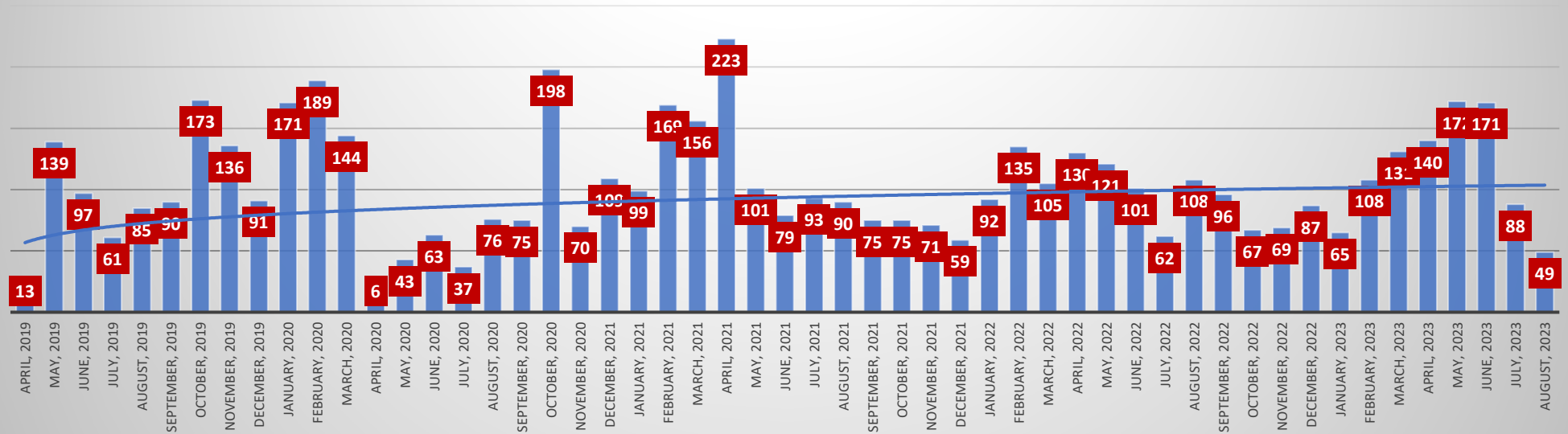
FSVP Total Certificates By Month with Trendline



Data reported for the past 2-3 months are subject to change due to lag in submission of course rosters by instructors. Data reconciled quarterly.

Cumulative IAVA Data		
IAVA		
Certificates issued to date	Total	5,453
	Domestic	2,657
	International	2,796
Lead Instructor certificates to date	Total	74
	Domestic	54
	International	20
Total Participant Courses Registered	Total	825
	Domestic	461
	International	364
Upcoming Registered Participant Courses	Total	27
	Domestic	24
	International	3
Participant Courses completed	Total	662
	Domestic	349
	International	313
Average Class Size	Total	8
	Domestic	8
	International	9
LI Courses Completed	Total	6
	Domestic	6
	International	0
Upcoming LI courses scheduled	Total	1
	Domestic	1
	International	0

IAVA Total Certificates By Month with Trendline



Data reported for the past 2-3 months are subject to change due to lag in submission of course rosters by instructors. Data reconciled quarterly.

Intentional Adulteration		
Food Defense Awareness for the IA Rule	Number of times accessed	254,389
	Total Time Spent (minutes)	1,317,579
Overview of the Intentional Adulteration Rule (IA Rule)	Number of times accessed	78,778
	Total Time Spent (minutes)	489,019
Food Defense Awareness for the IA Rule: Spanish	Number of times accessed	30,510
	Total Time Spent (minutes)	112,258

IA Key Activity Types Course (Start Date: 11/28/2018)	Enrolled	3,421
	Not Started	53
	In Progress	30
	Completed	3,332
	Total Time Spent (minutes)	199d 14h 2m 10s
IA Mitigation Strategies (Start Date: 11/28/2018)	Enrolled	3,251
	Not Started	118
	In Progress	54
	Completed	3,076
	Total Time Spent (minutes)	374d 14h 29m 24s
IA Food Defense Plan Preparation and Reanalysis Course (Start Date: 12/11/2019)	Enrolled	1,611
	Not Started	82
	In Progress	35
	Completed	1,492
	Total Time Spent (minutes)	164d 10h 54m 43s