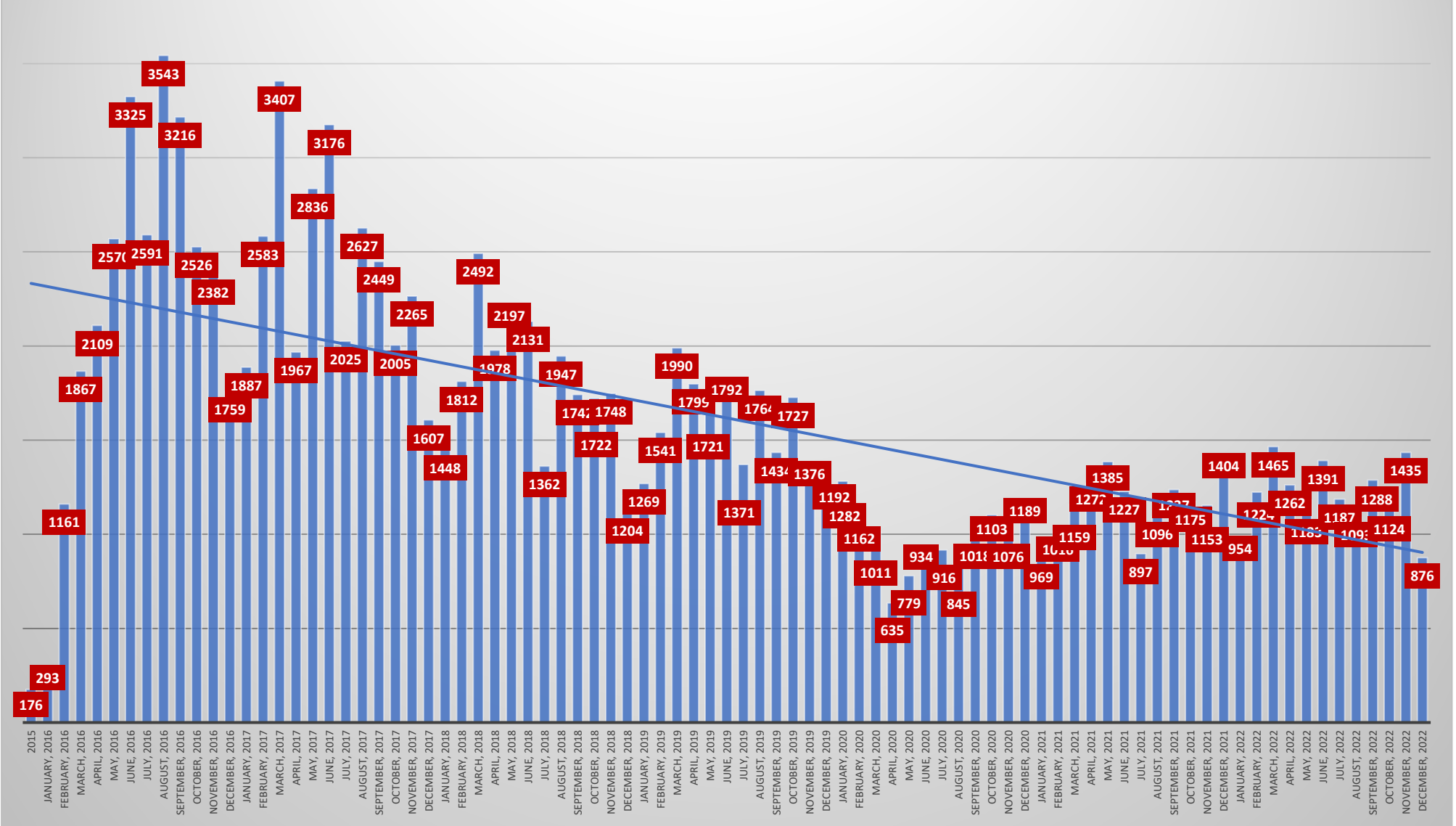


Cumulative Human Food Data		
Human Food		
Certificates issued to date	Total	137,460
	Domestic	80,439
	International	57,021
Lead Instructor certificates to date	Total	2,255
	Domestic	1,341
	International	914
Total Participant Courses Registered		
Total Participant Courses Registered	Total	14,198
	Domestic	7,755
	International	6,443
Upcoming Registered Participant Courses	Total	319
	Domestic	231
	International	88
Participant Courses completed	Total	11,923
	Domestic	6,616
	International	5,307
Average Class Size	Total	12
	Domestic	12
	International	11
LI Courses Completed		
LI Courses Completed	Total	105
	Domestic	68
	International	37
Upcoming LI Courses Scheduled	Total	0
	Domestic	0
	International	0

Cumulative Human Food Data

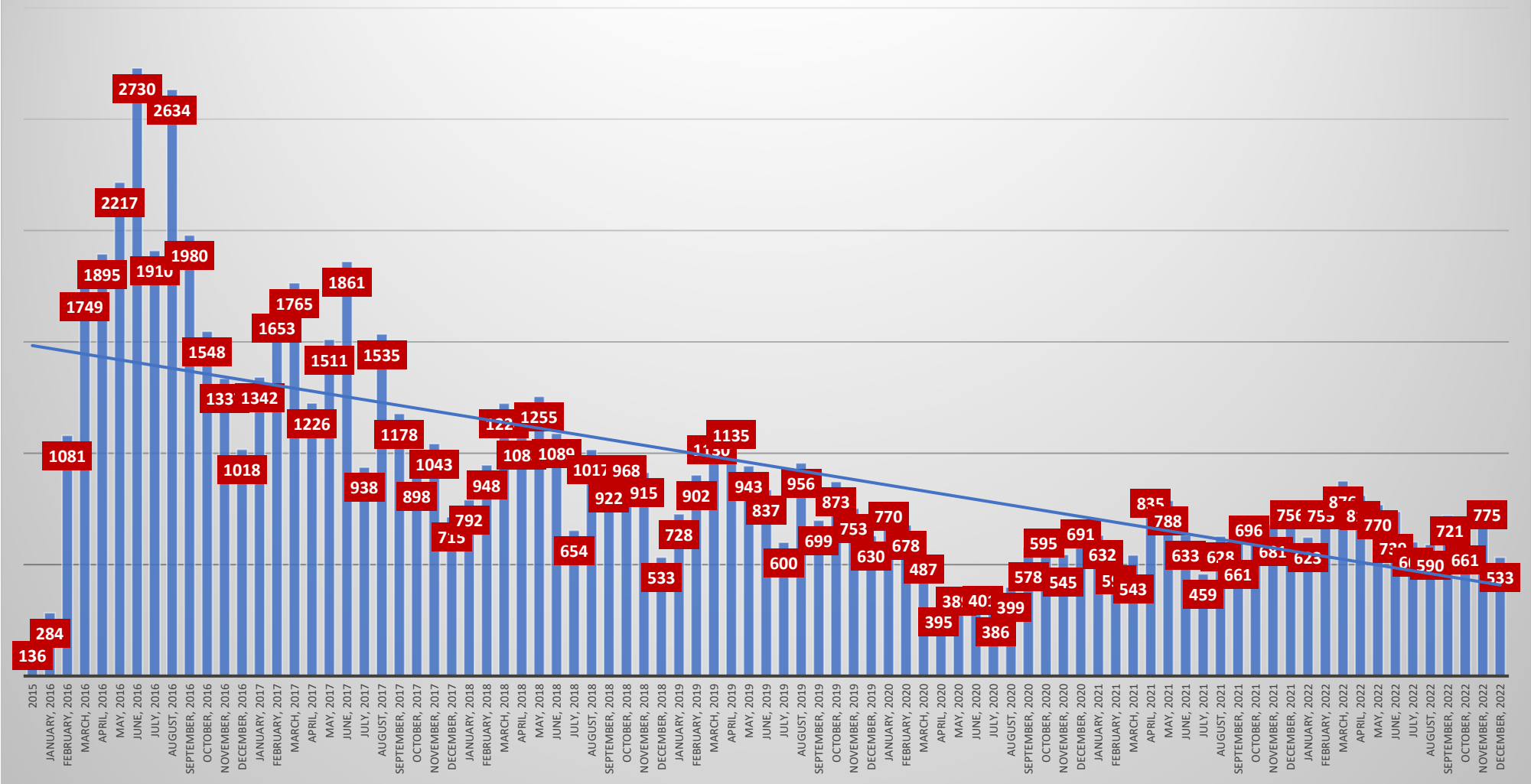
Human Food Blended		
Enrolled Into Human Food Part 1	Total	5,700
	Domestic	5,226
	International	474
Part 1 Course Completions	Total	5,240
	Domestic	4,794
	International	446
Part 2 Certificates Issued	Total	4,684
	Domestic	4,285
	International	399
Part 2 Courses Completed	Total	839
	Domestic	759
	International	80

Human Food Total PCQI Certificates By Month with Trendline



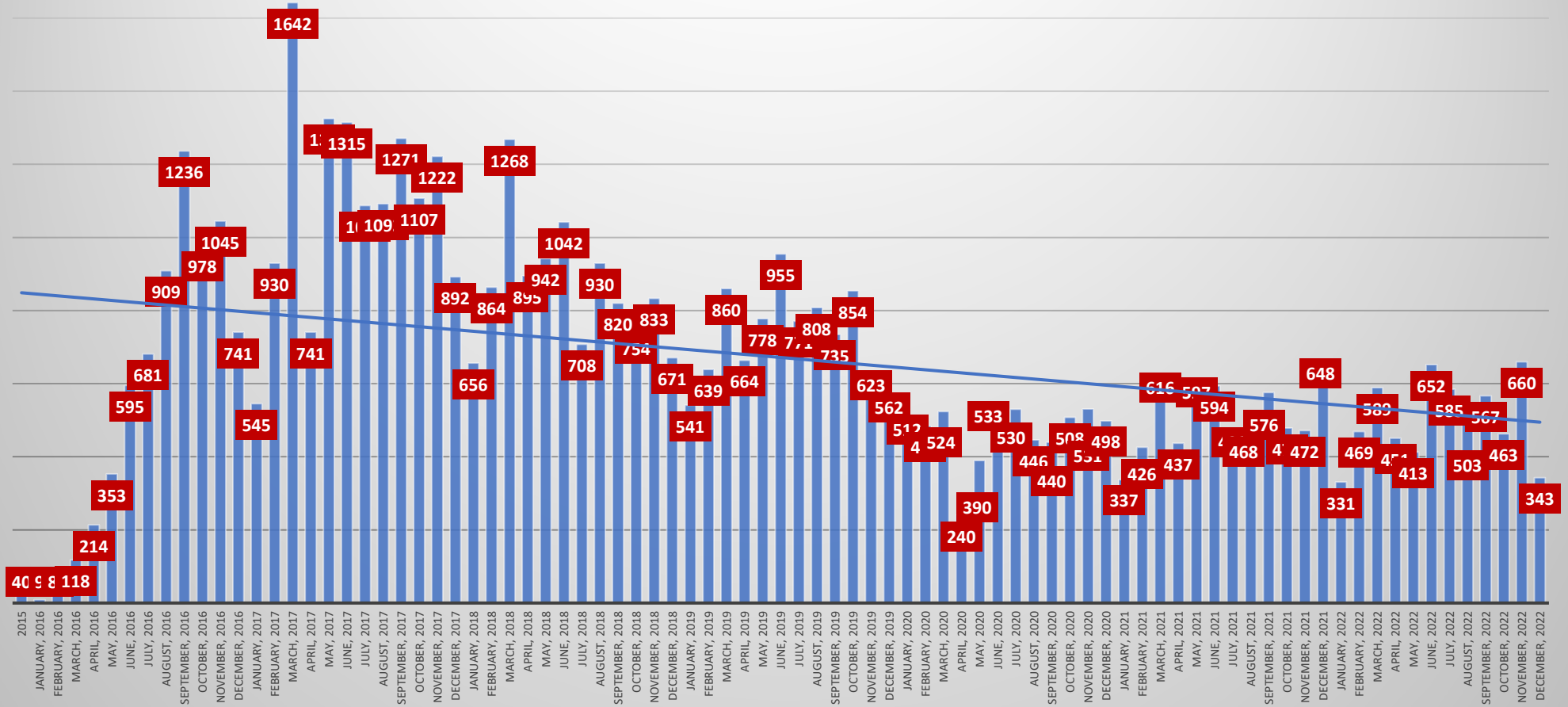
Data reported for the past 2-3 months are subject to change due to lag in submission of course rosters by instructors. Data reconciled quarterly.

Human Food Domestic PCQI Certificates By Month with Trendline



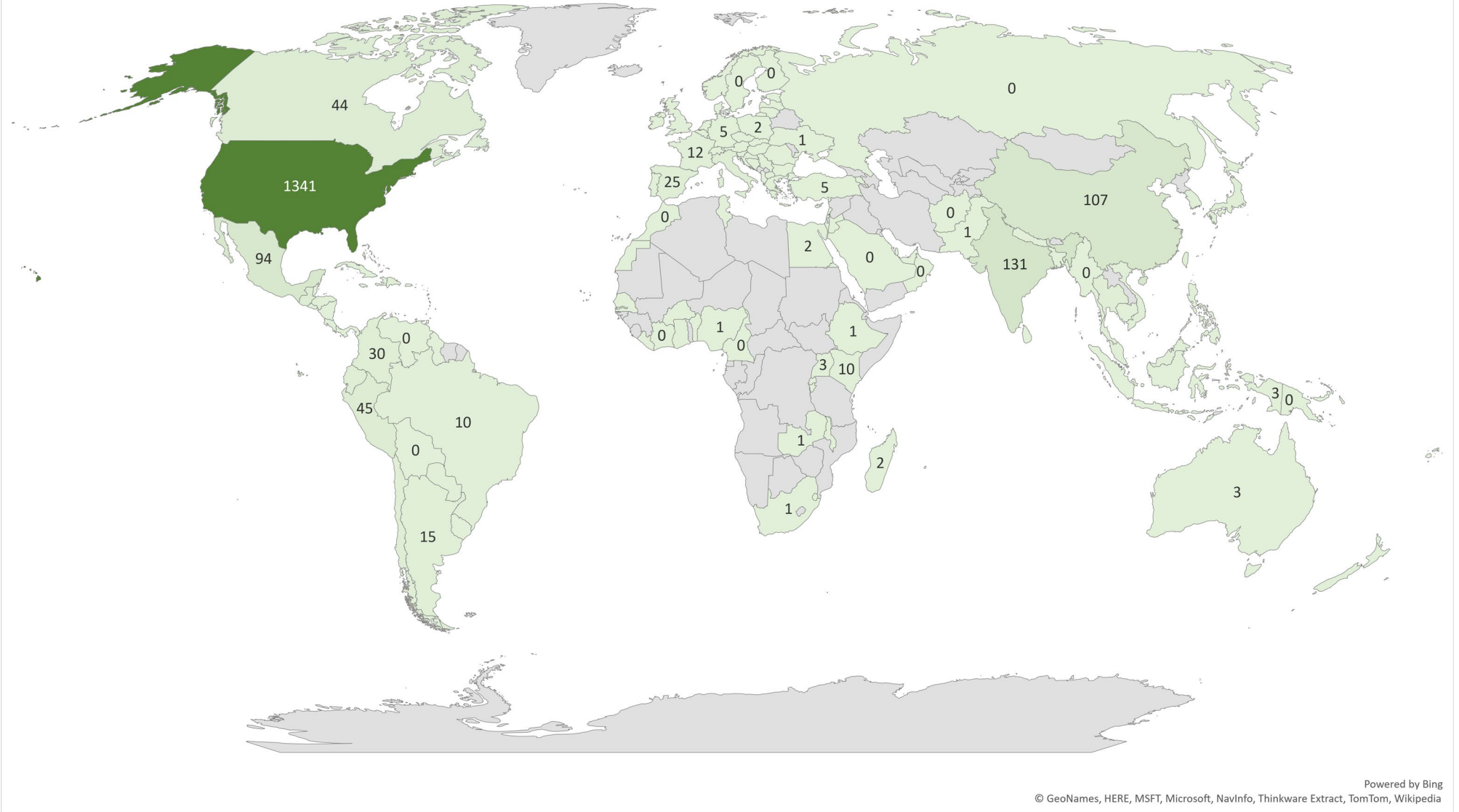
Data reported for the past 2-3 months are subject to change due to lag in submission of course rosters by instructors. Data reconciled quarterly.

Human Food International PCQI Certificates By Month with Trendline

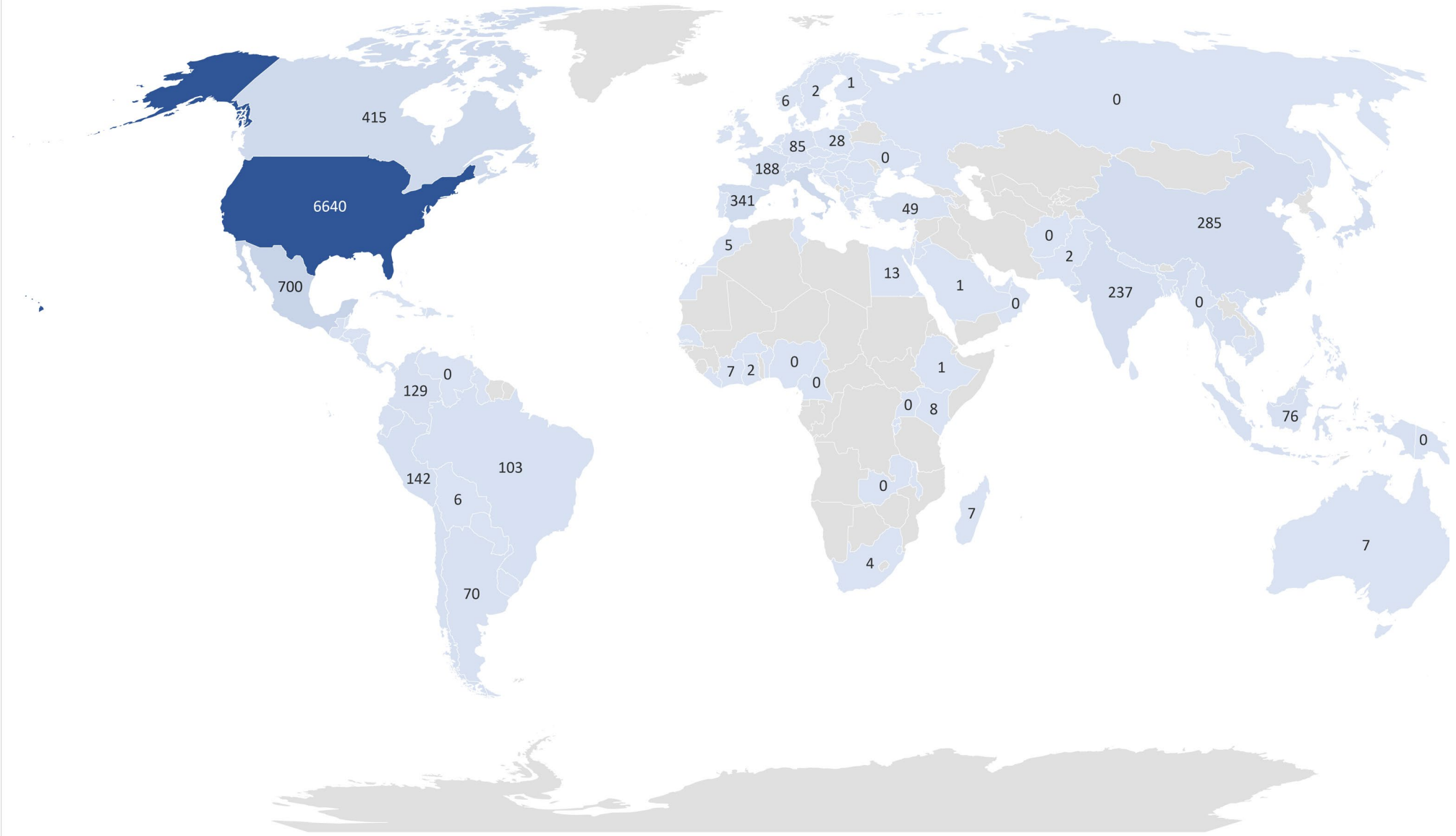


Data reported for the past 2-3 months are subject to change due to lag in submission of course rosters by instructors. Data reconciled quarterly.

Human Food Lead Instructors By Country



Human Food Completed Courses By Country



© GeoNames, HERE, MSFT, Microsoft, NavInfo, Thinkwa

Data reported for the past 2-3 months are subject to change due to lag in submission of course rosters by instructors. Data reconciled quarterly.

Human Food Data By Country			
Country	Lead instructors	Courses Completed	Certificates Issued
Afghanistan	0	0	1
Albania	0	0	1
Andorra	0	0	1
Antigua and Barbuda	0	1	3
Argentina	15	70	885
Armenia	0	0	3
Australia	3	7	64
Austria	0	2	63
Bahamas	0	0	3
Bangladesh	3	1	51
Barbados	8	12	104
Belgium	1	14	131
Belize	0	3	31
Benin	1	2	21
Bolivia	0	6	137
Bosnia and Herzegovina	0	0	9
Brazil	10	103	972
Bulgaria	1	4	22
Burkina Faso	0	0	3
Burundi	1	0	4
Cambodia	0	3	31
Cameroon	0	0	6
Canada	44	415	3,174
Cape Verde	0	0	4
Cayman Islands	1	0	6
Chile	21	139	1,512
China	107	285	4,255
Cocos (Keeling) Islands	0	0	1
Colombia	30	129	2,040
Costa Rica	11	81	855
Cote d'Ivoire	0	7	62

Human Food Data By Country (cont.)			
Country	Lead instructors	Courses Completed	Certificates Issued
Croatia	1	8	32
Cuba	0	0	1
Cyprus	1	1	17
Czech Republic	0	0	6
Denmark	2	15	119
Dominican Republic	13	38	442
Ecuador	28	128	1,416
Egypt	2	13	123
El Salvador	11	30	223
Estonia	0	0	3
Eswatini	0	0	1
Ethiopia	1	1	18
Fiji	0	2	38
Finland	0	1	7
France	12	188	1,059
Gambia	1	1	27
Germany	5	85	783
Ghana	10	2	23
Greece	6	39	297
Grenada	0	1	19
Guatemala	34	78	1,076
Guyana	0	4	61
Haiti	3	5	46
Honduras	8	25	455
Hong Kong	1	4	11
Hungary	2	8	31
India	131	237	2,334
Indonesia	3	76	522

Human Food Data By Country (cont.)			
Country	Lead instructors	Courses Completed	Certificates Issued
Ireland	5	37	361
Israel	2	15	473
Italy	33	478	3,973
Jamaica	12	56	530
Japan	24	226	2,440
Jordan	0	1	10
Kenya	10	8	112
Korea, Republic of	7	83	1,177
Latvia	0	0	2
Lebanon	3	7	134
Liberia	0	0	1
Liechtenstein	0	0	2
Lithuania	1	9	73
Luxembourg	0	3	38
Macedonia, The Former Yugoslav Republic of	0	0	0
Madagascar	2	7	103
Malawi	0	0	6
Malaysia	7	91	817
Maldives	0	1	15
Malta	0	0	1
Mauritius	1	3	37
Mexico	94	700	8,893
Morocco	0	5	124
Myanmar	0	0	2
Nepal	2	0	2
Netherlands	5	75	500
New Zealand	0	1	31
Nicaragua	0	12	182

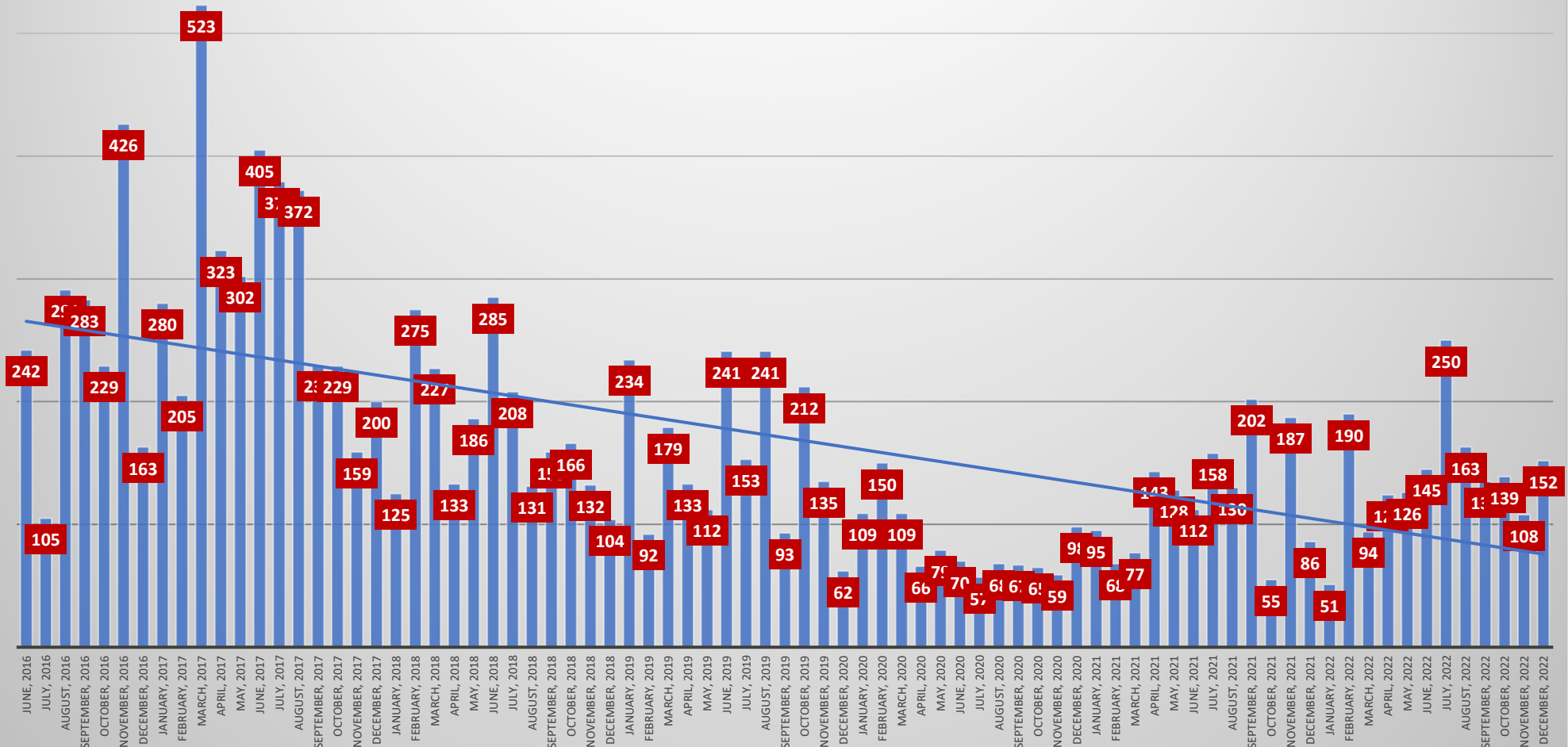
Human Food Data By Country (cont.)			
Country	Lead instructors	Courses Completed	Certificates Issued
Nigeria	1	0	24
Norway	0	6	63
Oman	0	0	3
Pakistan	1	2	33
Panama	2	3	91
Papua New Guinea	0	0	2
Paraguay	10	18	345
Peru	45	142	1,584
Philippines	4	27	473
Poland	2	28	233
Portugal	2	22	232
Puerto Rico	0	6	21
Qatar	1	1	2
Romania	1	0	8
Russian Federation	0	0	5
Rwanda	0	0	44
Saint Lucia	1	0	2
Saudi Arabia	0	1	37
Senegal	0	0	1
Serbia	0	0	24
Singapore	2	13	159
Slovakia	0	0	5
Slovenia	0	1	9
South Africa	1	4	65
Spain	25	341	2,779
Sri Lanka	3	16	154
Sweden	0	2	31

Human Food Data By Country (cont.)			
Country	Lead instructors	Courses Completed	Certificates Issued
Switzerland	1	19	186
Taiwan	10	88	1,556
Tanzania, United Republic of	1	2	10
Thailand	23	205	2,667
Trinidad and Tobago	8	25	174
Tunisia	0	1	36
Turkey	5	49	416
Turks and Caicos Islands	0	0	1
Uganda	3	0	13
Ukraine	1	0	11
United Arab Emirates	2	2	44
United Kingdom	10	57	418
United States	1,341	6,640	80,439
Uruguay	0	15	149
Venezuela	0	0	33
Vietnam	8	96	1,192
Zambia	1	0	2

Cumulative Animal Food Data		
Animal Food		
Certificates issued to date	Total	13,479
	Domestic	12,060
	International	1,419
Lead Instructor certificates to date	Total	340
	Domestic	268
	International	72
Total Participant Courses Registered		
Total Participant Courses Registered	Total	1,273
	Domestic	1,095
	International	178
Upcoming Registered Participant Courses	Total	68
	Domestic	60
	International	8
Participant Courses completed	Total	1,052
	Domestic	921
	International	131
Average Class Size	Total	13
	Domestic	13
	International	11
LI Courses Completed		
LI Courses Completed	Total	16
	Domestic	12
	International	4
Upcoming LI courses scheduled	Total	0
	Domestic	0
	International	0

Cumulative Animal Food Data		
Animal Food Blended		
Enrolled Into Animal Food Part 1	Total	617
	Domestic	606
	International	11
Part 1 Course Completions	Total	555
	Domestic	546
	International	9
Part 2 Certificates Issued	Total	466
	Domestic	458
	International	8
Part 2 Courses Completed	Total	134
	Domestic	131
	International	3
Current Good Manufacturing Practices (CGMPs) for Animal Food Production		
Enrolled Into CGMP	Total	104
	Domestic	101
	International	3
CGMP Course Completions	Total	84
	Domestic	84
	International	0

Animal Food Total PCQI Certificates By Month with Trendline

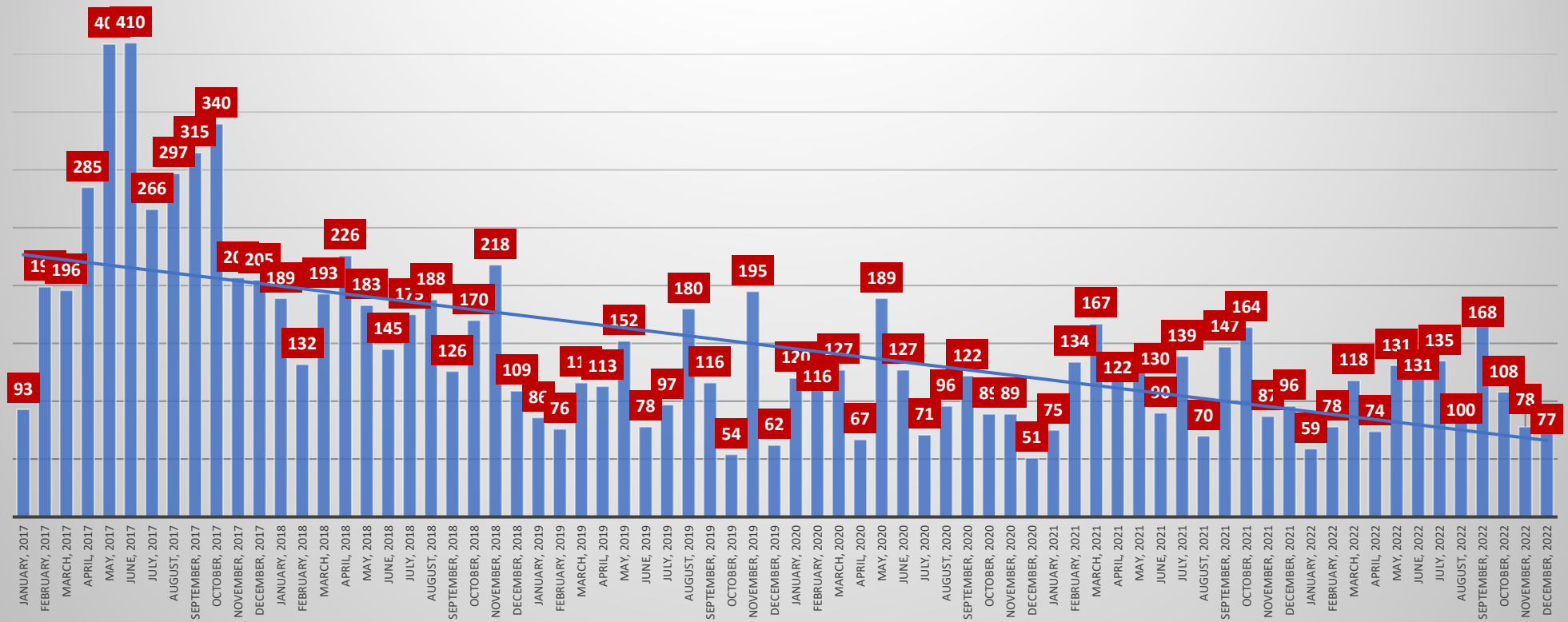


Data reported for the past 2-3 months are subject to change due to lag in submission of course rosters by instructors. Data reconciled quarterly.

Cumulative FSVP Data		
FSVP		
Certificates issued to date	Total	10,543
	Domestic	8,952
	International	1,591
Lead Instructor certificates to date	Total	363
	Domestic	306
	International	57
Total Participant Courses Registered	Total	1,800
	Domestic	1,444
	International	356
Upcoming Registered Participant Courses	Total	87
	Domestic	74
	International	13
Participant Courses completed	Total	1,261
	Domestic	1,063
	International	198
Average Class Size	Total	8
	Domestic	8
	International	8
LI Courses Completed	Total	17
	Domestic	17
	International	0
Upcoming LI courses scheduled	Total	0
	Domestic	0
	International	0

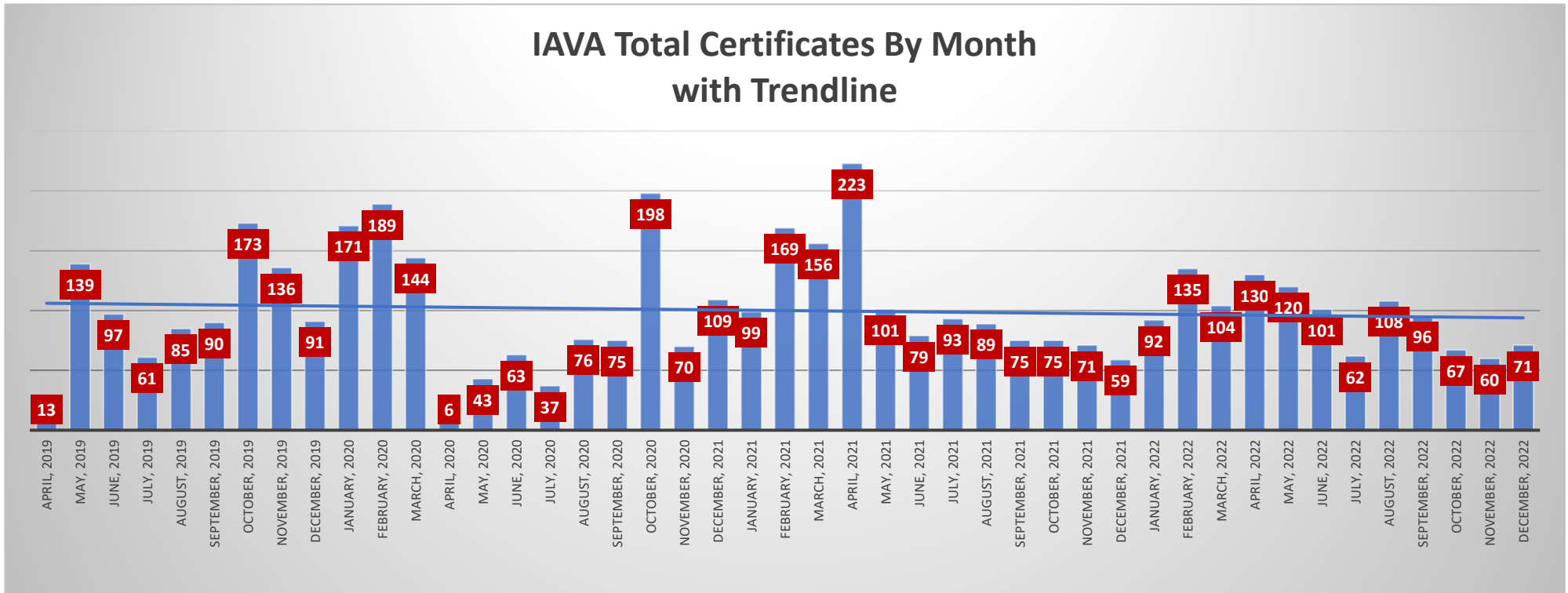
Cumulative FSVP Data		
FSVP Blended		
Enrolled Into FSVP Part 1	Total	336
	Domestic	321
	International	15
Part 1 Course Completions	Total	306
	Domestic	291
	International	15
Part 2 Certificates Issued	Total	345
	Domestic	333
	International	12
Part 2 Courses Completed	Total	89
	Domestic	89
	International	0

FSVP Total Certificates By Month with Trendline



Data reported for the past 2-3 months are subject to change due to lag in submission of course rosters by instructors. Data reconciled quarterly.

Cumulative IAVA Data		
IAVA		
Certificates issued to date	Total	4,501
	Domestic	2,315
	International	2,186
Lead Instructor certificates to date	Total	74
	Domestic	54
	International	20
Total Participant Courses Registered		
Total Participant Courses Registered	Total	685
	Domestic	400
	International	285
Upcoming Registered Participant Courses	Total	47
	Domestic	41
	International	6
Participant Courses completed	Total	532
	Domestic	292
	International	240
Average Class Size	Total	8
	Domestic	8
	International	9
LI Courses Completed		
LI Courses Completed	Total	6
	Domestic	6
	International	0
Upcoming LI courses scheduled	Total	0
	Domestic	0
	International	0



Data reported for the past 2-3 months are subject to change due to lag in submission of course rosters by instructors. Data reconciled quarterly.

Intentional Adulteration		
Food Defense Awareness for the IA Rule	Number of times accessed	218,367
	Total Time Spent (minutes)	1,209,737
Overview of the Intentional Adulteration Rule (IA Rule)	Number of times accessed	66,940
	Total Time Spent (minutes)	444,717
Food Defense Awareness for the IA Rule: Spanish	Number of times accessed	19,879
	Total Time Spent (minutes)	81,741

IA Key Activity Types Course (Start Date: 11/28/2018)	Enrolled	3,136
	Not Started	55
	In Progress	28
	Completed	3,049
	Total Time Spent (minutes)	183d 17h 19m 37s
IA Mitigation Strategies (Start Date: 11/28/2018)	Enrolled	2,972
	Not Started	117
	In Progress	51
	Completed	2,802
	Total Time Spent (minutes)	342d 11h 40m 58s
IA Food Defense Plan Preparation and Reanalysis Course (Start Date: 12/11/2019)	Enrolled	1,394
	Not Started	81
	In Progress	36
	Completed	1,275
	Total Time Spent (minutes)	140d 21h 19m 26s