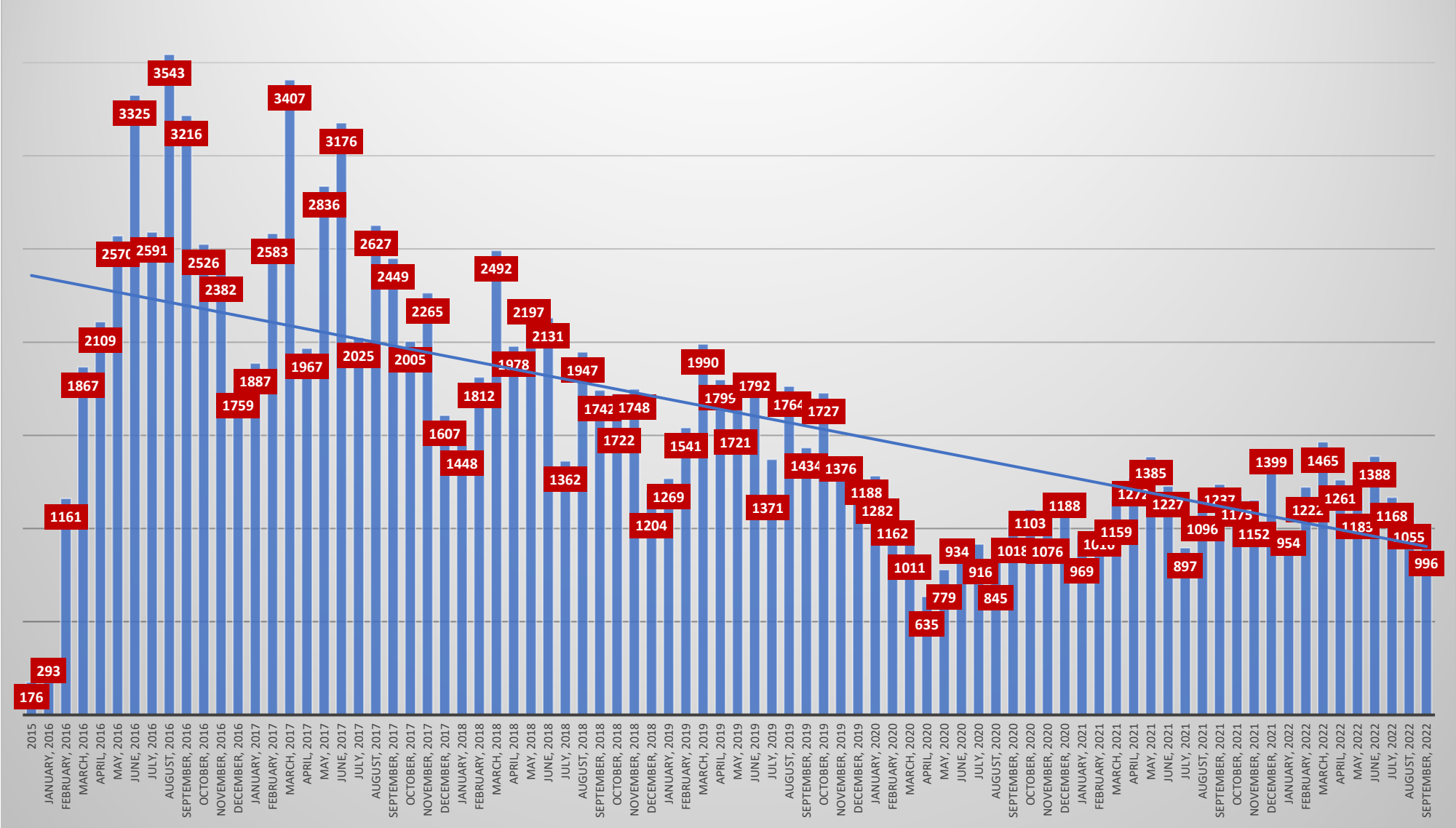


Cumulative Human Food Data		
Human Food		
Certificates issued to date	Total	133,696
	Domestic	78,344
	International	55,352
Lead Instructor certificates to date	Total	2,252
	Domestic	1,339
	International	913
Total Participant Courses Registered		
Total Participant Courses Registered	Total	13,717
	Domestic	7,498
	International	6,219
Upcoming Registered Participant Courses	Total	317
	Domestic	221
	International	96
Participant Courses completed	Total	11,499
	Domestic	6,380
	International	5,119
Average Class Size	Total	12
	Domestic	12
	International	11
LI Courses Completed		
LI Courses Completed	Total	105
	Domestic	68
	International	37
Upcoming LI Courses Scheduled	Total	0
	Domestic	0
	International	0

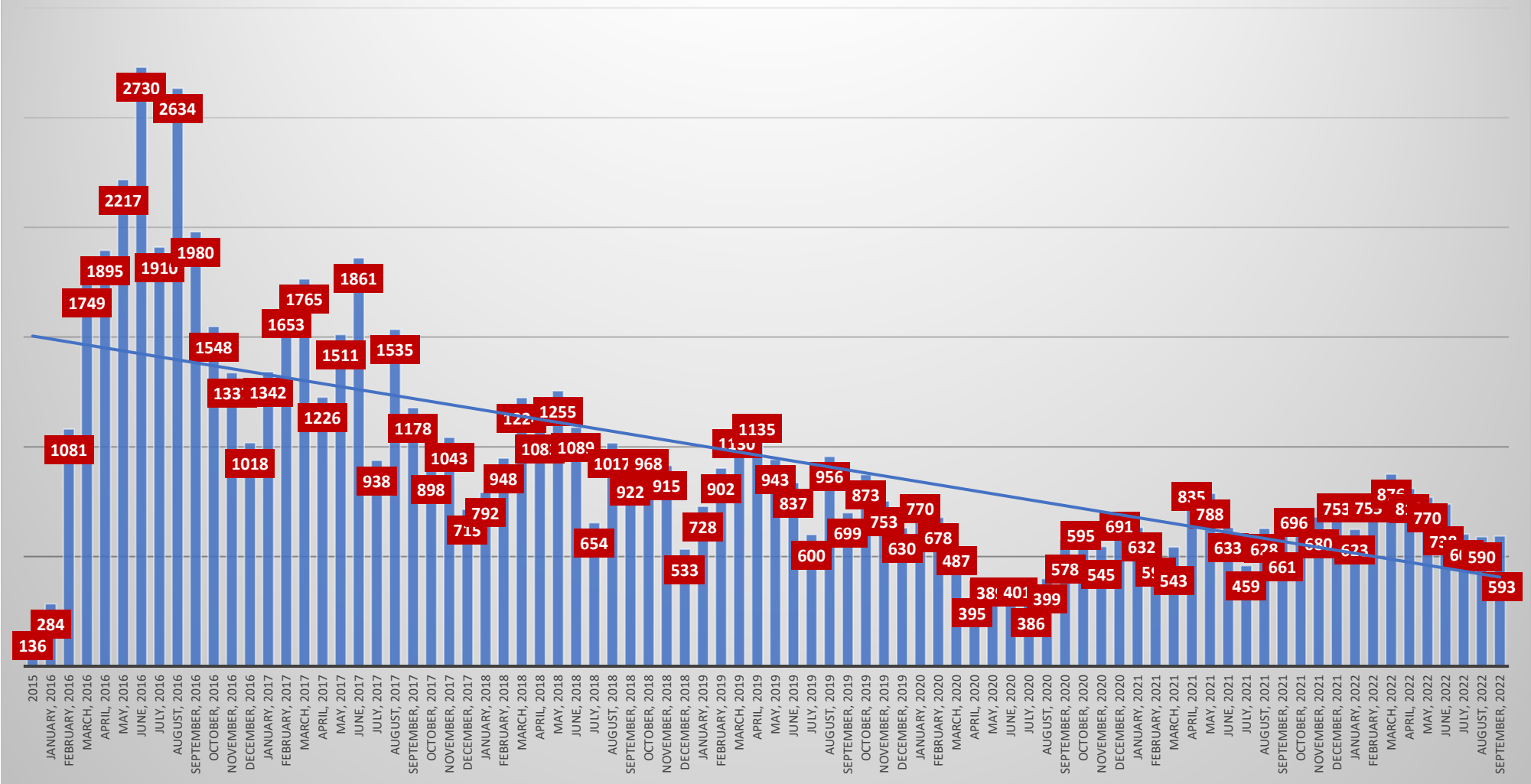
Cumulative Human Food Data		
Human Food Blended		
Enrolled Into Human Food Part 1	Total	5,497
	Domestic	5,036
	International	461
Part 1 Course Completions	Total	5,000
	Domestic	4,567
	International	433
Part 2 Certificates Issued	Total	4,454
	Domestic	4,071
	International	383
Part 2 Courses Completed	Total	792
	Domestic	714
	International	78

**Human Food Total PCQI Certificates By Month
with Trendline**



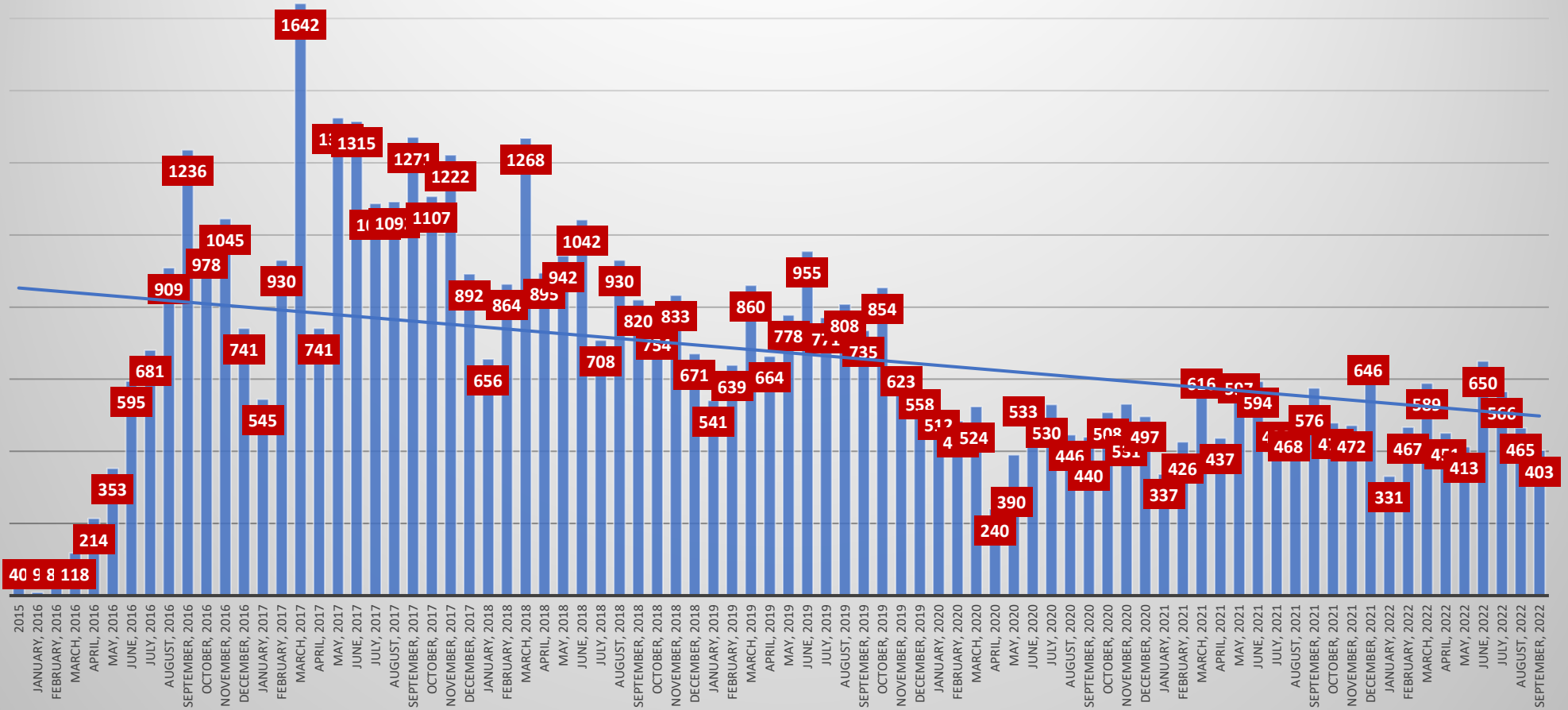
Data reported for the past 2-3 months are subject to change due to lag in submission of course rosters by instructors. Data reconciled quarterly.

Human Food Domestic PCQI Certificates By Month with Trendline



Data reported for the past 2-3 months are subject to change due to lag in submission of course rosters by instructors. Data reconciled quarterly.

Human Food International PCQI Certificates By Month with Trendline



Data reported for the past 2-3 months are subject to change due to lag in submission of course rosters by instructors. Data reconciled quarterly.

Human Food Data By Country			
Country	Lead instructors	Courses Completed	Certificates Issued
Afghanistan	0	0	1
Albania	0	0	1
Andorra	0	0	1
Antigua and Barbuda	0	1	3
Argentina	15	69	869
Armenia	0	0	3
Australia	3	7	63
Austria	0	1	46
Bahamas	0	0	3
Bangladesh	3	1	45
Barbados	8	12	104
Belgium	1	13	124
Belize	0	3	30
Benin	1	2	21
Bolivia	0	6	132
Bosnia and Herzegovina	0	0	9
Brazil	10	97	906
Bulgaria	1	4	20
Burkina Faso	0	0	3
Burundi	1	0	4
Cambodia	0	3	31
Cameroon	0	0	6
Canada	44	401	3,050
Cape Verde	0	0	3
Cayman Islands	1	0	6
Chile	21	133	1,457
China	107	279	4,167
Cocos (Keeling) Islands	0	0	1
Colombia	30	128	2,019
Costa Rica	11	79	843
Cote d'Ivoire	0	7	62

Human Food Data By Country (cont.)			
Country	Lead instructors	Courses Completed	Certificates Issued
Croatia	1	7	32
Cuba	0	0	1
Cyprus	1	1	17
Czech Republic	0	0	6
Denmark	2	14	112
Dominican Republic	13	38	441
Ecuador	28	121	1,382
Egypt	1	13	123
El Salvador	11	29	217
Estonia	0	0	3
Eswatini	0	0	1
Ethiopia	1	1	18
Fiji	0	2	37
Finland	0	1	6
France	12	180	1,030
Gambia	1	1	27
Germany	5	82	757
Ghana	10	2	24
Greece	6	37	283
Grenada	0	1	19
Guatemala	34	73	1,041
Guyana	0	4	61
Haiti	3	5	46
Honduras	8	24	449
Hong Kong	1	3	10
Hungary	2	8	31
India	131	227	2,265
Indonesia	3	71	504

Human Food Data By Country (cont.)			
Country	Lead instructors	Courses Completed	Certificates Issued
Ireland	5	36	347
Israel	2	15	472
Italy	33	467	3,898
Jamaica	12	52	501
Japan	24	220	2,379
Jordan	0	1	10
Kenya	10	8	112
Korea, Republic of	7	81	1,169
Latvia	0	0	2
Lebanon	3	7	134
Liberia	0	0	1
Liechtenstein	0	0	2
Lithuania	1	9	73
Luxembourg	0	3	38
Macedonia, The Former Yugoslav Republic of	0	0	0
Madagascar	2	7	103
Malawi	0	0	6
Malaysia	7	87	795
Maldives	0	1	15
Malta	0	0	1
Mauritius	1	3	37
Mexico	94	669	8,530
Morocco	0	5	112
Myanmar	0	0	2
Nepal	2	0	2
Netherlands	5	73	484
New Zealand	0	1	31
Nicaragua	0	12	182

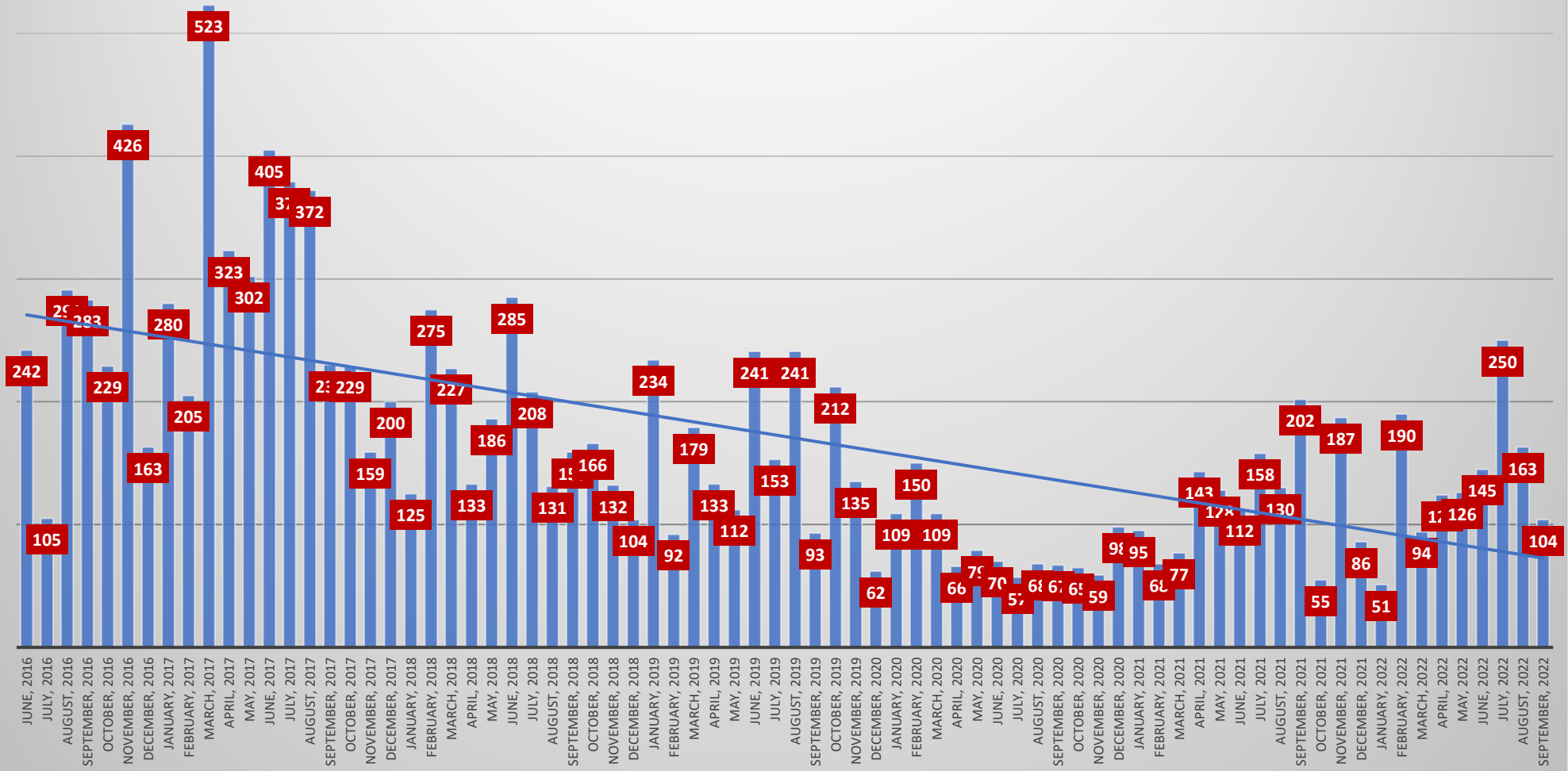
Human Food Data By Country (cont.)			
Country	Lead instructors	Courses Completed	Certificates Issued
Nigeria	1	0	24
Norway	0	6	63
Oman	0	0	3
Pakistan	1	2	33
Panama	2	3	90
Papua New Guinea	0	0	2
Paraguay	10	18	344
Peru	45	135	1,542
Philippines	4	27	461
Poland	2	27	224
Portugal	2	22	230
Puerto Rico	0	5	21
Qatar	1	1	2
Romania	1	0	8
Russian Federation	0	0	5
Rwanda	0	0	44
Saint Lucia	1	0	2
Saudi Arabia	0	1	34
Senegal	0	0	1
Serbia	0	0	19
Singapore	2	12	145
Slovakia	0	0	5
Slovenia	0	1	8
South Africa	1	4	62
Spain	25	332	2,702
Sri Lanka	3	15	143
Sweden	0	2	30

Human Food Data By Country (cont.)			
Country	Lead instructors	Courses Completed	Certificates Issued
Switzerland	1	18	173
Taiwan	10	83	1,484
Tanzania, United Republic of	1	2	10
Thailand	23	196	2,601
Trinidad and Tobago	8	24	172
Tunisia	0	1	36
Turkey	5	46	393
Turks and Caicos Islands	0	0	1
Uganda	3	0	13
Ukraine	1	0	11
United Arab Emirates	2	2	38
United Kingdom	10	57	411
United States	1,339	6,404	78,344
Uruguay	0	15	145
Venezuela	0	0	33
Vietnam	8	93	1,168
Zambia	1	0	2

Cumulative Animal Food Data		
Animal Food		
Certificates issued to date	Total	13,049
	Domestic	11,677
	International	1,372
Lead Instructor certificates to date	Total	340
	Domestic	268
	International	72
Total Participant Courses Registered		
Total Participant Courses Registered	Total	1,226
	Domestic	1,051
	International	175
Upcoming Registered Participant Courses	Total	76
	Domestic	75
	International	1
Participant Courses completed	Total	1,008
	Domestic	880
	International	128
Average Class Size	Total	13
	Domestic	13
	International	11
LI Courses Completed		
LI Courses Completed	Total	16
	Domestic	12
	International	4
Upcoming LI courses scheduled	Total	0
	Domestic	0
	International	0

Cumulative Animal Food Data		
Animal Food Blended		
Enrolled Into Animal Food Part 1	Total	549
	Domestic	540
	International	9
Part 1 Course Completions	Total	476
	Domestic	469
	International	7
Part 2 Certificates Issued	Total	406
	Domestic	400
	International	6
Part 2 Courses Completed	Total	123
	Domestic	120
	International	3
Current Good Manufacturing Practices (CGMPs) for Animal Food Production		
Enrolled Into CGMP	Total	101
	Domestic	98
	International	3
CGMP Course Completions	Total	81
	Domestic	81
	International	0

Animal Food Total PCQI Certificates By Month with Trendline

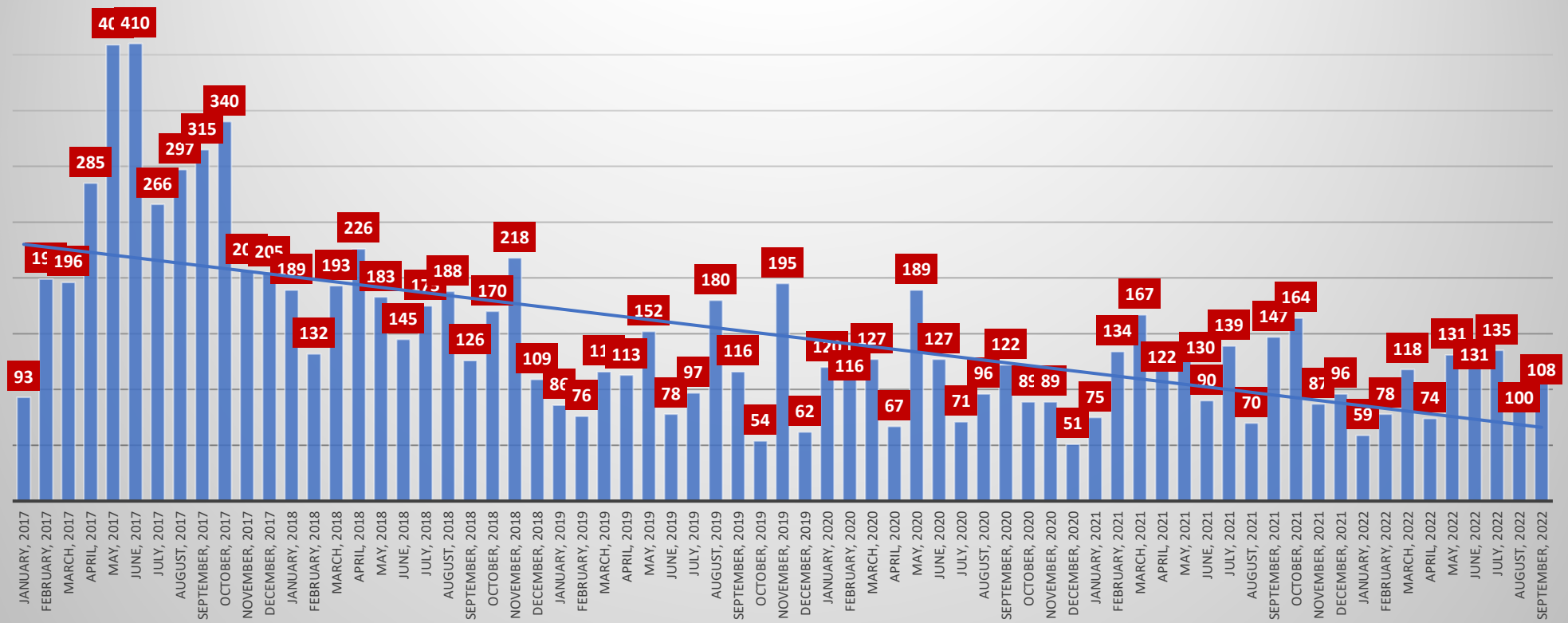


Data reported for the past 2-3 months are subject to change due to lag in submission of course rosters by instructors. Data reconciled quarterly.

Cumulative FSVP Data		
FSVP		
Certificates issued to date	Total	10,220
	Domestic	8,688
	International	1,532
Lead Instructor certificates to date	Total	363
	Domestic	306
	International	57
Total Participant Courses Registered		
Total Participant Courses Registered	Total	1,724
	Domestic	1,381
	International	343
Upcoming Registered Participant Courses	Total	71
	Domestic	64
	International	7
Participant Courses completed	Total	1,203
	Domestic	1,015
	International	188
Average Class Size	Total	8
	Domestic	9
	International	8
LI Courses Completed		
LI Courses Completed	Total	17
	Domestic	17
	International	0
Upcoming LI courses scheduled	Total	0
	Domestic	0
	International	0

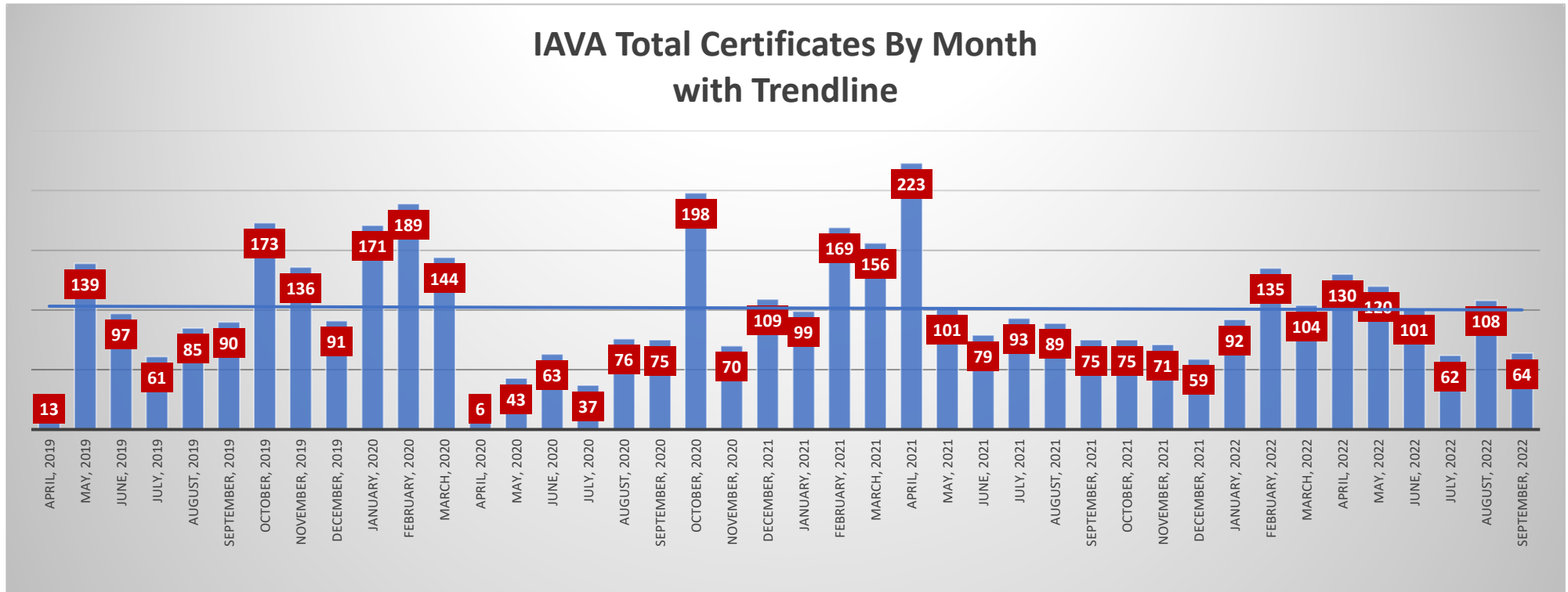
Cumulative FSVP Data		
FSVP Blended		
Enrolled Into FSVP Part 1	Total	476
	Domestic	450
	International	26
Part 1 Course Completions	Total	412
	Domestic	390
	International	22
Part 2 Certificates Issued	Total	330
	Domestic	319
	International	11
Part 2 Courses Completed	Total	86
	Domestic	86
	International	0

FSVP Total Certificates By Month with Trendline



Data reported for the past 2-3 months are subject to change due to lag in submission of course rosters by instructors. Data reconciled quarterly.

Cumulative IAVA Data		
IAVA		
Certificates issued to date	Total	4,271
	Domestic	2,204
	International	2,067
Lead Instructor certificates to date	Total	74
	Domestic	54
	International	20
Total Participant Courses Registered	Total	637
	Domestic	371
	International	266
Upcoming Registered Participant Courses	Total	44
	Domestic	39
	International	5
Participant Courses completed	Total	498
	Domestic	277
	International	221
Average Class Size	Total	9
	Domestic	8
	International	9
LI Courses Completed	Total	6
	Domestic	6
	International	0
Upcoming LI courses scheduled	Total	0
	Domestic	0
	International	0



Data reported for the past 2-3 months are subject to change due to lag in submission of course rosters by instructors. Data reconciled quarterly.

Intentional Adulteration		
Food Defense Awareness for the IA Rule	Number of times accessed	211,392
	Total Time Spent (minutes)	1,183,978
Overview of the Intentional Adulteration Rule (IA Rule)	Number of times accessed	64,143
	Total Time Spent (minutes)	429,723
Food Defense Awareness for the IA Rule: Spanish	Number of times accessed	18,681
	Total Time Spent (minutes)	75,773

IA Key Activity Types Course (Start Date: 11/28/2018)	Enrolled	3,040
	Not Started	57
	In Progress	27
	Completed	2,952
	Total Time Spent (minutes)	178d 4h 28m 8s
IA Mitigation Strategies (Start Date: 11/28/2018)	Enrolled	2,857
	Not Started	110
	In Progress	46
	Completed	2,699
	Total Time Spent (minutes)	330d 14h 45m 37s
IA Food Defense Plan Preparation and Reanalysis Course (Start Date: 12/11/2019)	Enrolled	1,313
	Not Started	77
	In Progress	28
	Completed	1,206
	Total Time Spent (minutes)	133d 6h 21m 59s