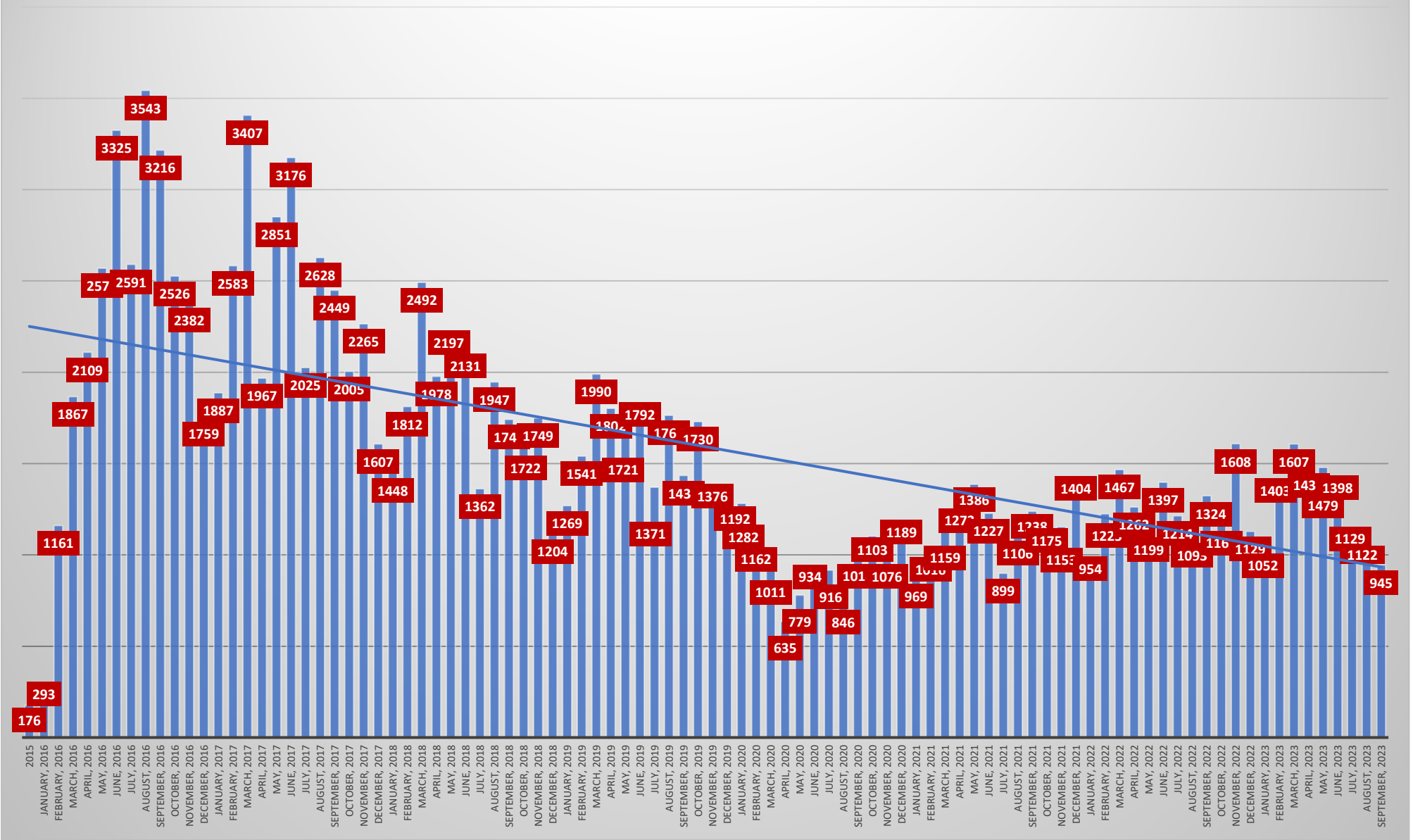


<b>Cumulative Human Food Data</b>		
<b>Human Food</b>		
Certificates issued to date	<b>Total</b>	149,634
	Domestic	87,238
	International	62,396
Lead Instructor certificates to date	<b>Total</b>	2,288
	Domestic	1,364
	International	924
<b>Total Participant Courses Registered</b>		
Total Participant Courses Registered	<b>Total</b>	15,210
	Domestic	8,297
	International	6,913
Upcoming Registered Participant Courses	<b>Total</b>	321
	Domestic	238
	International	83
Participant Courses completed	<b>Total</b>	13,200
	Domestic	7,354
	International	5,846
Average Class Size	<b>Total</b>	11
	Domestic	12
	International	11
<b>LI Courses Completed</b>		
LI Courses Completed	<b>Total</b>	108
	Domestic	71
	International	37
Upcoming LI Courses Scheduled	<b>Total</b>	0
	Domestic	0
	International	0

### Cumulative Human Food Data

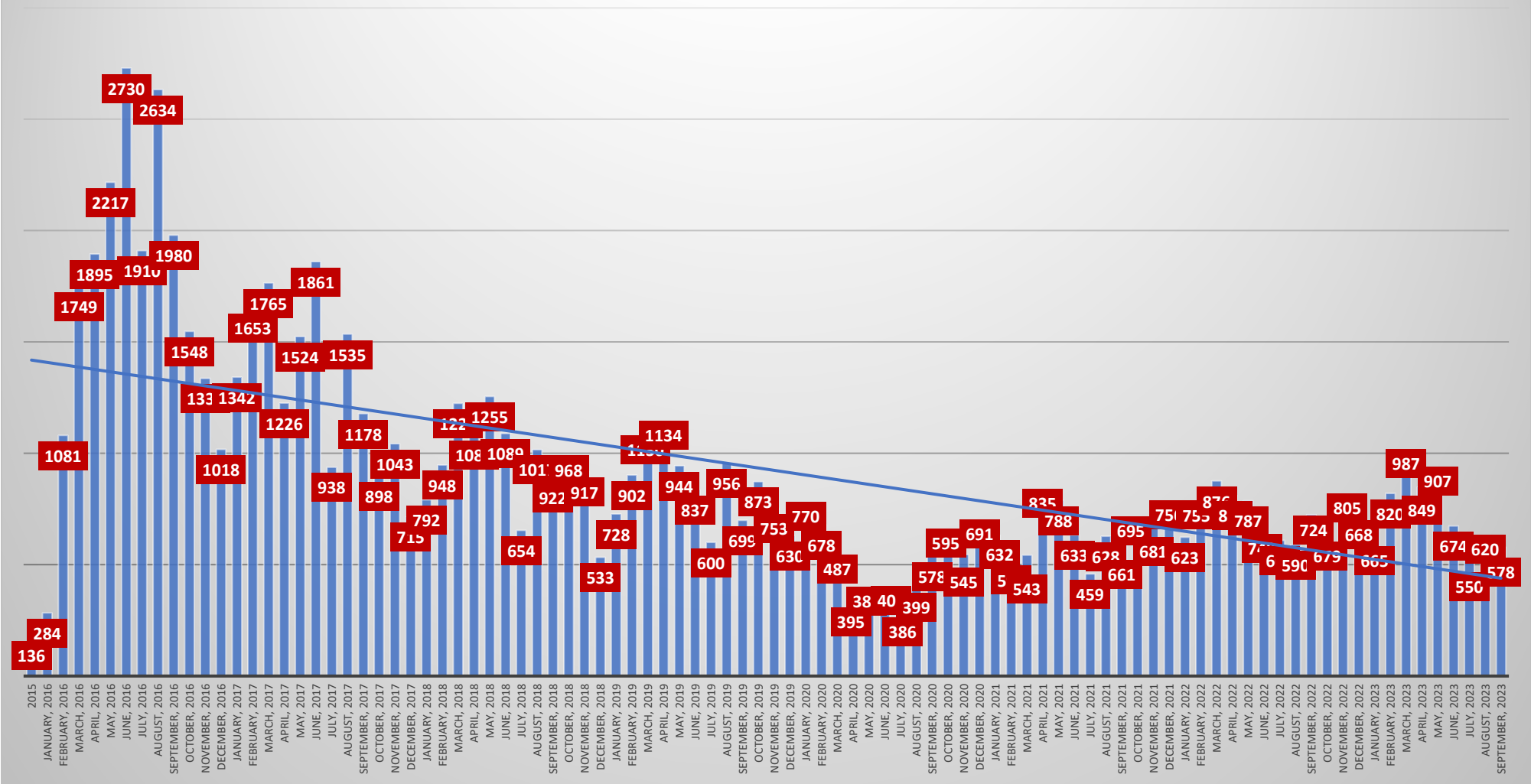
Human Food Blended		
Enrolled Into Human Food Part 1	<b>Total</b>	6,538
	Domestic	5,988
	International	550
Part 1 Course Completions	<b>Total</b>	6,042
	Domestic	5,528
	International	514
Part 2 Certificates Issued	<b>Total</b>	5,427
	Domestic	4,965
	International	462
Part 2 Courses Completed	<b>Total</b>	968
	Domestic	883
	International	85

**Human Food Total PCQI Certificates By Month with Trendline**



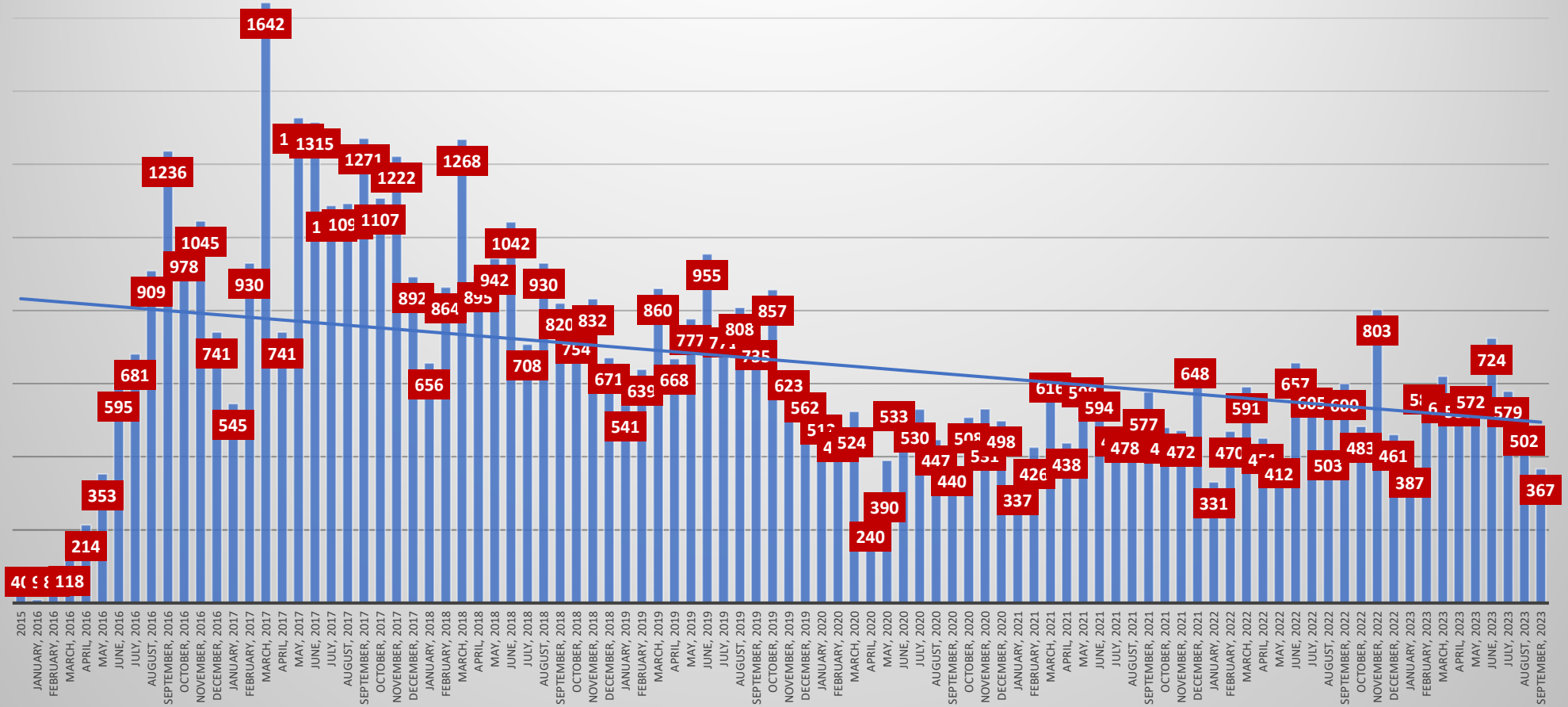
Data reported for the past 2-3 months are subject to change due to lag in submission of course rosters by instructors. Data reconciled quarterly.

## Human Food Domestic PCQI Certificates By Month with Trendline



Data reported for the past 2-3 months are subject to change due to lag in submission of course rosters by instructors. Data reconciled quarterly.

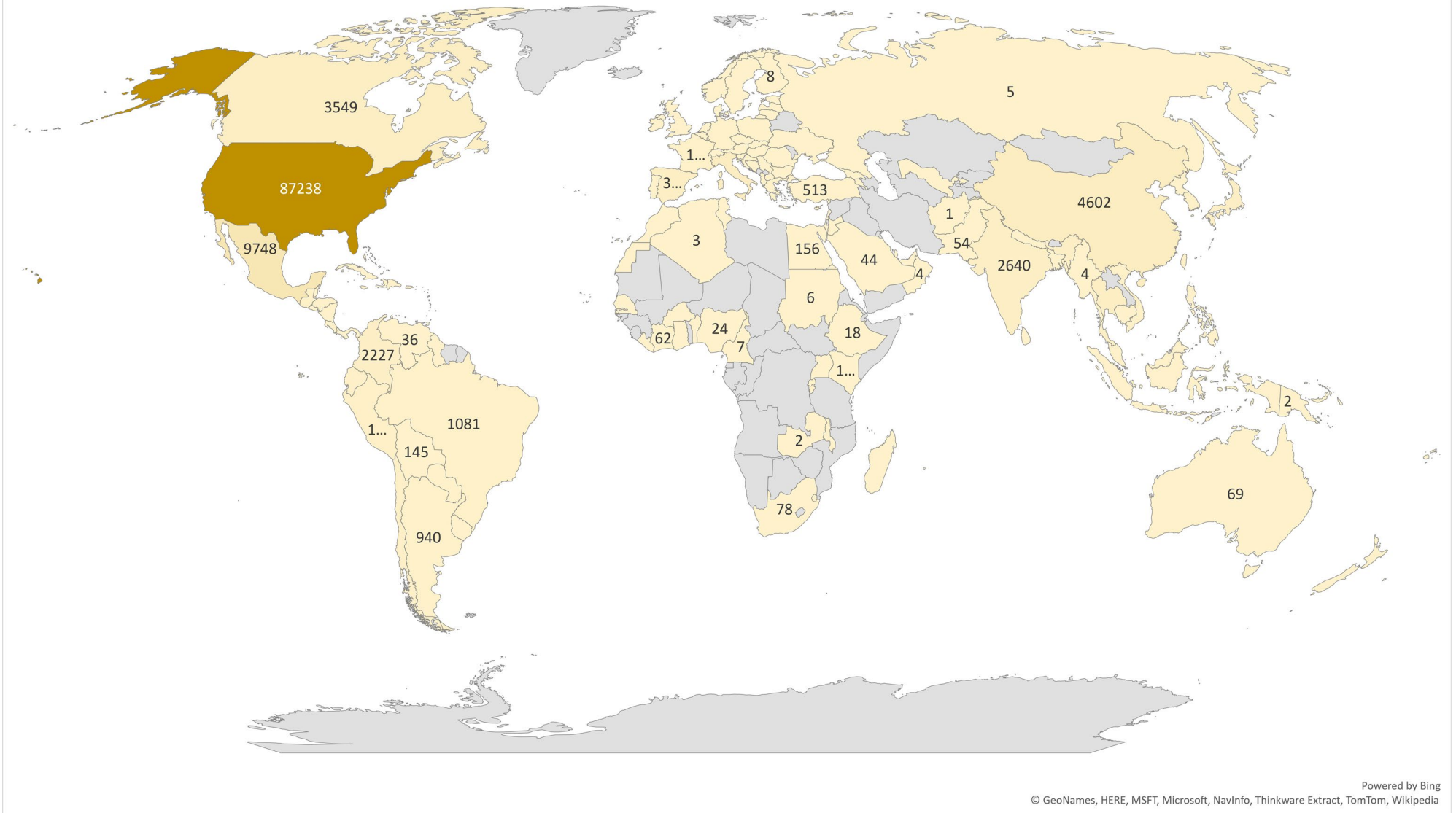
### Human Food International PCQI Certificates By Month with Trendline



Data reported for the past 2-3 months are subject to change due to lag in submission of course rosters by instructors. Data reconciled quarterly.



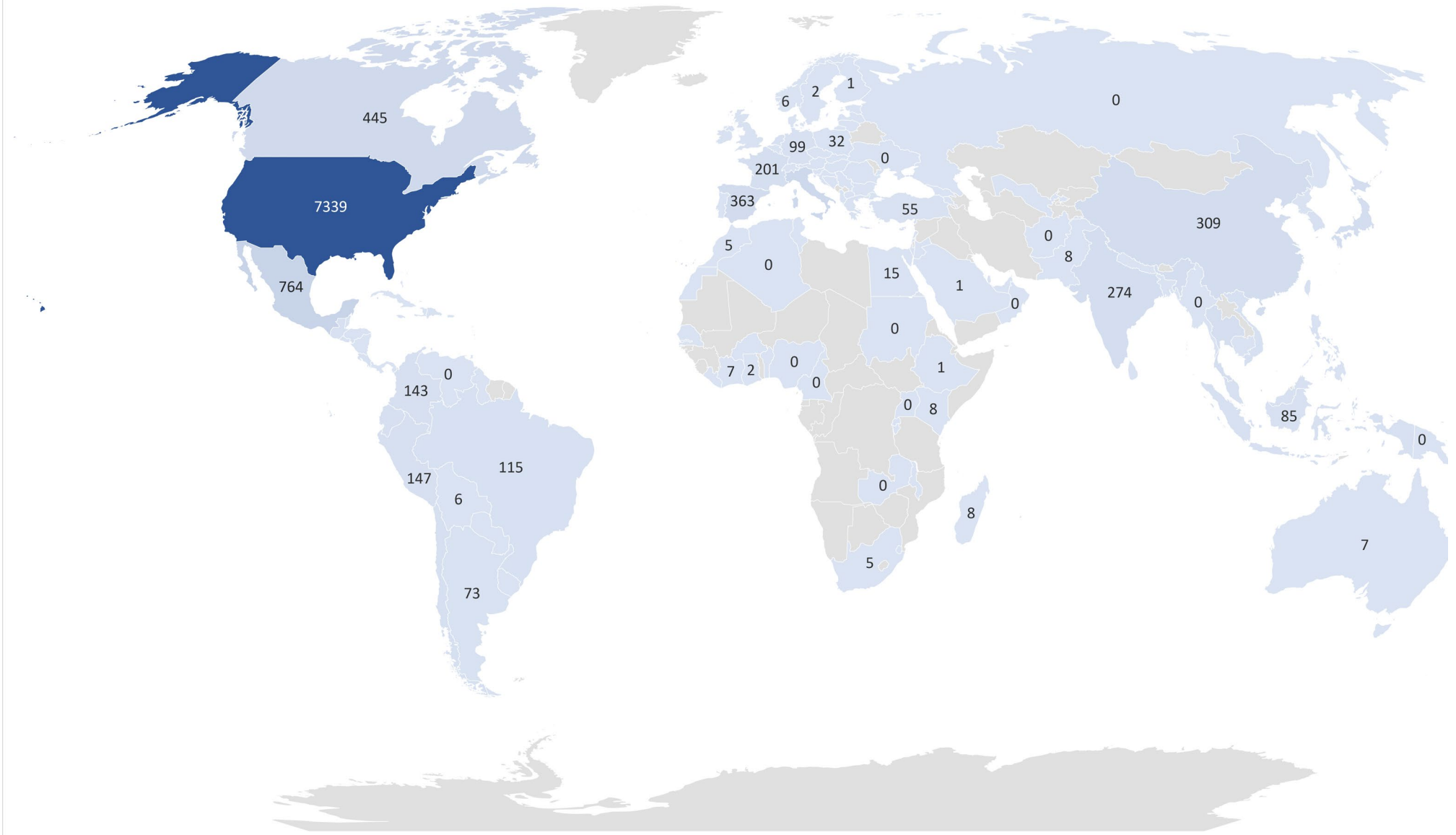
### Human Food PCQI Certificates Issued By Country



Powered by Bing  
© GeoNames, HERE, MSFT, Microsoft, NavInfo, Thinkware Extract, TomTom, Wikipedia

Data reported for the past 2-3 months are subject to change due to lag in submission of course rosters by instructors. Data reconciled quarterly.

Human Food Completed Courses By Country



Data reported for the past 2-3 months are subject to change due to lag in submission of course rosters by instructors. Data reconciled quarterly.



Human Food Data By Country			
Country	Lead instructors	Courses Completed	Certificates Issued
Afghanistan	0	0	1
Albania	0	0	2
Andorra	0	0	3
Algeria	0	0	1
Antigua and Barbuda	0	1	3
Argentina	15	73	940
Armenia	0	0	3
Australia	3	7	69
Austria	0	2	72
Bahamas	0	0	3
Bangladesh	3	1	51
Barbados	8	12	108
Belgium	4	17	143
Belize	0	3	37
Benin	1	2	21
Bolivia	0	6	145
Bosnia and Herzegovina	0	0	19
Brazil	10	115	1,081
Bulgaria	1	4	22
Burkina Faso	0	0	3
Burundi	1	0	4
Cambodia	0	3	31
Cameroon	0	0	7
Canada	45	445	3,549
Cape Verde	0	0	4
Cayman Islands	1	0	8
Chile	21	152	1,604
China	107	309	4,602
Cocos (Keeling) Islands	0	0	1
Colombia	28	143	2,227
Congo, The Democratic Republic of the	0	0	1

<b>Human Food Data By Country (cont.)</b>			
<b>Country</b>	<b>Lead instructors</b>	<b>Courses Completed</b>	<b>Certificates Issued</b>
Costa Rica	13	90	904
Cote d'Ivoire	0	7	62
Croatia	1	8	32
Cuba	0	0	1
Cyprus	1	1	17
Czech Republic	0	0	6
Denmark	2	17	137
Dominican Republic	13	40	502
Ecuador	28	136	1,489
Egypt	2	15	156
El Salvador	11	33	257
Estonia	0	0	3
Eswatini	0	0	1
Ethiopia	1	1	18
Fiji	0	2	39
Finland	0	1	8
France	12	201	1,145
Gambia	1	1	27
Georgia	0	1	9
Germany	5	99	903
Ghana	10	2	24
Greece	6	43	319
Grenada	0	1	22
Guatemala	34	84	1,175
Guyana	0	4	62
Haiti	3	5	46
Honduras	8	26	491
Hong Kong	1	7	11

<b>Human Food Data By Country (cont.)</b>			
<b>Country</b>	<b>Lead instructors</b>	<b>Courses Completed</b>	<b>Certificates Issued</b>
Hungary	2	10	39
India	131	274	2,640
Indonesia	3	85	557
Ireland	5	44	416
Israel	2	18	527
Italy	33	503	4,167
Jamaica	12	63	581
Japan	25	250	2,691
Jordan	0	1	11
Kenya	10	8	113
Korea, Democratic People's Republic of	0	0	36
Korea, Republic of	7	92	1,306
Latvia	0	0	2
Lebanon	3	7	160
Liberia	0	0	1
Liechtenstein	0	0	2
Lithuania	1	10	82
Luxembourg	0	3	38
Madagascar	2	8	117
Malawi	0	0	8
Malaysia	7	102	903
Maldives	0	1	16
Malta	0	0	1
Mauritius	1	4	51
Mexico	93	764	9,748
Micronesia, Federated States of	0	0	1
Morocco	0	5	136
Myanmar	0	0	4

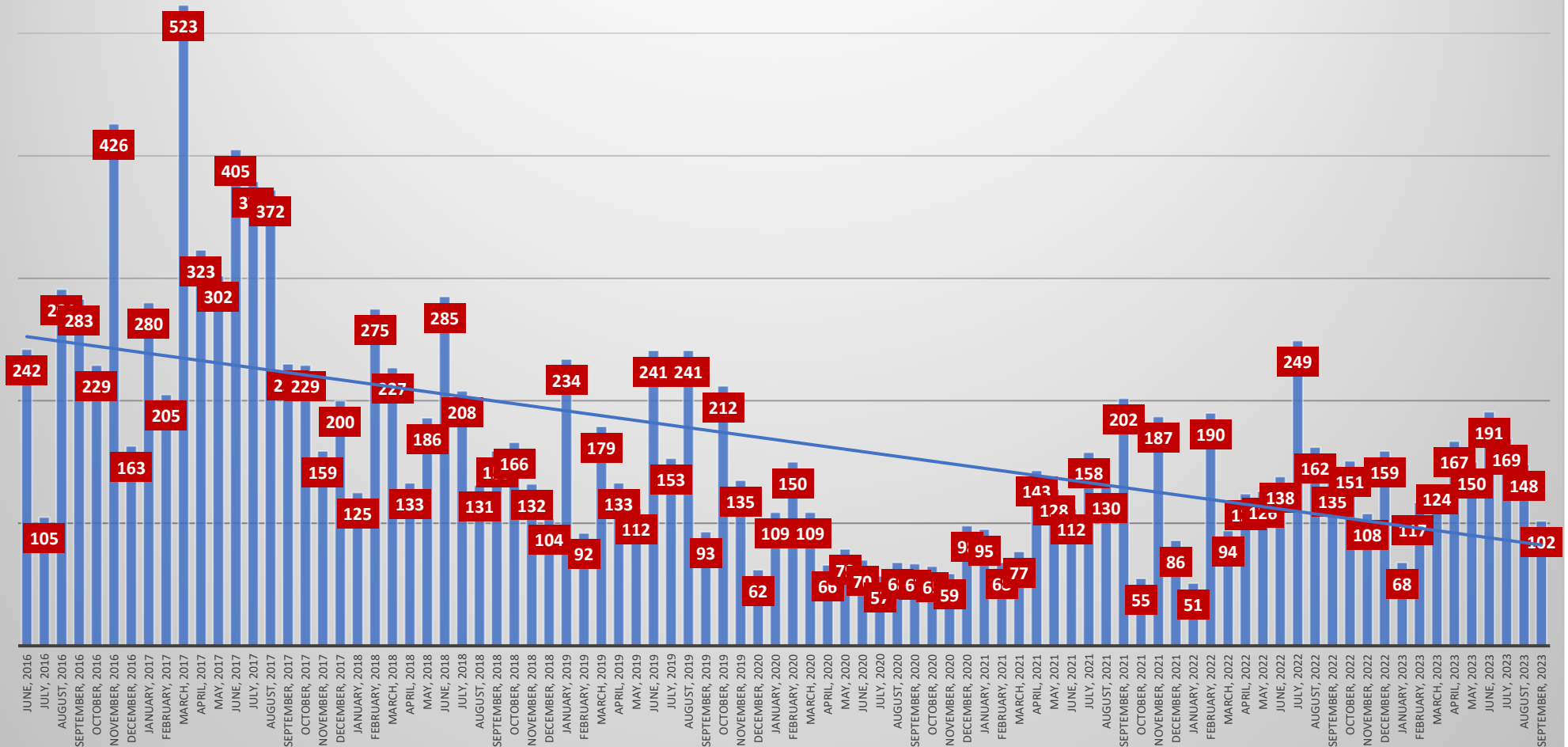
Human Food Data By Country (cont.)			
Country	Lead instructors	Courses Completed	Certificates Issued
Nepal	2	0	2
Netherlands	5	82	572
New Zealand	0	1	40
Nicaragua	0	13	218
Nigeria	1	0	24
North Macedonia	0	0	21
Norway	0	6	67
Oman	0	0	4
Pakistan	2	8	54
Panama	2	3	95
Papua New Guinea	0	0	2
Paraguay	10	18	354
Peru	46	147	1,644
Philippines	4	29	494
Poland	2	32	258
Portugal	2	22	242
Puerto Rico	1	10	47
Qatar	1	2	4
Romania	1	0	9
Russian Federation	0	0	5
Rwanda	0	0	44
Saint Lucia	1	0	2
Saudi Arabia	0	1	44
Senegal	0	0	1
Serbia	0	0	25
Singapore	2	16	199
Slovakia	0	0	7

<b>Human Food Data By Country (cont.)</b>			
<b>Country</b>	<b>Lead instructors</b>	<b>Courses Completed</b>	<b>Certificates Issued</b>
Slovenia	0	1	11
South Africa	1	5	78
Spain	26	363	3,011
Sri Lanka	3	20	179
Sudan	0	0	6
Sweden	0	2	32
Switzerland	1	19	192
Taiwan	10	98	1,714
Tanzania, United Republic of	1	2	10
Thailand	23	221	2,855
Trinidad and Tobago	9	31	245
Tunisia	0	1	38
Turkey	5	55	513
Turks and Caicos Islands	0	0	1
Uganda	3	0	13
Ukraine	1	0	11
United Arab Emirates	2	2	55
United Kingdom	10	58	451
United States	1,364	7,339	87,238
Uruguay	0	15	156
Uzbekistan	1	0	1
Venezuela	0	0	36
Vietnam	8	113	1,323
Zambia	1	0	2

<b>Cumulative Animal Food Data</b>		
<b>Animal Food</b>		
Certificates issued to date	<b>Total</b>	14,725
	Domestic	13,186
	International	1,539
Lead Instructor certificates to date	<b>Total</b>	340
	Domestic	268
	International	72
Total Participant Courses Registered	<b>Total</b>	1,428
	Domestic	1,237
	International	191
Upcoming Registered Participant Courses	<b>Total</b>	91
	Domestic	91
	International	0
Participant Courses completed	<b>Total</b>	1,191
	Domestic	1,048
	International	143
Average Class Size	<b>Total</b>	12
	Domestic	13
	International	11
LI Courses Completed	<b>Total</b>	16
	Domestic	12
	International	4
Upcoming LI courses scheduled	<b>Total</b>	1
	Domestic	1
	International	0

<b>Cumulative Animal Food Data</b>		
<b>Animal Food Blended</b>		
Enrolled Into Animal Food Part 1	<b>Total</b>	757
	Domestic	739
	International	18
Part 1 Course Completions	<b>Total</b>	678
	Domestic	662
	International	16
Part 2 Certificates Issued	<b>Total</b>	593
	Domestic	579
	International	14
Part 2 Courses Completed	<b>Total</b>	176
	Domestic	173
	International	3
<b>Current Good Manufacturing Practices (CGMPs) for Animal Food Production</b>		
Enrolled Into CGMP	<b>Total</b>	119
	Domestic	115
	International	4
CGMP Course Completions	<b>Total</b>	100
	Domestic	99
	International	1

### Animal Food Total PCQI Certificates By Month with Trendline



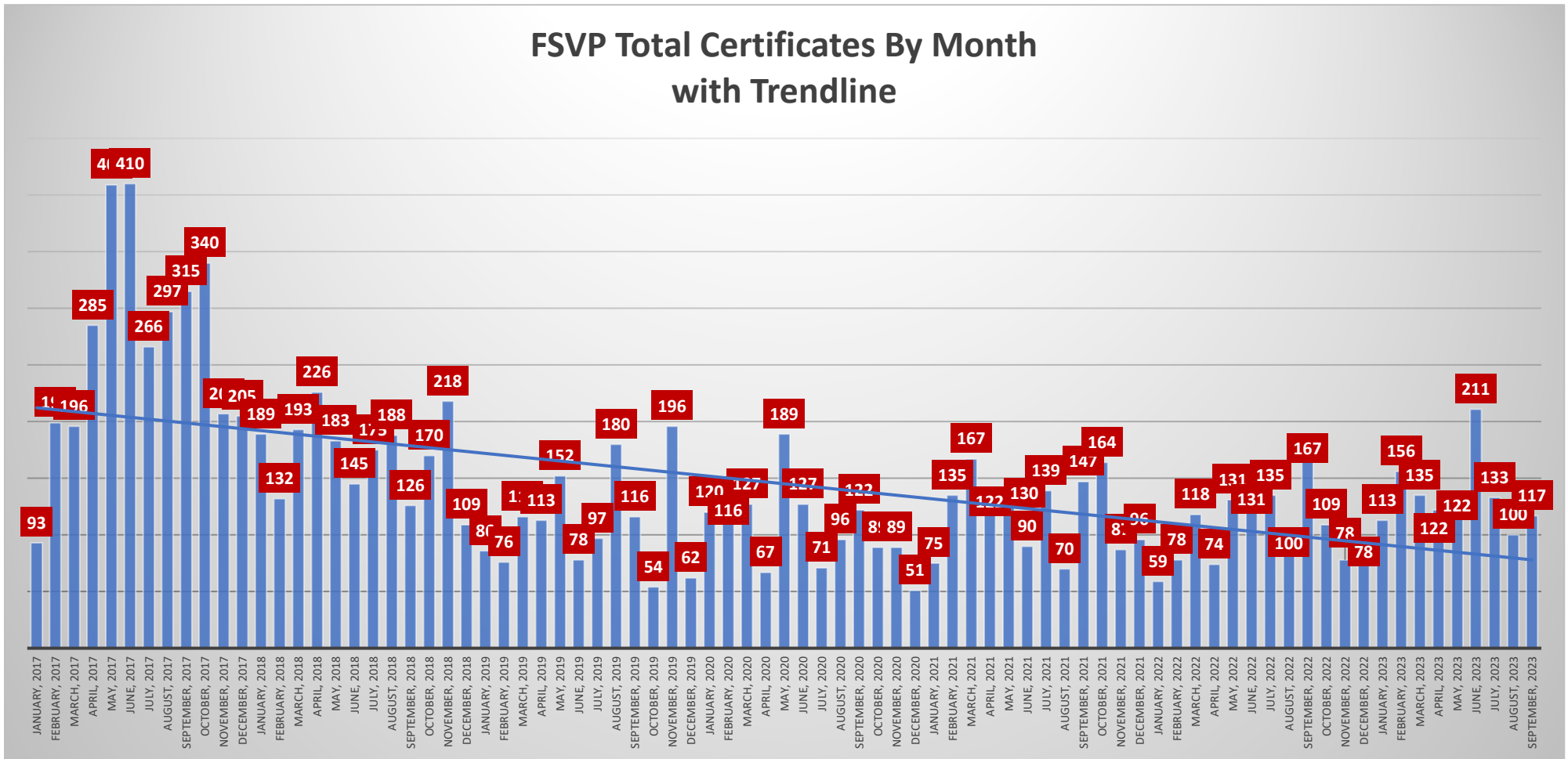
Data reported for the past 2-3 months are subject to change due to lag in submission of course rosters by instructors. Data reconciled quarterly.



<b>Cumulative FSVP Data</b>		
<b>FSVP</b>		
Certificates issued to date	<b>Total</b>	11,755
	Domestic	9,924
	International	1,831
Lead Instructor certificates to date	<b>Total</b>	363
	Domestic	306
	International	57
Total Participant Courses Registered	<b>Total</b>	2,013
	Domestic	1,622
	International	391
Upcoming Registered Participant Courses	<b>Total</b>	100
	Domestic	94
	International	6
Participant Courses completed	<b>Total</b>	1,449
	Domestic	1,226
	International	223
Average Class Size	<b>Total</b>	8
	Domestic	8
	International	8
LI Courses Completed	<b>Total</b>	17
	Domestic	17
	International	0
Upcoming LI courses scheduled	<b>Total</b>	0
	Domestic	0
	International	0

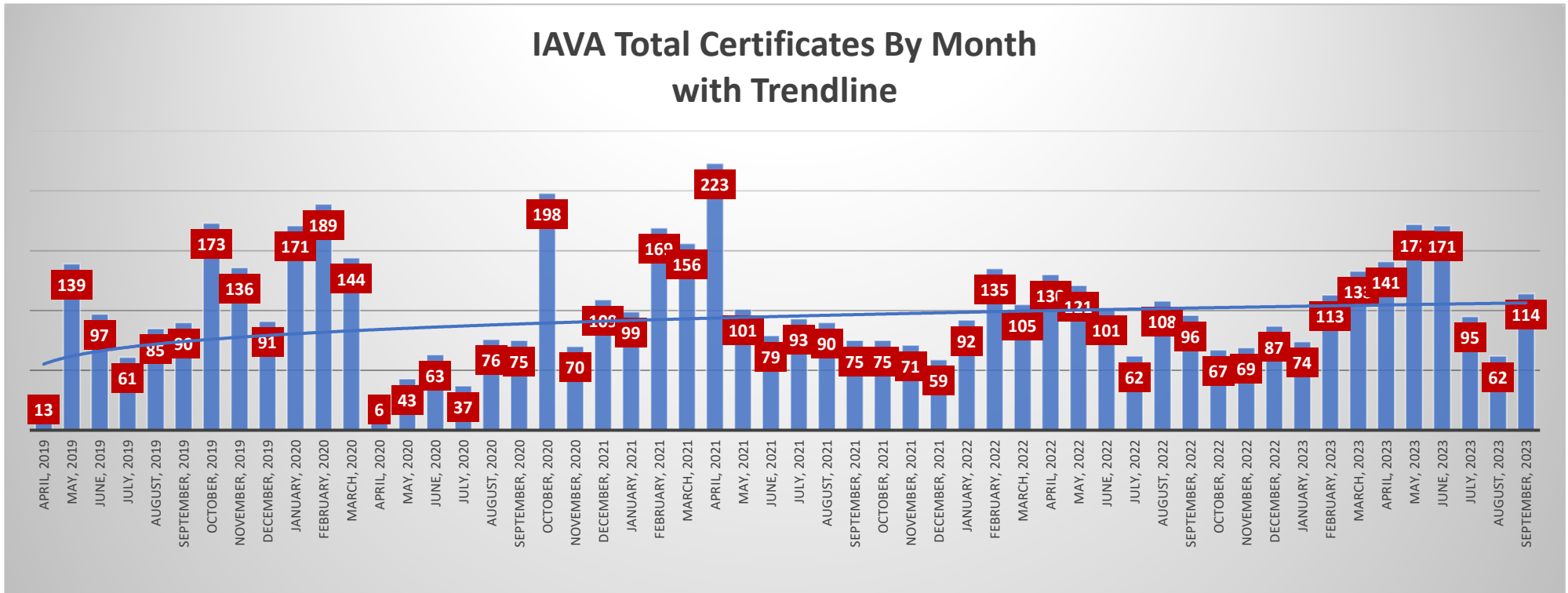
<b>Cumulative FSVP Data</b>		
<b>FSVP Blended</b>		
Enrolled Into FSVP Part 1	<b>Total</b>	639
	Domestic	595
	International	44
Part 1 Course Completions	<b>Total</b>	555
	Domestic	514
	International	41
Part 2 Certificates Issued	<b>Total</b>	452
	Domestic	427
	International	25
Part 2 Courses Completed	<b>Total</b>	114
	Domestic	114
	International	0

### FSVP Total Certificates By Month with Trendline



Data reported for the past 2-3 months are subject to change due to lag in submission of course rosters by instructors. Data reconciled quarterly.

<b>Cumulative IAVA Data</b>		
<b>IAVA</b>		
Certificates issued to date	<b>Total</b>	5,604
	Domestic	2,685
	International	2,919
Lead Instructor certificates to date	<b>Total</b>	74
	Domestic	54
	International	20
<b>Total Participant Courses Registered</b>		
Total Participant Courses Registered	<b>Total</b>	840
	Domestic	467
	International	373
Upcoming Registered Participant Courses	<b>Total</b>	40
	Domestic	34
	International	6
Participant Courses completed	<b>Total</b>	678
	Domestic	355
	International	323
Average Class Size	<b>Total</b>	8
	Domestic	8
	International	9
<b>LI Courses Completed</b>		
LI Courses Completed	<b>Total</b>	6
	Domestic	6
	International	0
Upcoming LI courses scheduled	<b>Total</b>	1
	Domestic	1
	International	0



Data reported for the past 2-3 months are subject to change due to lag in submission of course rosters by instructors. Data reconciled quarterly.

Intentional Adulteration		
Food Defense Awareness for the IA Rule	Number of times accessed	257,898
	Total Time Spent (minutes)	1,329,003
Overview of the Intentional Adulteration Rule (IA Rule)	Number of times accessed	80,095
	Total Time Spent (minutes)	494,726
Food Defense Awareness for the IA Rule: Spanish	Number of times accessed	31,513
	Total Time Spent (minutes)	114,428

IA Key Activity Types Course (Start Date: 11/28/2018)	<b>Enrolled</b>	3,452
	Not Started	59
	In Progress	36
	Completed	3,351
	Total Time Spent (minutes)	200d 21h 32m 11s
IA Mitigation Strategies (Start Date: 11/28/2018)	<b>Enrolled</b>	3,279
	Not Started	126
	In Progress	53
	Completed	3,097
	Total Time Spent (minutes)	376d 22h 50m 55s
IA Food Defense Plan Preparation and Reanalysis Course (Start Date: 12/11/2019)	<b>Enrolled</b>	1,633
	Not Started	87
	In Progress	35
	Completed	1,509
	Total Time Spent (minutes)	166d 1h 51m 58s