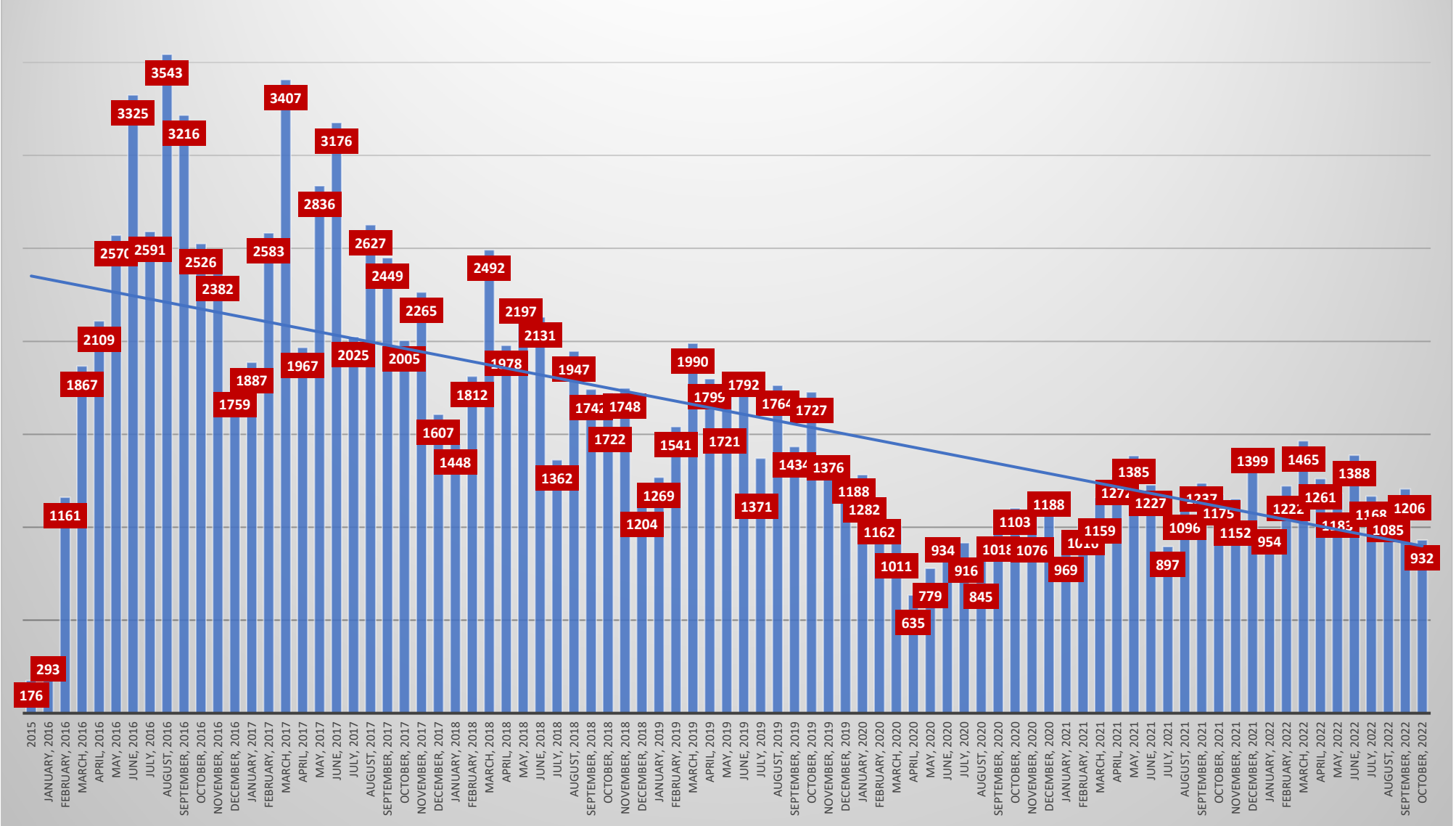


Cumulative Human Food Data		
Human Food		
Certificates issued to date	Total	134,875
	Domestic	79,048
	International	55,827
Lead Instructor certificates to date	Total	2,252
	Domestic	1,339
	International	913
Total Participant Courses Registered		
Total Participant Courses Registered	Total	13,874
	Domestic	7,584
	International	6,290
Upcoming Registered Participant Courses	Total	325
	Domestic	225
	International	100
Participant Courses completed	Total	11,630
	Domestic	6,454
	International	5,176
Average Class Size	Total	12
	Domestic	12
	International	11
LI Courses Completed		
LI Courses Completed	Total	105
	Domestic	68
	International	37
Upcoming LI Courses Scheduled	Total	0
	Domestic	0
	International	0

Cumulative Human Food Data

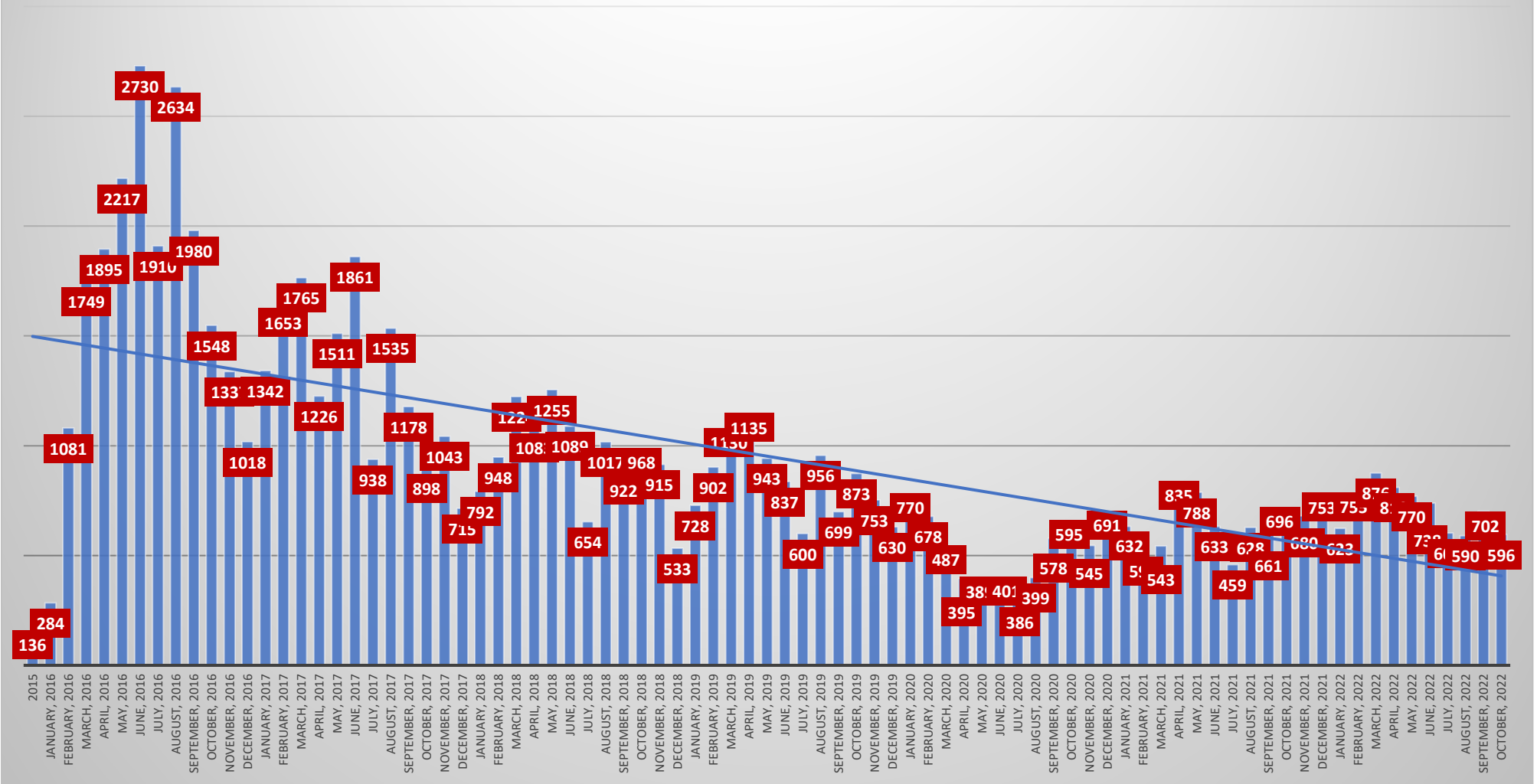
Human Food Blended		
Enrolled Into Human Food Part 1	Total	5,579
	Domestic	5,116
	International	463
Part 1 Course Completions	Total	5,120
	Domestic	4,672
	International	448
Part 2 Certificates Issued	Total	4,559
	Domestic	4,171
	International	388
Part 2 Courses Completed	Total	812
	Domestic	734
	International	78

**Human Food Total PCQI Certificates By Month
with Trendline**



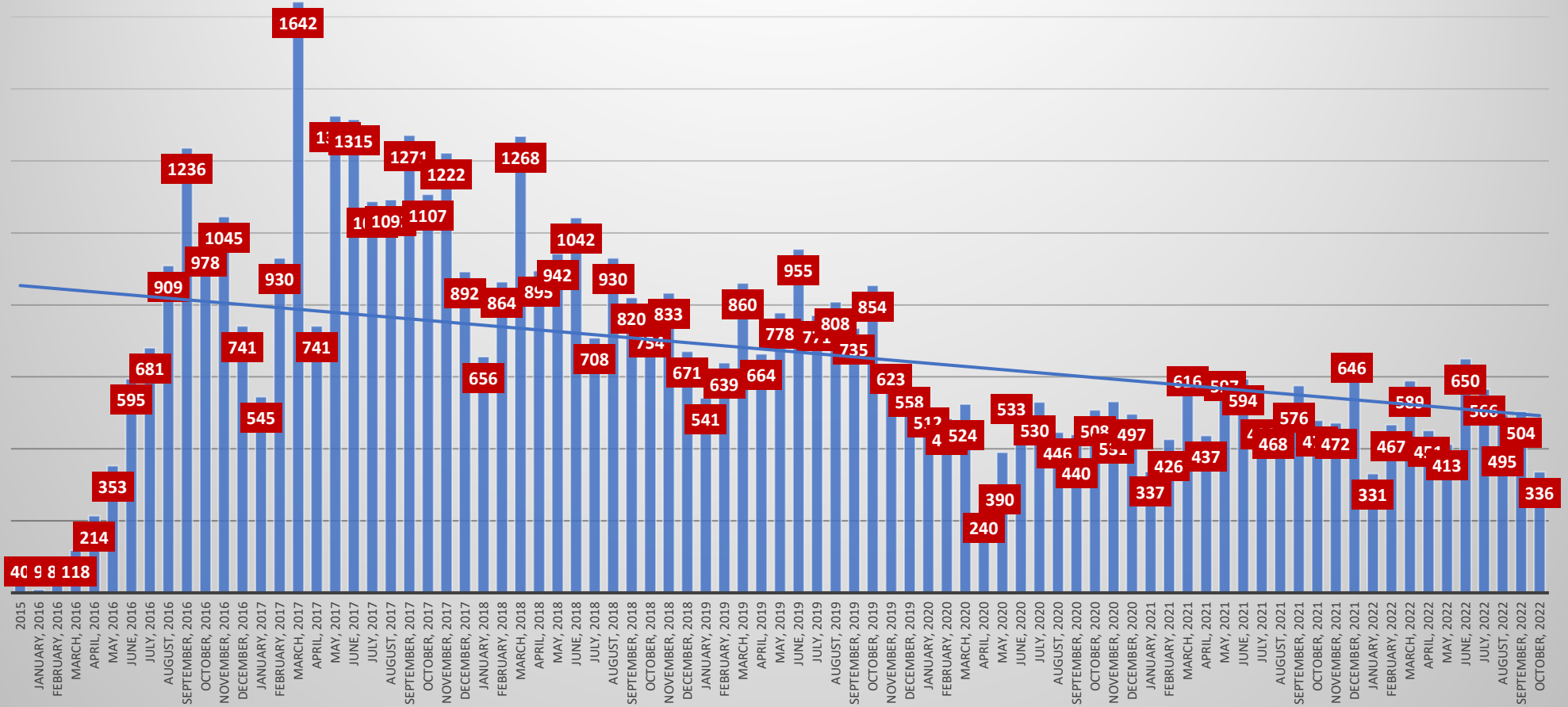
Data reported for the past 2-3 months are subject to change due to lag in submission of course rosters by instructors. Data reconciled quarterly.

Human Food Domestic PCQI Certificates By Month with Trendline



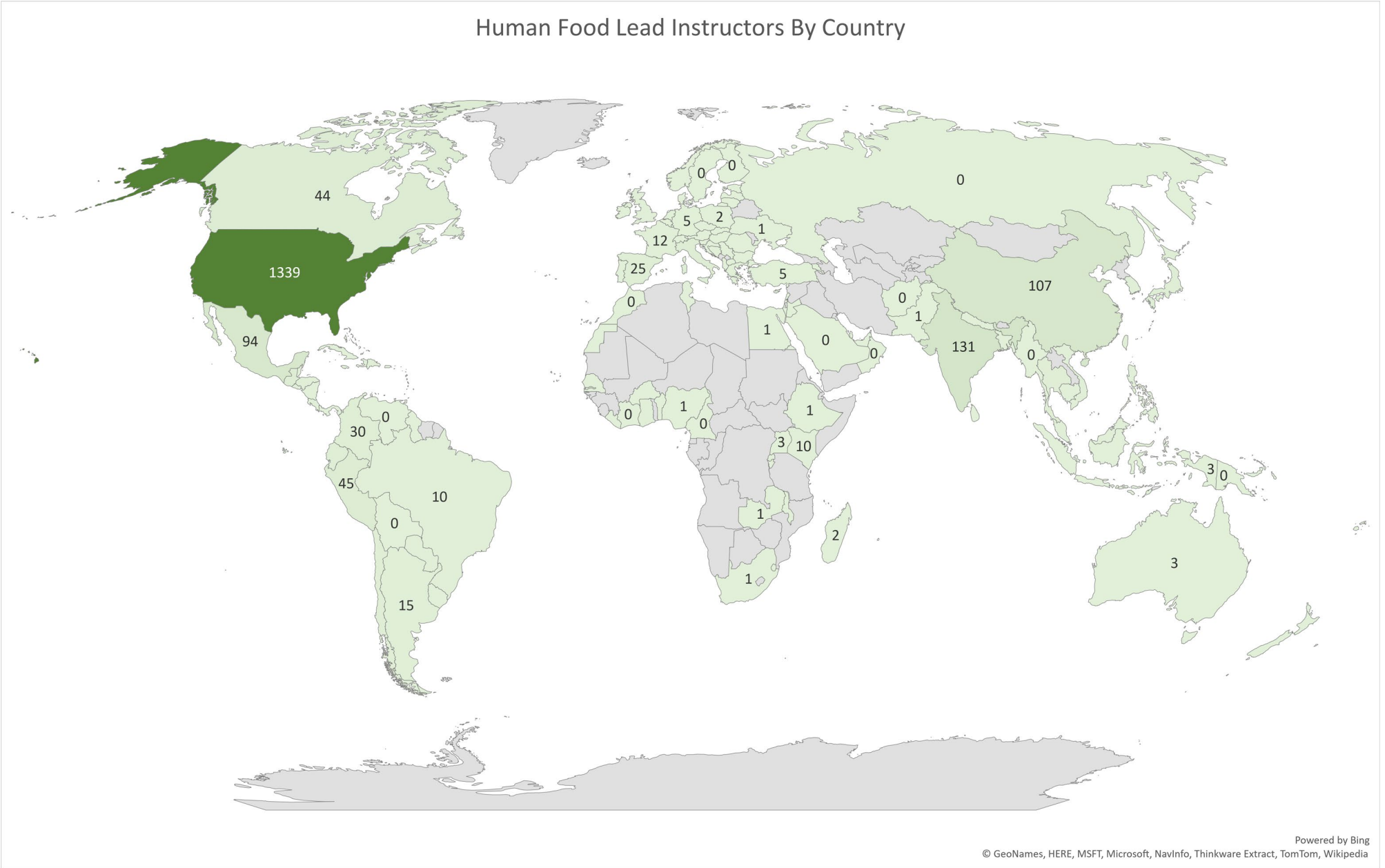
Data reported for the past 2-3 months are subject to change due to lag in submission of course rosters by instructors. Data reconciled quarterly.

Human Food International PCQI Certificates By Month with Trendline



Data reported for the past 2-3 months are subject to change due to lag in submission of course rosters by instructors. Data reconciled quarterly.

Human Food Lead Instructors By Country



Powered by Bing
© GeoNames, HERE, MSFT, Microsoft, NavInfo, Thinkware Extract, TomTom, Wikipedia

Data reported for the past 2-3 months are subject to change due to lag in submission of course rosters by instructors. Data reconciled quarterly.

Human Food Data By Country			
Country	Lead instructors	Courses Completed	Certificates Issued
Afghanistan	0	0	1
Albania	0	0	1
Andorra	0	0	1
Antigua and Barbuda	0	1	3
Argentina	15	69	876
Armenia	0	0	3
Australia	3	7	63
Austria	0	1	49
Bahamas	0	0	3
Bangladesh	3	1	45
Barbados	8	12	104
Belgium	1	13	124
Belize	0	3	30
Benin	1	2	21
Bolivia	0	6	132
Bosnia and Herzegovina	0	0	9
Brazil	10	101	948
Bulgaria	1	4	21
Burkina Faso	0	0	3
Burundi	1	0	4
Cambodia	0	3	31
Cameroon	0	0	6
Canada	44	405	3,087
Cape Verde	0	0	3
Cayman Islands	1	0	6
Chile	21	134	1,469
China	107	279	4,178
Cocos (Keeling) Islands	0	0	1
Colombia	30	128	2,021
Costa Rica	11	81	850
Cote d'Ivoire	0	7	62

Human Food Data By Country (cont.)			
Country	Lead instructors	Courses Completed	Certificates Issued
Croatia	1	7	32
Cuba	0	0	1
Cyprus	1	1	17
Czech Republic	0	0	6
Denmark	2	14	112
Dominican Republic	13	38	442
Ecuador	28	124	1,393
Egypt	1	13	123
El Salvador	11	29	219
Estonia	0	0	3
Eswatini	0	0	1
Ethiopia	1	1	18
Fiji	0	2	37
Finland	0	1	7
France	12	182	1,034
Gambia	1	1	27
Germany	5	83	765
Ghana	10	2	23
Greece	6	39	296
Grenada	0	1	19
Guatemala	34	75	1,054
Guyana	0	4	61
Haiti	3	5	46
Honduras	8	25	455
Hong Kong	1	4	11
Hungary	2	8	31
India	131	231	2,290
Indonesia	3	72	510

Human Food Data By Country (cont.)			
Country	Lead instructors	Courses Completed	Certificates Issued
Ireland	5	36	348
Israel	2	15	472
Italy	33	472	3,932
Jamaica	12	54	513
Japan	24	223	2,411
Jordan	0	1	10
Kenya	10	8	112
Korea, Republic of	7	81	1,169
Latvia	0	0	2
Lebanon	3	7	134
Liberia	0	0	1
Liechtenstein	0	0	2
Lithuania	1	9	73
Luxembourg	0	3	38
Macedonia, The Former Yugoslav Republic of	0	0	0
Madagascar	2	7	103
Malawi	0	0	6
Malaysia	7	89	806
Maldives	0	1	15
Malta	0	0	1
Mauritius	1	3	37
Mexico	94	676	8,617
Morocco	0	5	113
Myanmar	0	0	2
Nepal	2	0	2
Netherlands	5	74	490
New Zealand	0	1	31
Nicaragua	0	12	182

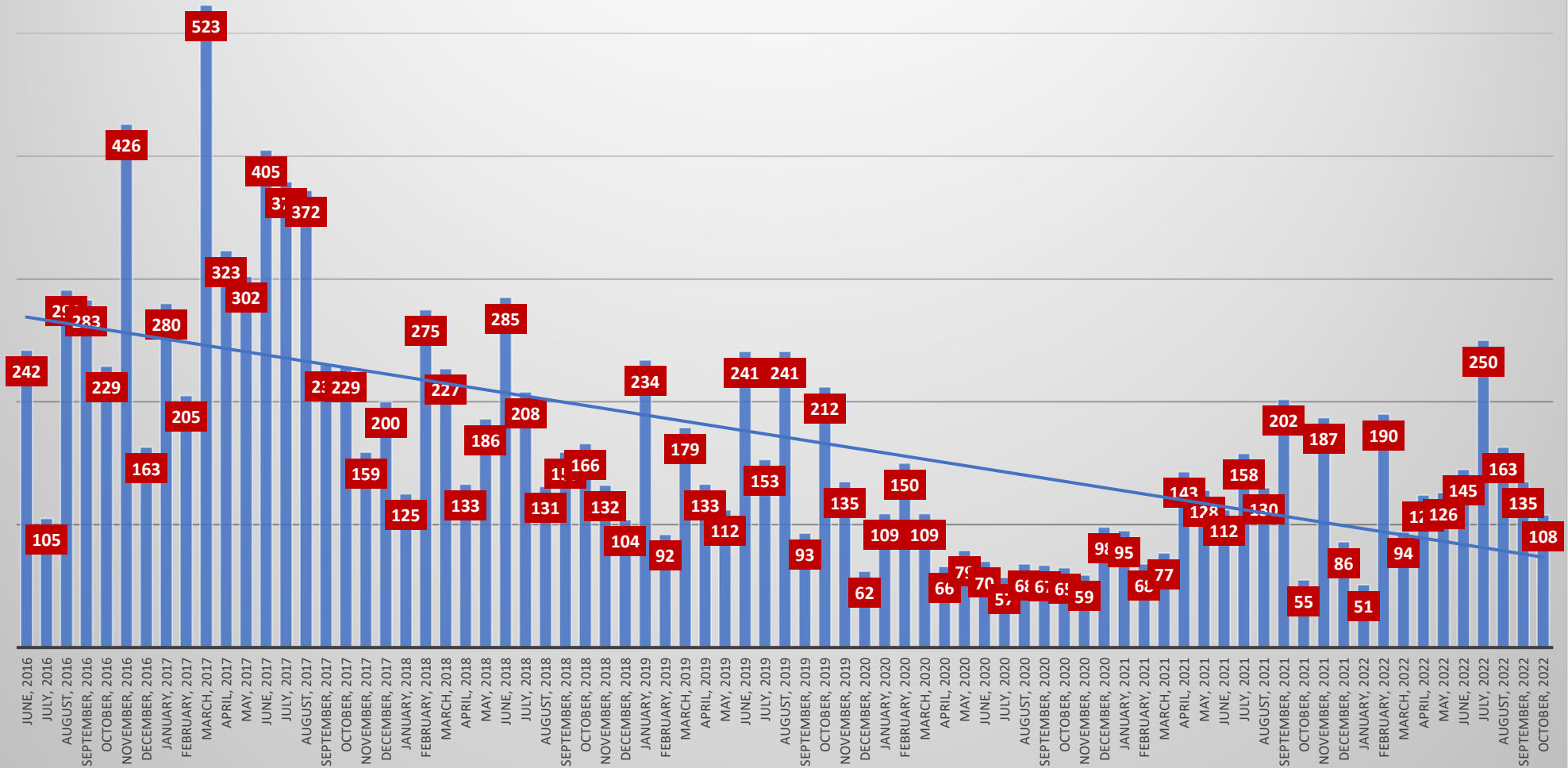
Human Food Data By Country (cont.)			
Country	Lead instructors	Courses Completed	Certificates Issued
Nigeria	1	0	24
Norway	0	6	63
Oman	0	0	3
Pakistan	1	2	33
Panama	2	3	90
Papua New Guinea	0	0	2
Paraguay	10	18	344
Peru	45	136	1,548
Philippines	4	27	461
Poland	2	27	225
Portugal	2	22	231
Puerto Rico	0	6	21
Qatar	1	1	2
Romania	1	0	8
Russian Federation	0	0	5
Rwanda	0	0	44
Saint Lucia	1	0	2
Saudi Arabia	0	1	35
Senegal	0	0	1
Serbia	0	0	19
Singapore	2	12	154
Slovakia	0	0	5
Slovenia	0	1	8
South Africa	1	4	65
Spain	25	334	2,711
Sri Lanka	3	15	143
Sweden	0	2	30

Human Food Data By Country (cont.)			
Country	Lead instructors	Courses Completed	Certificates Issued
Switzerland	1	18	176
Taiwan	10	84	1,507
Tanzania, United Republic of	1	2	10
Thailand	23	198	2,611
Trinidad and Tobago	8	24	173
Tunisia	0	1	36
Turkey	5	47	400
Turks and Caicos Islands	0	0	1
Uganda	3	0	13
Ukraine	1	0	11
United Arab Emirates	2	2	38
United Kingdom	10	57	412
United States	1,339	6,479	79,048
Uruguay	0	15	149
Venezuela	0	0	33
Vietnam	8	93	1,168
Zambia	1	0	2

Cumulative Animal Food Data		
Animal Food		
Certificates issued to date	Total	13,188
	Domestic	11,800
	International	1,388
Lead Instructor certificates to date	Total	340
	Domestic	268
	International	72
Total Participant Courses Registered		
Total Participant Courses Registered	Total	1,244
	Domestic	1,068
	International	176
Upcoming Registered Participant Courses	Total	69
	Domestic	69
	International	0
Participant Courses completed	Total	1,024
	Domestic	895
	International	129
Average Class Size	Total	13
	Domestic	13
	International	11
LI Courses Completed		
LI Courses Completed	Total	16
	Domestic	12
	International	4
Upcoming LI courses scheduled	Total	0
	Domestic	0
	International	0

Cumulative Animal Food Data		
Animal Food Blended		
Enrolled Into Animal Food Part 1	Total	577
	Domestic	567
	International	10
Part 1 Course Completions	Total	504
	Domestic	496
	International	8
Part 2 Certificates Issued	Total	424
	Domestic	417
	International	7
Part 2 Courses Completed	Total	126
	Domestic	123
	International	3
Current Good Manufacturing Practices (CGMPs) for Animal Food Production		
Enrolled Into CGMP	Total	104
	Domestic	101
	International	3
CGMP Course Completions	Total	82
	Domestic	82
	International	0

Animal Food Total PCQI Certificates By Month with Trendline

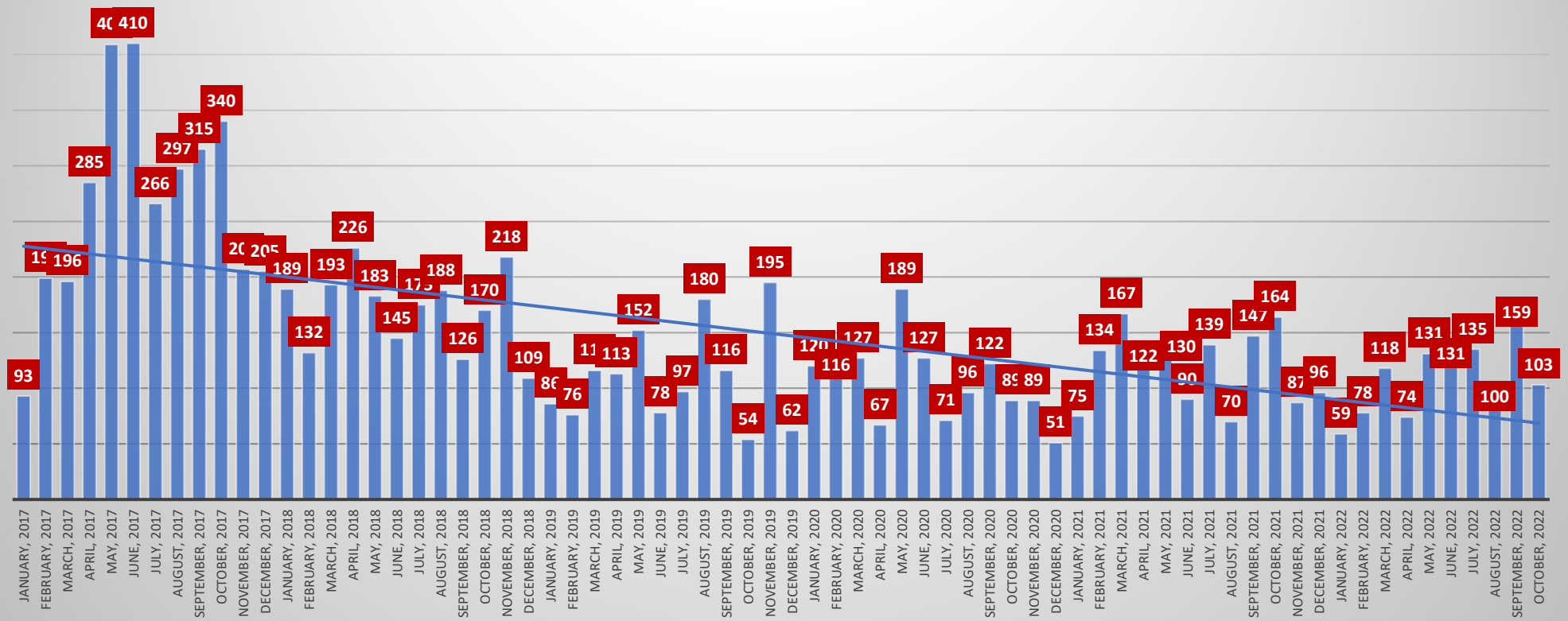


Data reported for the past 2-3 months are subject to change due to lag in submission of course rosters by instructors. Data reconciled quarterly.

Cumulative FSVP Data		
FSVP		
Certificates issued to date	Total	10,374
	Domestic	8,809
	International	1,565
Lead Instructor certificates to date	Total	363
	Domestic	306
	International	57
Total Participant Courses Registered	Total	1,753
	Domestic	1,406
	International	347
Upcoming Registered Participant Courses	Total	89
	Domestic	85
	International	4
Participant Courses completed	Total	1,229
	Domestic	1,036
	International	193
Average Class Size	Total	8
	Domestic	9
	International	8
LI Courses Completed	Total	17
	Domestic	17
	International	0
Upcoming LI courses scheduled	Total	0
	Domestic	0
	International	0

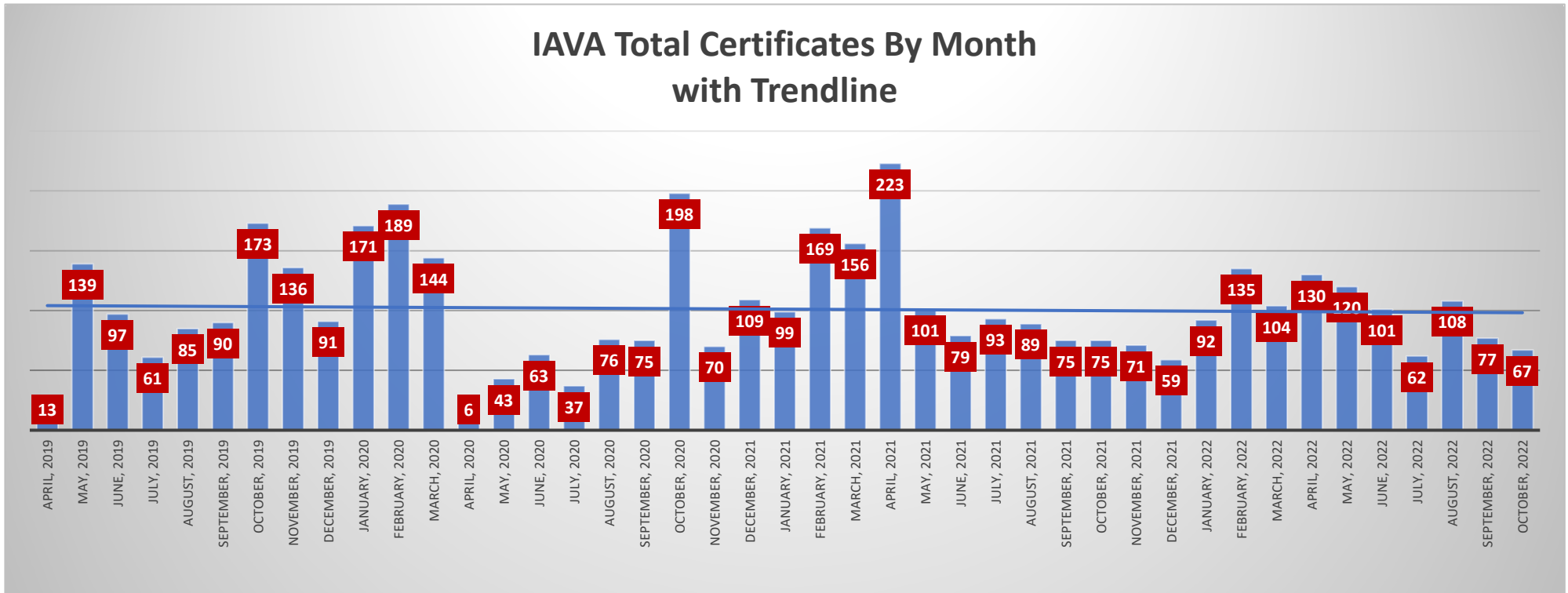
Cumulative FSVP Data		
FSVP Blended		
Enrolled Into FSVP Part 1	Total	482
	Domestic	456
	International	26
Part 1 Course Completions	Total	414
	Domestic	392
	International	22
Part 2 Certificates Issued	Total	334
	Domestic	322
	International	12
Part 2 Courses Completed	Total	87
	Domestic	87
	International	0

FSVP Total Certificates By Month with Trendline



Data reported for the past 2-3 months are subject to change due to lag in submission of course rosters by instructors. Data reconciled quarterly.

Cumulative IAVA Data		
IAVA		
Certificates issued to date	Total	4,351
	Domestic	2,248
	International	2,103
Lead Instructor certificates to date	Total	74
	Domestic	54
	International	20
Total Participant Courses Registered	Total	654
	Domestic	382
	International	272
Upcoming Registered Participant Courses	Total	43
	Domestic	39
	International	4
Participant Courses completed	Total	511
	Domestic	283
	International	228
Average Class Size	Total	9
	Domestic	8
	International	9
LI Courses Completed	Total	6
	Domestic	6
	International	0
Upcoming LI courses scheduled	Total	0
	Domestic	0
	International	0



Data reported for the past 2-3 months are subject to change due to lag in submission of course rosters by instructors. Data reconciled quarterly.

Intentional Adulteration		
Food Defense Awareness for the IA Rule	Number of times accessed	213,998
	Total Time Spent (minutes)	1,189,667
Overview of the Intentional Adulteration Rule (IA Rule)	Number of times accessed	65,304
	Total Time Spent (minutes)	437,254
Food Defense Awareness for the IA Rule: Spanish	Number of times accessed	19,078
	Total Time Spent (minutes)	77,746

IA Key Activity Types Course (Start Date: 11/28/2018)	Enrolled	3,074
	Not Started	54
	In Progress	27
	Completed	2,989
	Total Time Spent (minutes)	180d 11h 54m 1s
IA Mitigation Strategies (Start Date: 11/28/2018)	Enrolled	2,905
	Not Started	118
	In Progress	49
	Completed	2,736
	Total Time Spent (minutes)	334d 18h 50m 24s
IA Food Defense Plan Preparation and Reanalysis Course (Start Date: 12/11/2019)	Enrolled	1,349
	Not Started	81
	In Progress	36
	Completed	1,230
	Total Time Spent (minutes)	135d 16h 25m 5s