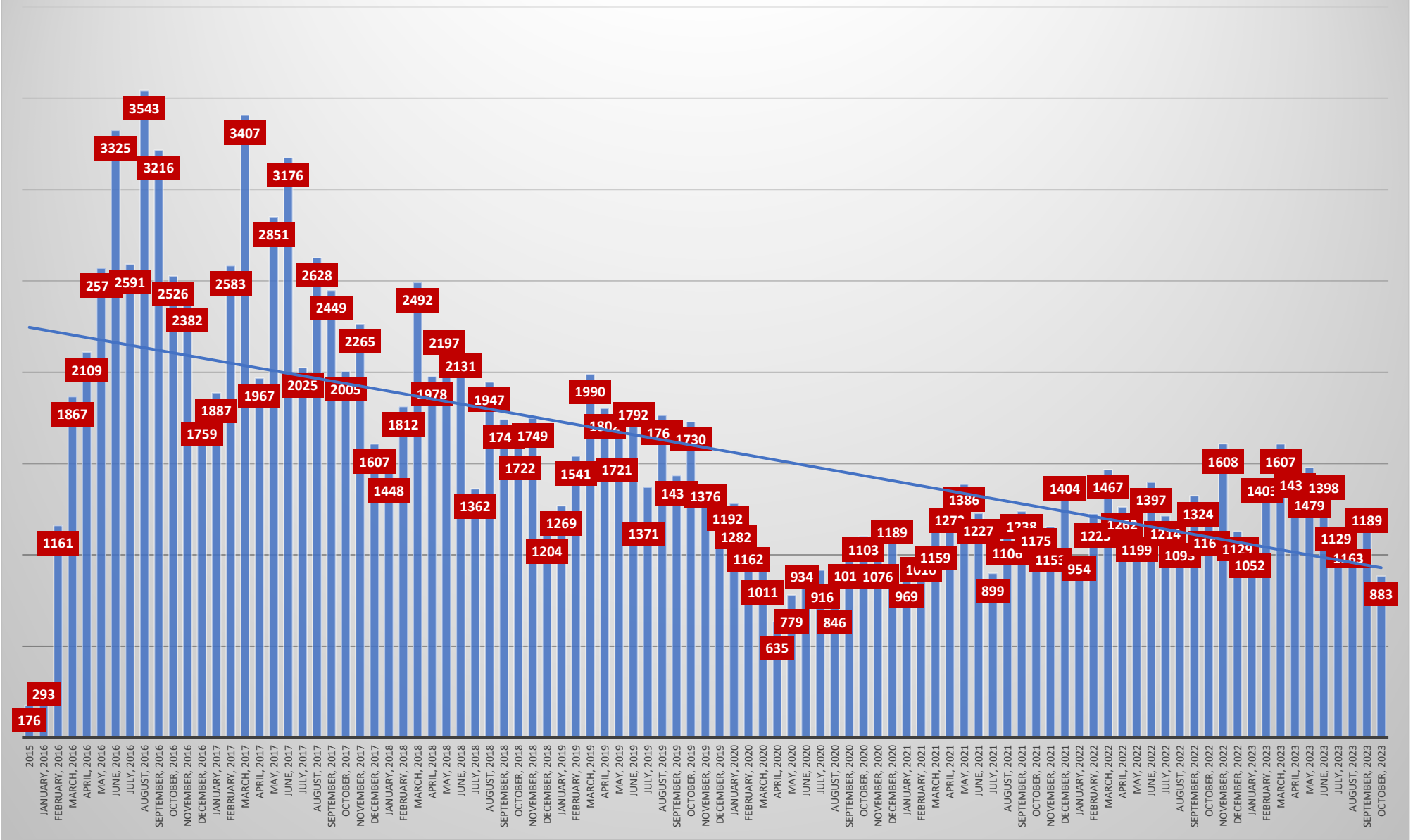


Cumulative Human Food Data		
Human Food		
Certificates issued to date	Total	150,823
	Domestic	87,924
	International	62,899
Lead Instructor certificates to date	Total	2,288
	Domestic	1,364
	International	924
Total Participant Courses Registered		
Total Participant Courses Registered	Total	15,348
	Domestic	8,381
	International	6,967
Upcoming Registered Participant Courses	Total	326
	Domestic	233
	International	93
Participant Courses completed	Total	13,323
	Domestic	7,426
	International	5,897
Average Class Size	Total	11
	Domestic	12
	International	11
LI Courses Completed		
LI Courses Completed	Total	108
	Domestic	71
	International	37
Upcoming LI Courses Scheduled	Total	0
	Domestic	0
	International	0

Cumulative Human Food Data

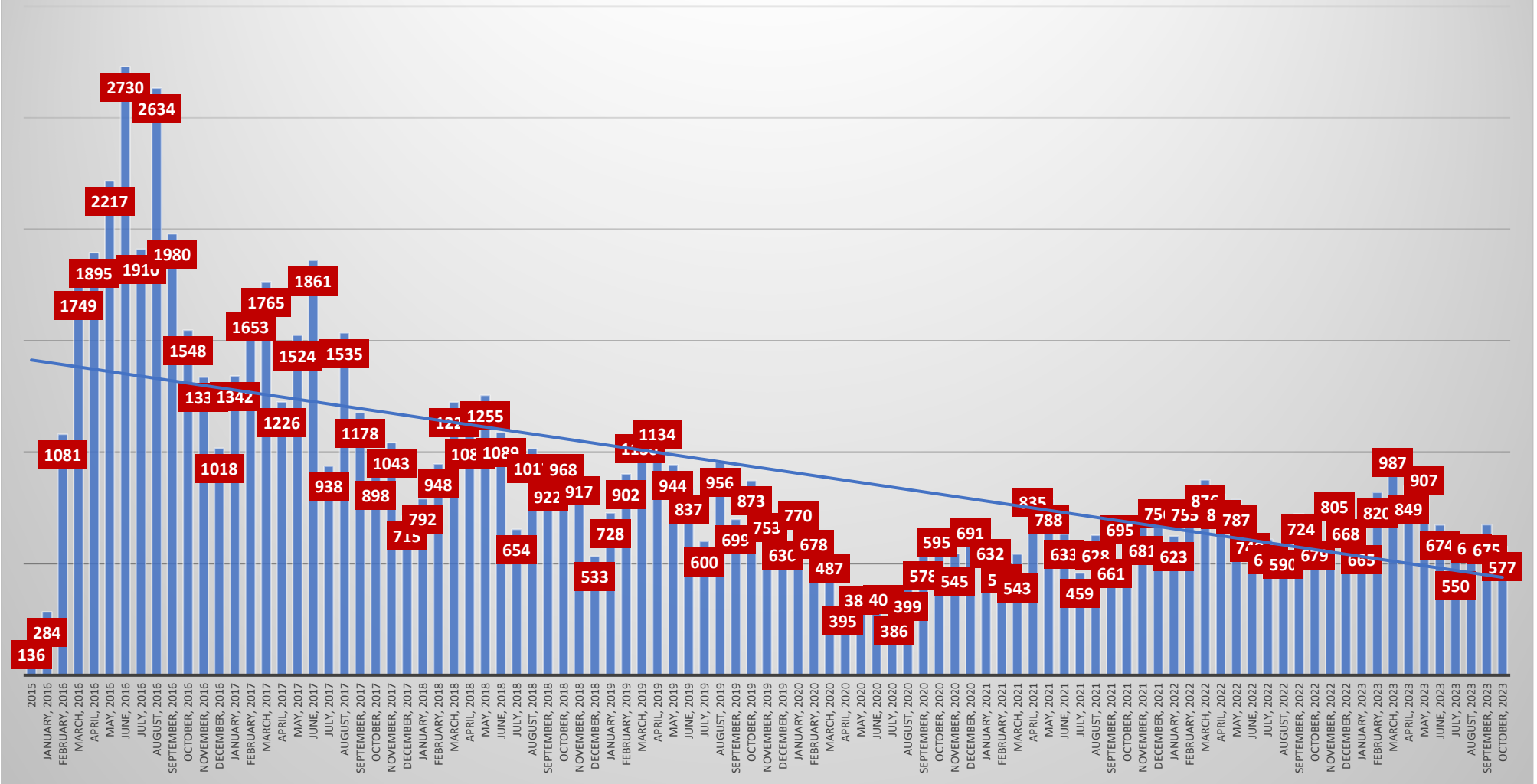
Human Food Blended		
Enrolled Into Human Food Part 1	Total	6,544
	Domestic	5,994
	International	550
Part 1 Course Completions	Total	6,078
	Domestic	5,560
	International	518
Part 2 Certificates Issued	Total	5,474
	Domestic	5,005
	International	469
Part 2 Courses Completed	Total	979
	Domestic	893
	International	86

**Human Food Total PCQI Certificates By Month
with Trendline**



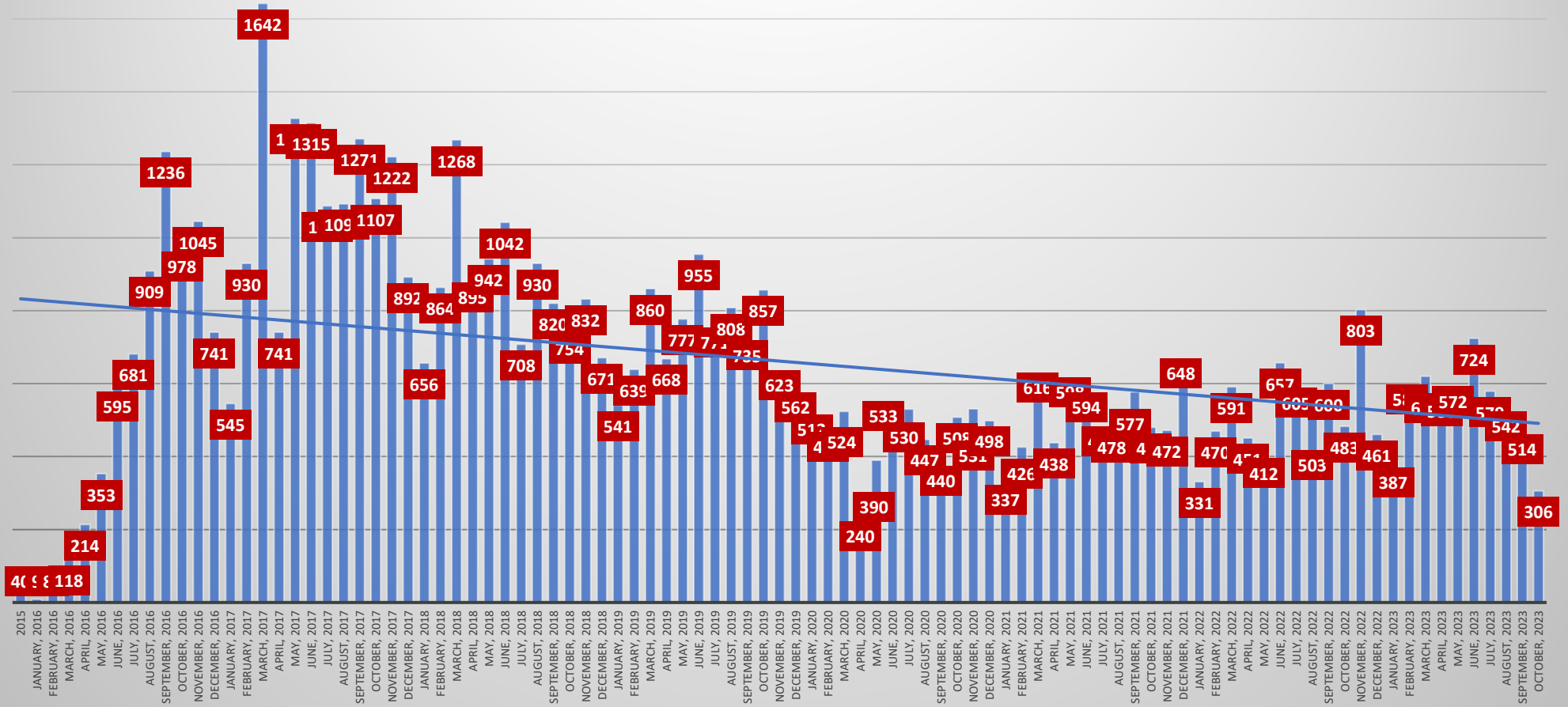
Data reported for the past 2-3 months are subject to change due to lag in submission of course rosters by instructors. Data reconciled quarterly.

Human Food Domestic PCQI Certificates By Month with Trendline



Data reported for the past 2-3 months is subject to change due to lag in submission of course rosters by instructors. Data reconciled quarterly.

Human Food International PCQI Certificates By Month with Trendline



Data reported for the past 2-3 months are subject to change due to lag in submission of course rosters by instructors. Data reconciled quarterly.

Human Food Data By Country			
Country	Lead instructors	Courses Completed	Certificates Issued
Afghanistan	0	0	1
Albania	0	0	2
Andorra	0	0	3
Algeria	0	0	1
Antigua and Barbuda	0	1	3
Argentina	15	73	943
Armenia	0	0	3
Australia	3	7	69
Austria	0	2	74
Bahamas	0	0	3
Bangladesh	3	1	51
Barbados	8	12	108
Belgium	4	17	147
Belize	0	3	37
Benin	1	3	26
Bolivia	0	6	146
Bosnia and Herzegovina	0	0	19
Brazil	10	117	1,102
Bulgaria	1	4	22
Burkina Faso	0	0	3
Burundi	1	0	4
Cambodia	0	3	31
Cameroon	0	0	7
Canada	45	449	3,586
Cape Verde	0	0	4
Cayman Islands	1	0	8
Chile	21	154	1,610
China	107	312	4,663
Cocos (Keeling) Islands	0	0	1
Colombia	28	143	2,250
Congo, The Democratic Republic of the	0	0	1

Human Food Data By Country (cont.)			
Country	Lead instructors	Courses Completed	Certificates Issued
Costa Rica	13	90	907
Cote d'Ivoire	0	7	62
Croatia	1	8	32
Cuba	0	0	1
Cyprus	1	1	17
Czech Republic	0	0	6
Denmark	2	17	137
Dominican Republic	13	40	503
Ecuador	28	136	1,495
Egypt	2	15	156
El Salvador	11	33	261
Estonia	0	0	3
Eswatini	0	0	1
Ethiopia	1	1	18
Fiji	0	2	39
Finland	0	1	8
France	12	202	1,147
Gambia	1	1	29
Georgia	0	1	9
Germany	5	99	901
Ghana	10	2	28
Greece	6	43	319
Grenada	0	1	22
Guatemala	34	84	1,179
Guyana	0	4	62
Haiti	3	5	46
Honduras	8	26	491
Hong Kong	1	7	11

Human Food Data By Country (cont.)			
Country	Lead instructors	Courses Completed	Certificates Issued
Hungary	2	10	39
India	131	276	2,663
Indonesia	3	85	558
Ireland	5	45	423
Israel	2	18	527
Italy	33	506	4,199
Jamaica	12	63	581
Japan	25	253	2,722
Jordan	0	1	11
Kenya	10	9	123
Korea, Democratic People's Republic of	0	0	36
Korea, Republic of	7	92	1,307
Latvia	0	0	2
Lebanon	3	7	160
Liberia	0	0	1
Liechtenstein	0	0	2
Lithuania	1	10	82
Luxembourg	0	3	38
Madagascar	2	8	117
Malawi	0	0	8
Malaysia	7	102	903
Maldives	0	1	16
Malta	0	0	1
Mauritius	1	4	51
Mexico	93	771	9,832
Micronesia, Federated States of	0	0	1
Morocco	0	5	136
Myanmar	0	0	4

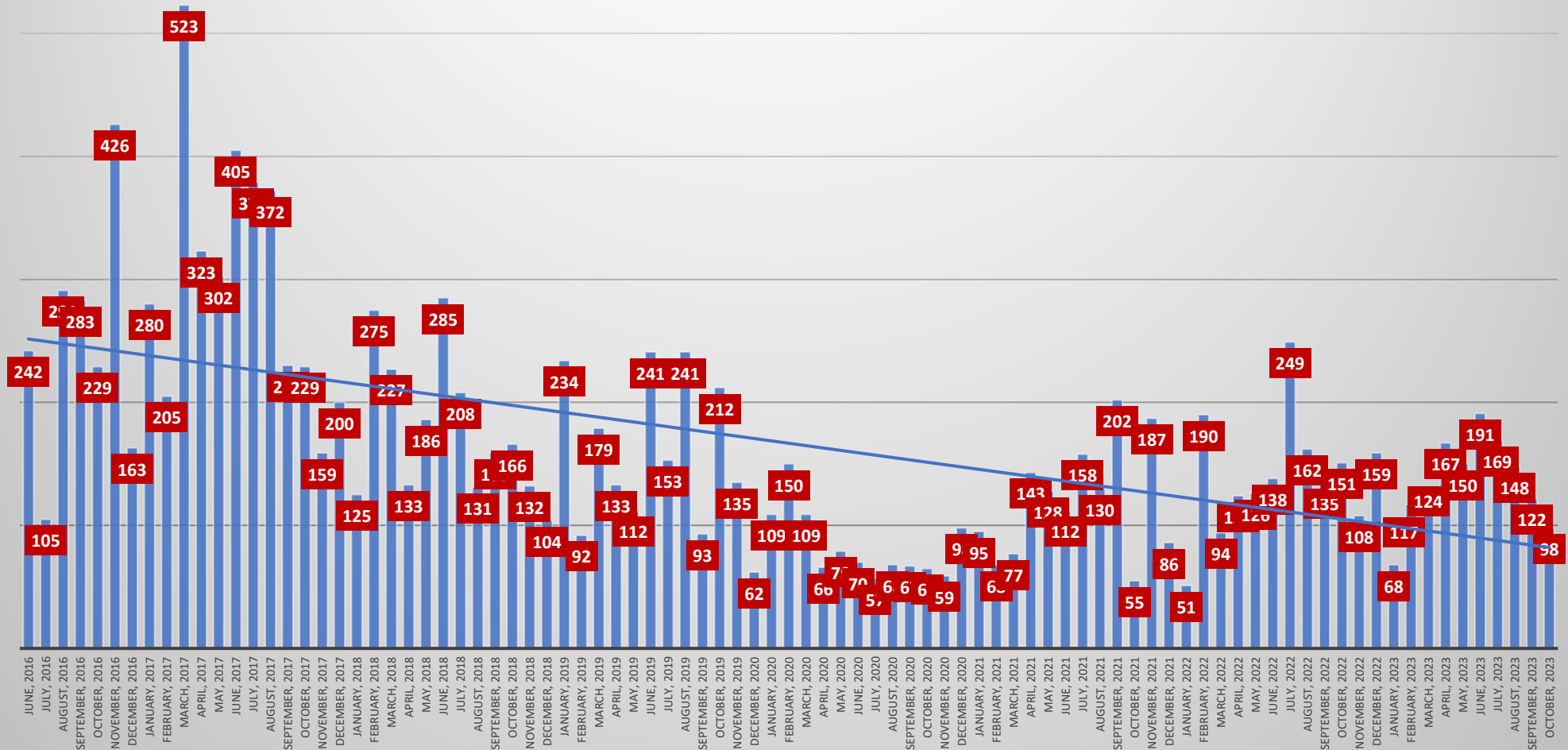
Human Food Data By Country (cont.)			
Country	Lead instructors	Courses Completed	Certificates Issued
Nepal	2	0	2
Netherlands	5	82	573
New Zealand	0	1	40
Nicaragua	0	14	226
Nigeria	1	0	33
North Macedonia	0	0	21
Norway	0	6	68
Oman	0	0	4
Pakistan	2	8	54
Panama	2	3	95
Papua New Guinea	0	0	2
Paraguay	10	18	357
Peru	46	148	1,657
Philippines	4	30	501
Poland	2	34	271
Portugal	2	22	242
Puerto Rico	1	10	47
Qatar	1	2	4
Romania	1	0	9
Russian Federation	0	0	5
Rwanda	0	0	46
Saint Lucia	1	0	2
Saudi Arabia	0	1	44
Senegal	0	0	1
Serbia	0	0	25
Singapore	2	16	199
Slovakia	0	0	7

Human Food Data By Country (cont.)			
Country	Lead instructors	Courses Completed	Certificates Issued
Slovenia	0	1	11
South Africa	1	5	79
Spain	26	363	3,023
Sri Lanka	3	20	179
Sudan	0	0	6
Sweden	0	2	32
Switzerland	1	19	192
Taiwan	10	100	1,737
Tanzania, United Republic of	1	2	10
Thailand	23	222	2,864
Trinidad and Tobago	9	31	245
Tunisia	0	1	40
Turkey	5	56	522
Turks and Caicos Islands	0	0	1
Uganda	3	0	17
Ukraine	1	0	11
United Arab Emirates	2	2	55
United Kingdom	10	58	451
United States	1,364	7,409	87,924
Uruguay	0	15	156
Uzbekistan	1	0	1
Venezuela	0	0	36
Vietnam	8	114	1,330
Zambia	1	0	5

Cumulative Animal Food Data		
Animal Food		
Certificates issued to date	Total	14,843
	Domestic	13,289
	International	1,554
Lead Instructor certificates to date	Total	340
	Domestic	268
	International	72
Total Participant Courses Registered		
Total Participant Courses Registered	Total	1,448
	Domestic	1,255
	International	193
Upcoming Registered Participant Courses	Total	85
	Domestic	84
	International	1
Participant Courses completed	Total	1,206
	Domestic	1,062
	International	144
Average Class Size	Total	12
	Domestic	13
	International	11
LI Courses Completed		
LI Courses Completed	Total	16
	Domestic	12
	International	4
Upcoming LI courses scheduled	Total	1
	Domestic	1
	International	0

Cumulative Animal Food Data		
Animal Food Blended		
Enrolled Into Animal Food Part 1	Total	763
	Domestic	744
	International	19
Part 1 Course Completions	Total	686
	Domestic	669
	International	17
Part 2 Certificates Issued	Total	599
	Domestic	584
	International	15
Part 2 Courses Completed	Total	180
	Domestic	177
	International	3
Current Good Manufacturing Practices (CGMPs) for Animal Food Production		
Enrolled Into CGMP	Total	120
	Domestic	115
	International	5
CGMP Course Completions	Total	100
	Domestic	99
	International	1

Animal Food Total PCQI Certificates By Month with Trendline

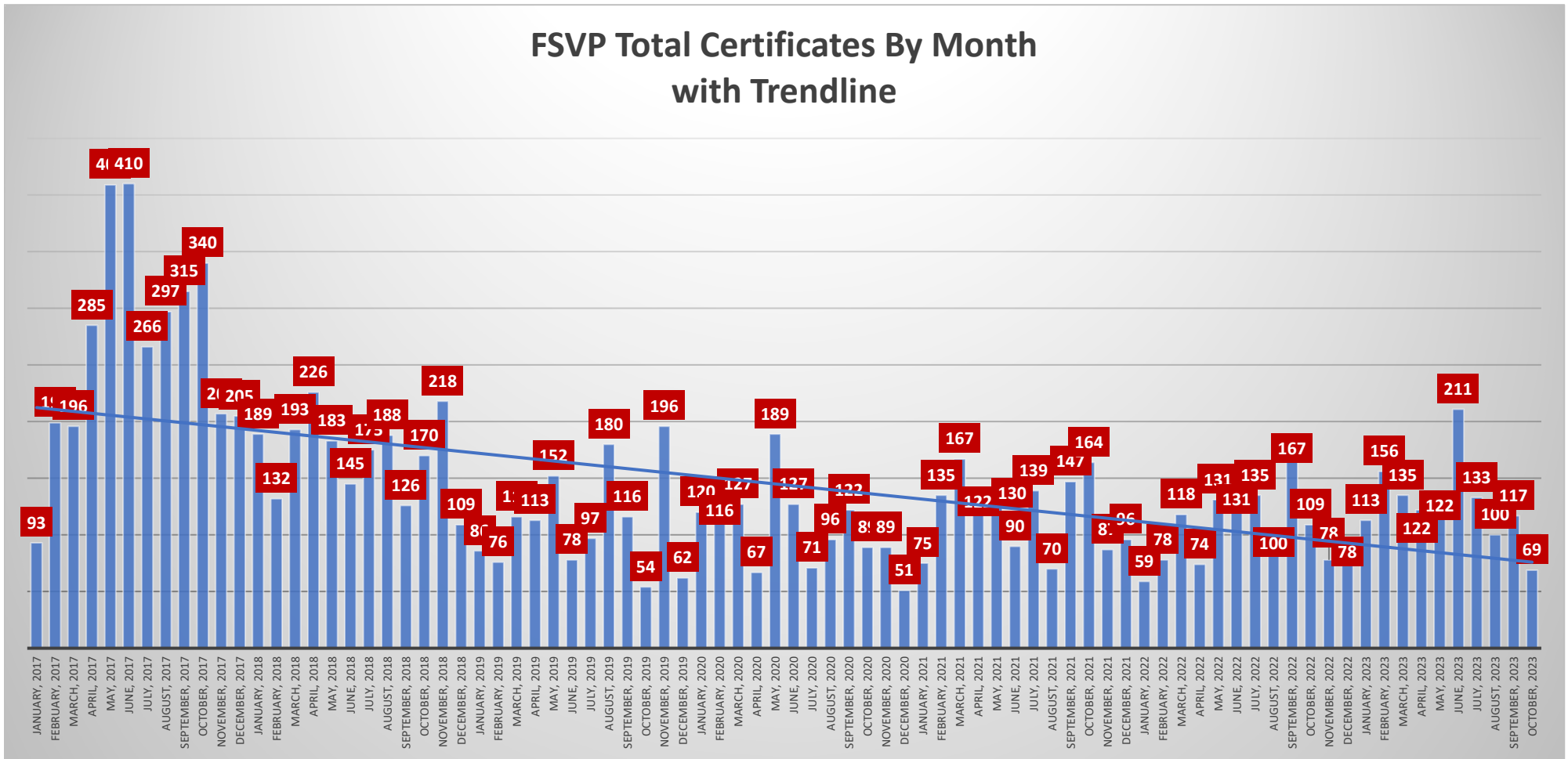


Data reported for the past 2-3 months are subject to change due to lag in submission of course rosters by instructors. Data reconciled quarterly.

Cumulative FSVP Data		
FSVP		
Certificates issued to date	Total	11,824
	Domestic	9,978
	International	1,846
Lead Instructor certificates to date	Total	363
	Domestic	306
	International	57
Total Participant Courses Registered	Total	2,034
	Domestic	1,642
	International	392
Upcoming Registered Participant Courses	Total	91
	Domestic	87
	International	4
Participant Courses completed	Total	1,464
	Domestic	1,239
	International	225
Average Class Size	Total	8
	Domestic	8
	International	8
LI Courses Completed	Total	17
	Domestic	17
	International	0
Upcoming LI courses scheduled	Total	1
	Domestic	1
	International	0

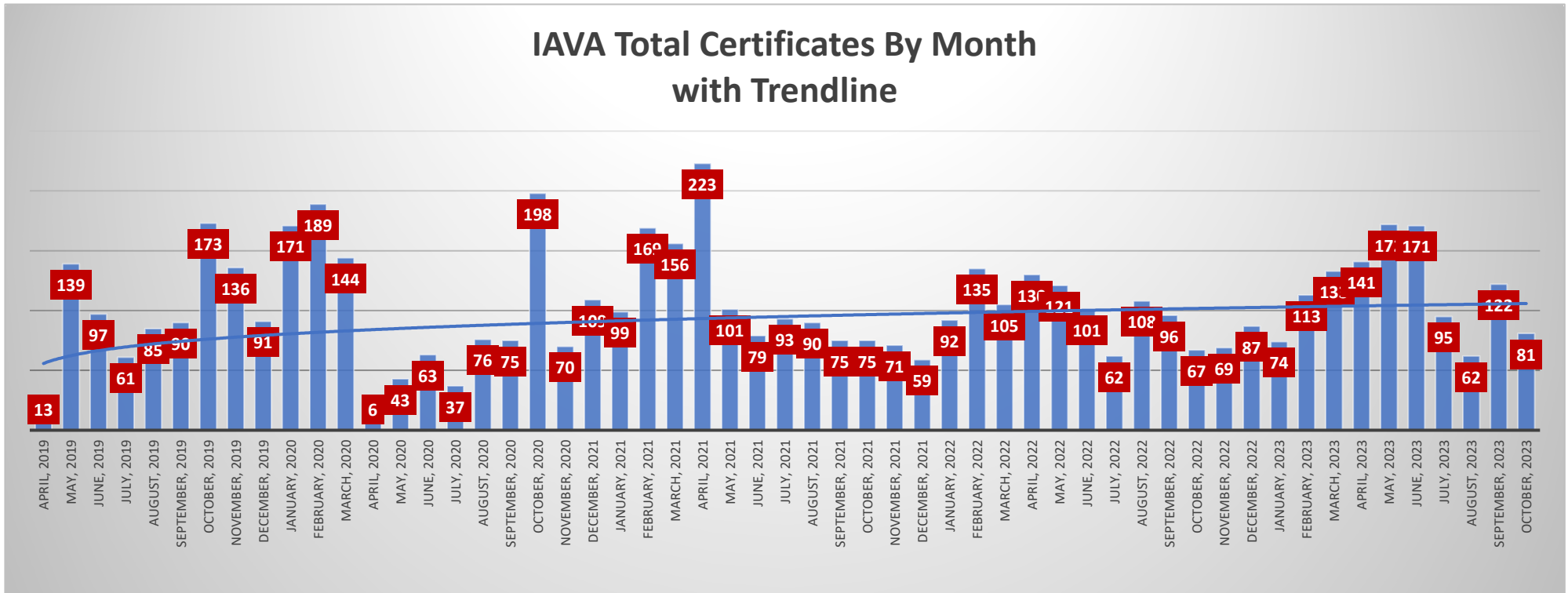
Cumulative FSVP Data		
FSVP Blended		
Enrolled Into FSVP Part 1	Total	649
	Domestic	604
	International	45
Part 1 Course Completions	Total	564
	Domestic	521
	International	43
Part 2 Certificates Issued	Total	460
	Domestic	435
	International	25
Part 2 Courses Completed	Total	118
	Domestic	118
	International	0

FSVP Total Certificates By Month with Trendline



Data reported for the past 2-3 months are subject to change due to lag in submission of course rosters by instructors. Data reconciled quarterly.

Cumulative IAVA Data		
IAVA		
Certificates issued to date	Total	5,693
	Domestic	2,735
	International	2,958
Lead Instructor certificates to date	Total	74
	Domestic	54
	International	20
Total Participant Courses Registered		
Total Participant Courses Registered	Total	854
	Domestic	475
	International	379
Upcoming Registered Participant Courses	Total	38
	Domestic	31
	International	7
Participant Courses completed	Total	689
	Domestic	362
	International	327
Average Class Size	Total	8
	Domestic	8
	International	9
LI Courses Completed		
LI Courses Completed	Total	6
	Domestic	6
	International	0
Upcoming LI courses scheduled	Total	1
	Domestic	1
	International	0



Data reported for the past 2-3 months are subject to change due to lag in submission of course rosters by instructors. Data reconciled quarterly.

Intentional Adulteration		
Food Defense Awareness for the IA Rule	Number of times accessed	261,095
	Total Time Spent (minutes)	1,339,820
Overview of the Intentional Adulteration Rule (IA Rule)	Number of times accessed	80,995
	Total Time Spent (minutes)	498,816
Food Defense Awareness for the IA Rule: Spanish	Number of times accessed	33,041
	Total Time Spent (minutes)	117,551

IA Key Activity Types Course (Start Date: 11/28/2018)	Enrolled	3,480
	Not Started	58
	In Progress	32
	Completed	3,384
	Total Time Spent (minutes)	202d 20h 23m 13s
IA Mitigation Strategies (Start Date: 11/28/2018)	Enrolled	3,303
	Not Started	124
	In Progress	51
	Completed	3,124
	Total Time Spent (minutes)	380d 3h 35m 59s
IA Food Defense Plan Preparation and Reanalysis Course (Start Date: 12/11/2019)	Enrolled	1,655
	Not Started	92
	In Progress	35
	Completed	1,526
	Total Time Spent (minutes)	167d 11h 43m 0s