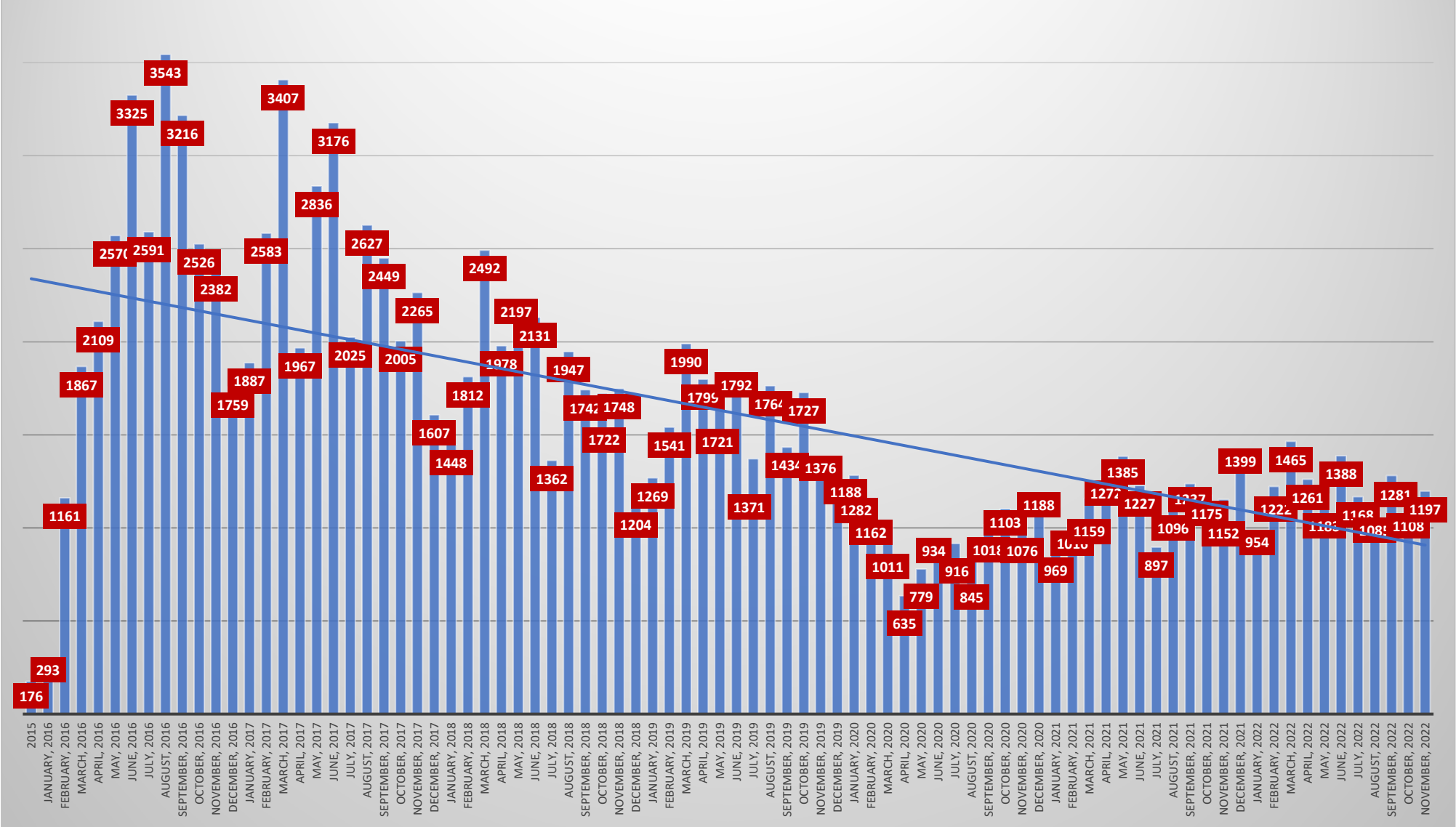


Cumulative Human Food Data		
Human Food		
Certificates issued to date	Total	136,319
	Domestic	79,799
	International	56,520
Lead Instructor certificates to date	Total	2,253
	Domestic	1,339
	International	914
Total Participant Courses Registered		
Total Participant Courses Registered	Total	14,057
	Domestic	7,676
	International	6,381
Upcoming Registered Participant Courses	Total	346
	Domestic	249
	International	97
Participant Courses completed	Total	11,800
	Domestic	6,543
	International	5,257
Average Class Size	Total	12
	Domestic	12
	International	11
LI Courses Completed		
LI Courses Completed	Total	105
	Domestic	68
	International	37
Upcoming LI Courses Scheduled	Total	0
	Domestic	0
	International	0

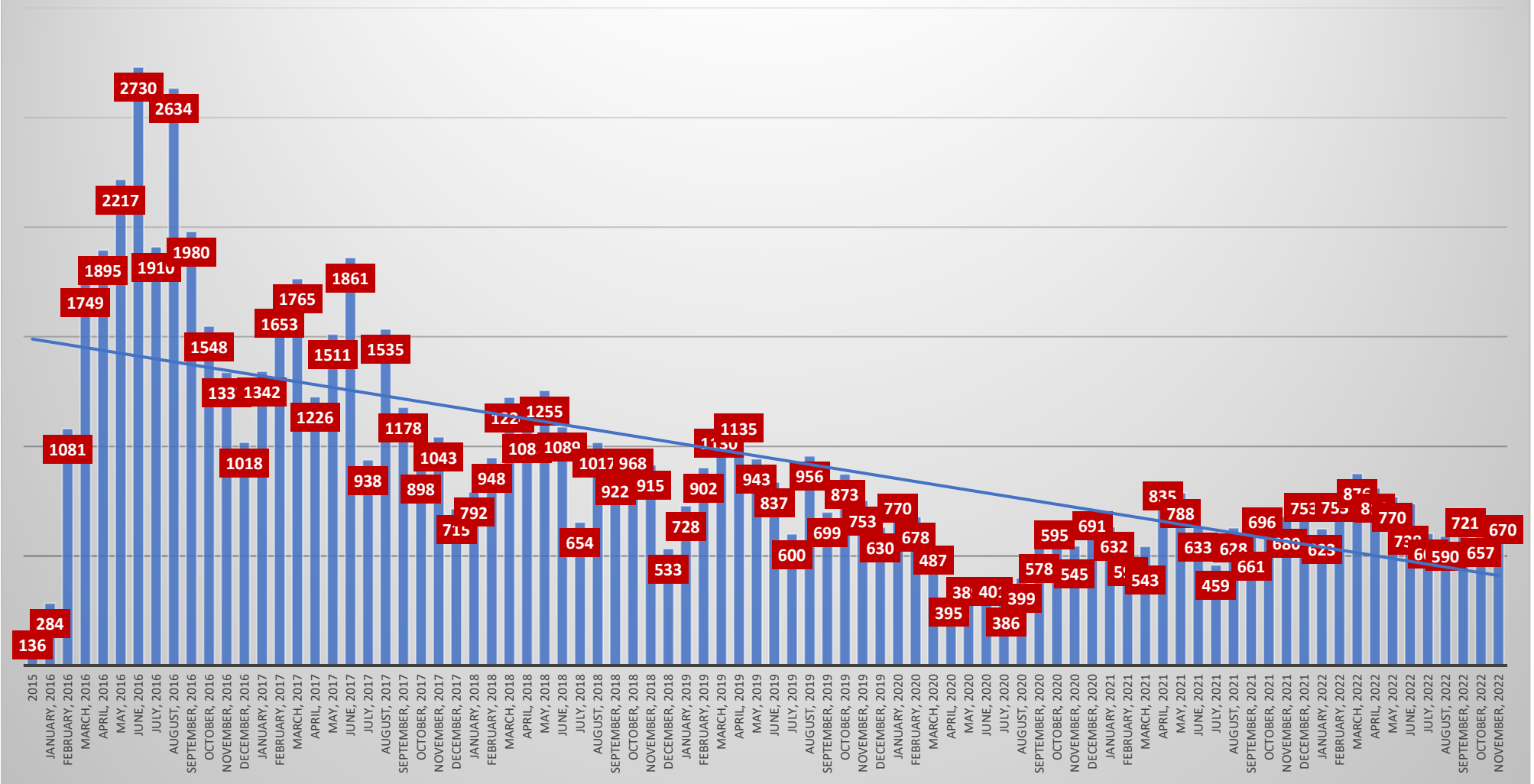
Cumulative Human Food Data		
Human Food Blended		
Enrolled Into Human Food Part 1	Total	5,635
	Domestic	5,167
	International	468
Part 1 Course Completions	Total	5,177
	Domestic	4,738
	International	439
Part 2 Certificates Issued	Total	4,638
	Domestic	4,247
	International	391
Part 2 Courses Completed	Total	826
	Domestic	747
	International	79

**Human Food Total PCQI Certificates By Month
with Trendline**



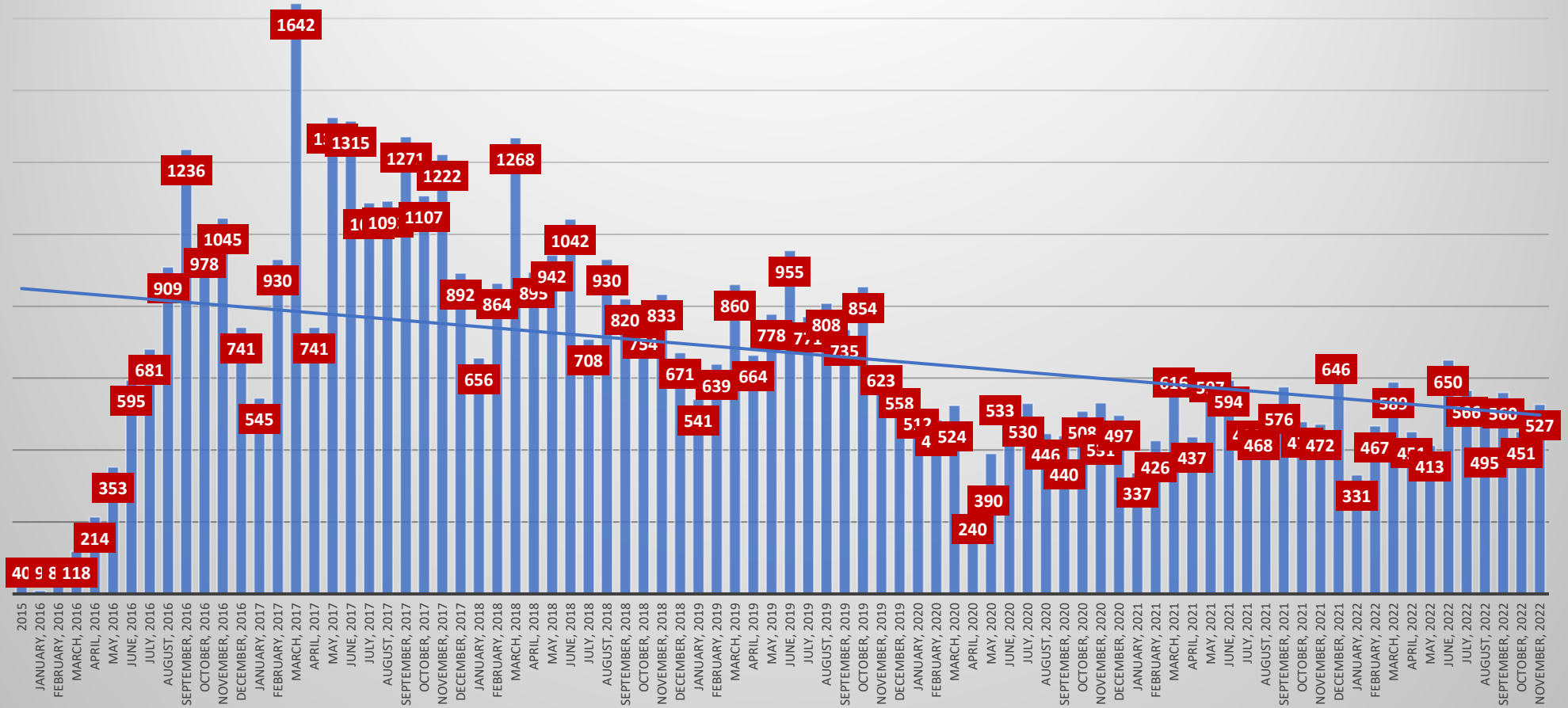
Data reported for the past 2-3 months are subject to change due to lag in submission of course rosters by instructors. Data reconciled quarterly.

Human Food Domestic PCQI Certificates By Month with Trendline



Data reported for the past 2-3 months are subject to change due to lag in submission of course rosters by instructors. Data reconciled quarterly.

Human Food International PCQI Certificates By Month with Trendline



Data reported for the past 2-3 months are subject to change due to lag in submission of course rosters by instructors. Data reconciled quarterly.

Human Food Data By Country			
Country	Lead instructors	Courses Completed	Certificates Issued
Afghanistan	0	0	1
Albania	0	0	1
Andorra	0	0	1
Antigua and Barbuda	0	1	3
Argentina	15	69	878
Armenia	0	0	3
Australia	3	7	63
Austria	0	2	62
Bahamas	0	0	3
Bangladesh	3	1	51
Barbados	8	12	104
Belgium	1	14	130
Belize	0	3	30
Benin	1	2	21
Bolivia	0	6	136
Bosnia and Herzegovina	0	0	9
Brazil	10	103	972
Bulgaria	1	4	22
Burkina Faso	0	0	3
Burundi	1	0	4
Cambodia	0	3	31
Cameroon	0	0	6
Canada	44	409	3,131
Cape Verde	0	0	4
Cayman Islands	1	0	6
Chile	21	137	1,503
China	107	283	4,222
Cocos (Keeling) Islands	0	0	1
Colombia	30	129	2,034
Costa Rica	11	81	851
Cote d'Ivoire	0	7	62

Human Food Data By Country (cont.)			
Country	Lead instructors	Courses Completed	Certificates Issued
Croatia	1	7	32
Cuba	0	0	1
Cyprus	1	1	17
Czech Republic	0	0	6
Denmark	2	15	119
Dominican Republic	13	37	442
Ecuador	28	127	1,411
Egypt	2	13	123
El Salvador	11	29	223
Estonia	0	0	3
Eswatini	0	0	1
Ethiopia	1	1	18
Fiji	0	2	37
Finland	0	1	7
France	12	186	1,048
Gambia	1	1	27
Germany	5	85	779
Ghana	10	2	23
Greece	6	39	296
Grenada	0	1	19
Guatemala	34	75	1,070
Guyana	0	4	61
Haiti	3	5	46
Honduras	8	25	455
Hong Kong	1	4	11
Hungary	2	8	31
India	131	237	2,333
Indonesia	3	74	517

Human Food Data By Country (cont.)			
Country	Lead instructors	Courses Completed	Certificates Issued
Ireland	5	36	357
Israel	2	15	472
Italy	33	475	3,956
Jamaica	12	56	530
Japan	24	224	2,425
Jordan	0	1	10
Kenya	10	8	112
Korea, Republic of	7	82	1,169
Latvia	0	0	2
Lebanon	3	7	134
Liberia	0	0	1
Liechtenstein	0	0	2
Lithuania	1	9	73
Luxembourg	0	3	38
Macedonia, The Former Yugoslav Republic of	0	0	0
Madagascar	2	7	103
Malawi	0	0	6
Malaysia	7	91	817
Maldives	0	1	15
Malta	0	0	1
Mauritius	1	3	37
Mexico	94	687	8,760
Morocco	0	5	113
Myanmar	0	0	2
Nepal	2	0	2
Netherlands	5	75	490
New Zealand	0	1	31
Nicaragua	0	12	182

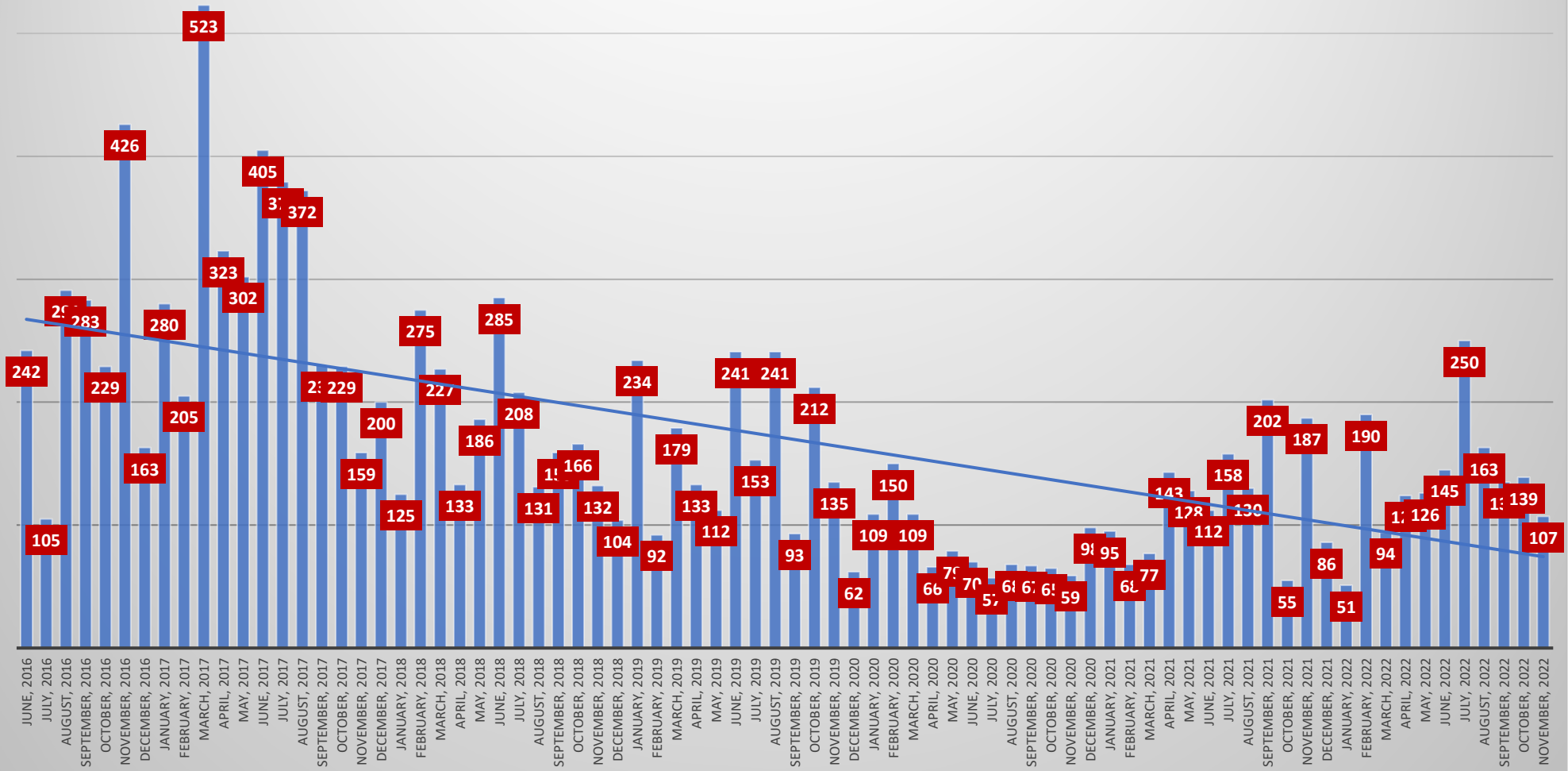
Human Food Data By Country (cont.)			
Country	Lead instructors	Courses Completed	Certificates Issued
Nigeria	1	0	24
Norway	0	6	63
Oman	0	0	3
Pakistan	1	2	33
Panama	2	3	90
Papua New Guinea	0	0	2
Paraguay	10	18	345
Peru	45	136	1,569
Philippines	4	27	473
Poland	2	27	226
Portugal	2	22	231
Puerto Rico	0	6	21
Qatar	1	1	2
Romania	1	0	8
Russian Federation	0	0	5
Rwanda	0	0	44
Saint Lucia	1	0	2
Saudi Arabia	0	1	36
Senegal	0	0	1
Serbia	0	0	19
Singapore	2	12	154
Slovakia	0	0	5
Slovenia	0	1	8
South Africa	1	4	65
Spain	25	338	2,754
Sri Lanka	3	16	153
Sweden	0	2	30

Human Food Data By Country (cont.)			
Country	Lead instructors	Courses Completed	Certificates Issued
Switzerland	1	19	183
Taiwan	10	84	1,507
Tanzania, United Republic of	1	2	10
Thailand	23	202	2,644
Trinidad and Tobago	8	25	174
Tunisia	0	1	36
Turkey	5	48	407
Turks and Caicos Islands	0	0	1
Uganda	3	0	13
Ukraine	1	0	11
United Arab Emirates	2	2	44
United Kingdom	10	57	415
United States	1,339	6,534	79,799
Uruguay	0	15	149
Venezuela	0	0	33
Vietnam	8	94	1,181
Zambia	1	0	2

Cumulative Animal Food Data		
Animal Food		
Certificates issued to date	Total	13,326
	Domestic	11,928
	International	1,398
Lead Instructor certificates to date	Total	340
	Domestic	268
	International	72
Total Participant Courses Registered	Total	1,257
	Domestic	1,080
	International	177
Upcoming Registered Participant Courses	Total	67
	Domestic	67
	International	0
Participant Courses completed	Total	1,039
	Domestic	909
	International	130
Average Class Size	Total	13
	Domestic	13
	International	11
LI Courses Completed	Total	16
	Domestic	12
	International	4
Upcoming LI courses scheduled	Total	0
	Domestic	0
	International	0

Cumulative Animal Food Data		
Animal Food Blended		
Enrolled Into Animal Food Part 1	Total	604
	Domestic	593
	International	11
Part 1 Course Completions	Total	539
	Domestic	530
	International	9
Part 2 Certificates Issued	Total	439
	Domestic	432
	International	7
Part 2 Courses Completed	Total	129
	Domestic	126
	International	3
Current Good Manufacturing Practices (CGMPs) for Animal Food Production		
Enrolled Into CGMP	Total	104
	Domestic	101
	International	3
CGMP Course Completions	Total	82
	Domestic	82
	International	0

Animal Food Total PCQI Certificates By Month with Trendline

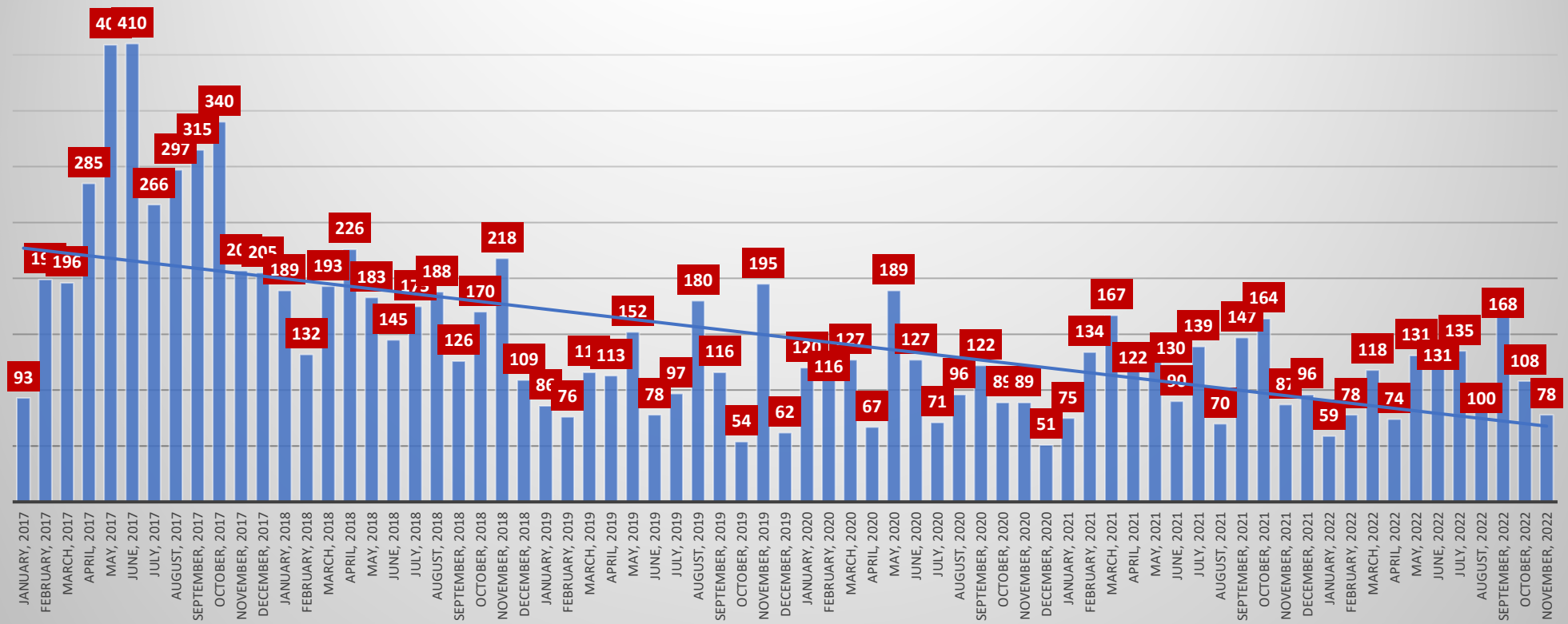


Data reported for the past 2-3 months are subject to change due to lag in submission of course rosters by instructors. Data reconciled quarterly.

Cumulative FSVP Data		
FSVP		
Certificates issued to date	Total	10,466
	Domestic	8,894
	International	1,572
Lead Instructor certificates to date	Total	363
	Domestic	306
	International	57
Total Participant Courses Registered	Total	1,775
	Domestic	1,426
	International	349
Upcoming Registered Participant Courses	Total	78
	Domestic	73
	International	5
Participant Courses completed	Total	1,246
	Domestic	1,052
	International	194
Average Class Size	Total	8
	Domestic	8
	International	8
LI Courses Completed	Total	17
	Domestic	17
	International	0
Upcoming LI courses scheduled	Total	0
	Domestic	0
	International	0

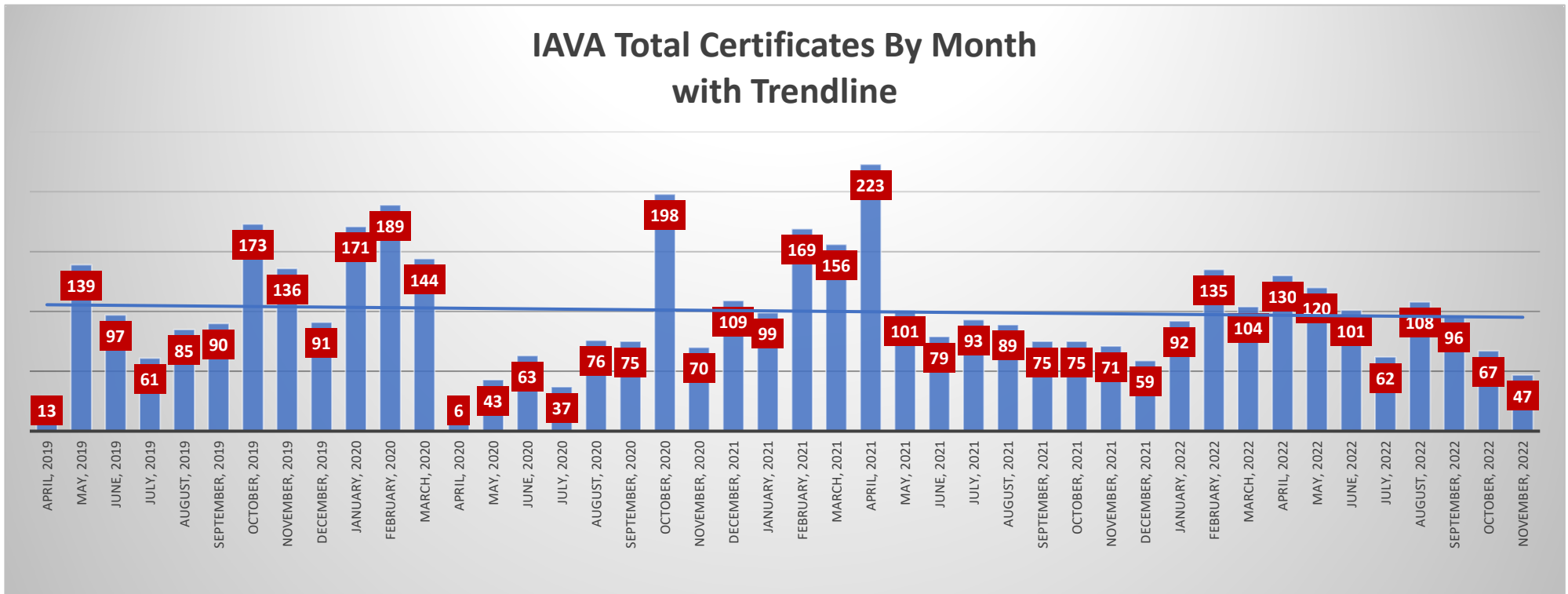
Cumulative FSVP Data		
FSVP Blended		
Enrolled Into FSVP Part 1	Total	323
	Domestic	308
	International	15
Part 1 Course Completions	Total	295
	Domestic	280
	International	15
Part 2 Certificates Issued	Total	340
	Domestic	328
	International	12
Part 2 Courses Completed	Total	88
	Domestic	88
	International	0

FSVP Total Certificates By Month with Trendline



Data reported for the past 2-3 months are subject to change due to lag in submission of course rosters by instructors. Data reconciled quarterly.

Cumulative IAVA Data		
IAVA		
Certificates issued to date	Total	4,417
	Domestic	2,280
	International	2,137
Lead Instructor certificates to date	Total	74
	Domestic	54
	International	20
Total Participant Courses Registered		
Total Participant Courses Registered	Total	671
	Domestic	391
	International	280
Upcoming Registered Participant Courses	Total	43
	Domestic	35
	International	8
Participant Courses completed	Total	521
	Domestic	289
	International	232
Average Class Size	Total	8
	Domestic	8
	International	9
LI Courses Completed		
LI Courses Completed	Total	6
	Domestic	6
	International	0
Upcoming LI courses scheduled	Total	0
	Domestic	0
	International	0



Data reported for the past 2-3 months are subject to change due to lag in submission of course rosters by instructors. Data reconciled quarterly.

Intentional Adulteration		
Food Defense Awareness for the IA Rule	Number of times accessed	216,622
	Total Time Spent (minutes)	1,201,624
Overview of the Intentional Adulteration Rule (IA Rule)	Number of times accessed	66,334
	Total Time Spent (minutes)	440,922
Food Defense Awareness for the IA Rule: Spanish	Number of times accessed	19,718
	Total Time Spent (minutes)	80,745

IA Key Activity Types Course (Start Date: 11/28/2018)	Enrolled	3,111
	Not Started	50
	In Progress	27
	Completed	3,030
	Total Time Spent (minutes)	182d 16h 13m 36s
IA Mitigation Strategies (Start Date: 11/28/2018)	Enrolled	2,947
	Not Started	118
	In Progress	48
	Completed	2,779
	Total Time Spent (minutes)	340d 3h 40m 14s
IA Food Defense Plan Preparation and Reanalysis Course (Start Date: 12/11/2019)	Enrolled	1,376
	Not Started	82
	In Progress	32
	Completed	1,260
	Total Time Spent (minutes)	138d 21h 27m 14s