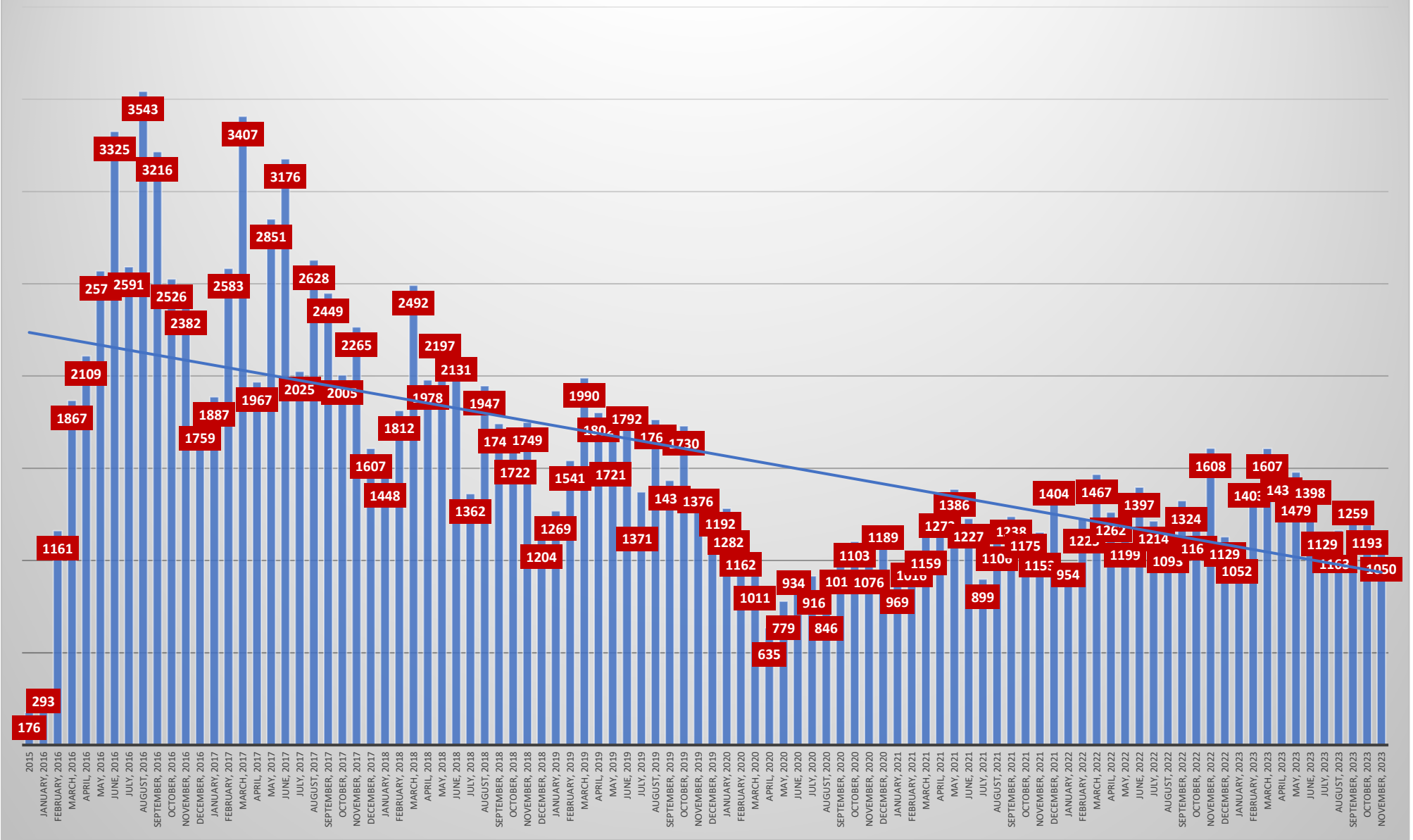


<b>Cumulative Human Food Data</b>		
<b>Human Food</b>		
Certificates issued to date	<b>Total</b>	152,354
	Domestic	88,653
	International	63,701
Lead Instructor certificates to date	<b>Total</b>	2,292
	Domestic	1,364
	International	928
<b>Total Participant Courses Registered</b>		
Total Participant Courses Registered	<b>Total</b>	15,371
	Domestic	8,405
	International	6,966
Upcoming Registered Participant Courses	<b>Total</b>	295
	Domestic	216
	International	79
Participant Courses completed	<b>Total</b>	13,485
	Domestic	7,505
	International	5,980
Average Class Size	<b>Total</b>	11
	Domestic	12
	International	11
<b>LI Courses Completed</b>		
LI Courses Completed	<b>Total</b>	109
	Domestic	71
	International	38
Upcoming LI Courses Scheduled	<b>Total</b>	0
	Domestic	0
	International	0

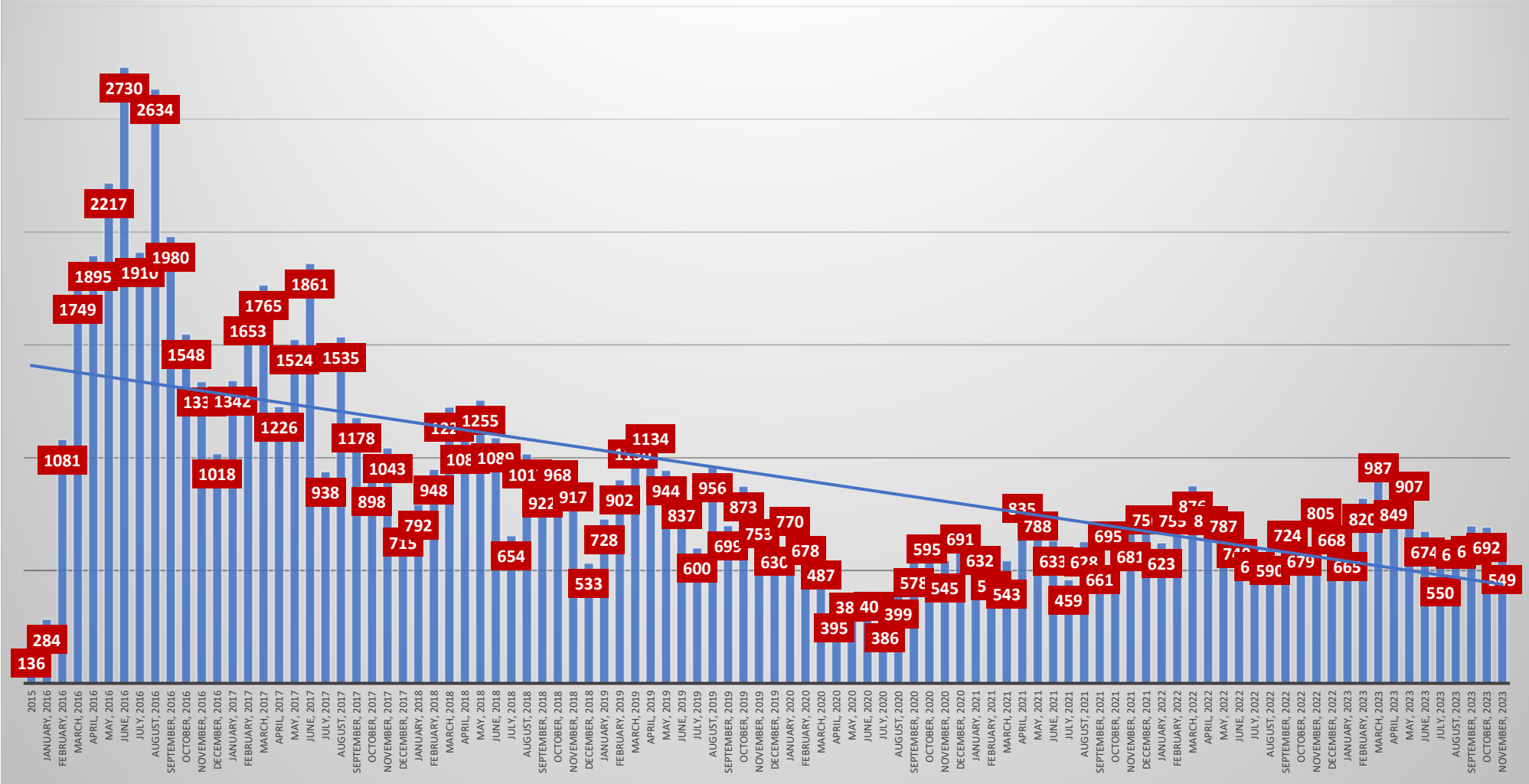
<b>Cumulative Human Food Data</b>		
<b>Human Food Blended</b>		
Enrolled Into Human Food Part 1	<b>Total</b>	6,681
	Domestic	6,111
	International	570
Part 1 Course Completions	<b>Total</b>	6,192
	Domestic	5,662
	International	530
Part 2 Certificates Issued	<b>Total</b>	5,547
	Domestic	5,071
	International	476
Part 2 Courses Completed	<b>Total</b>	990
	Domestic	903
	International	87

**Human Food Total PCQI Certificates By Month with Trendline**



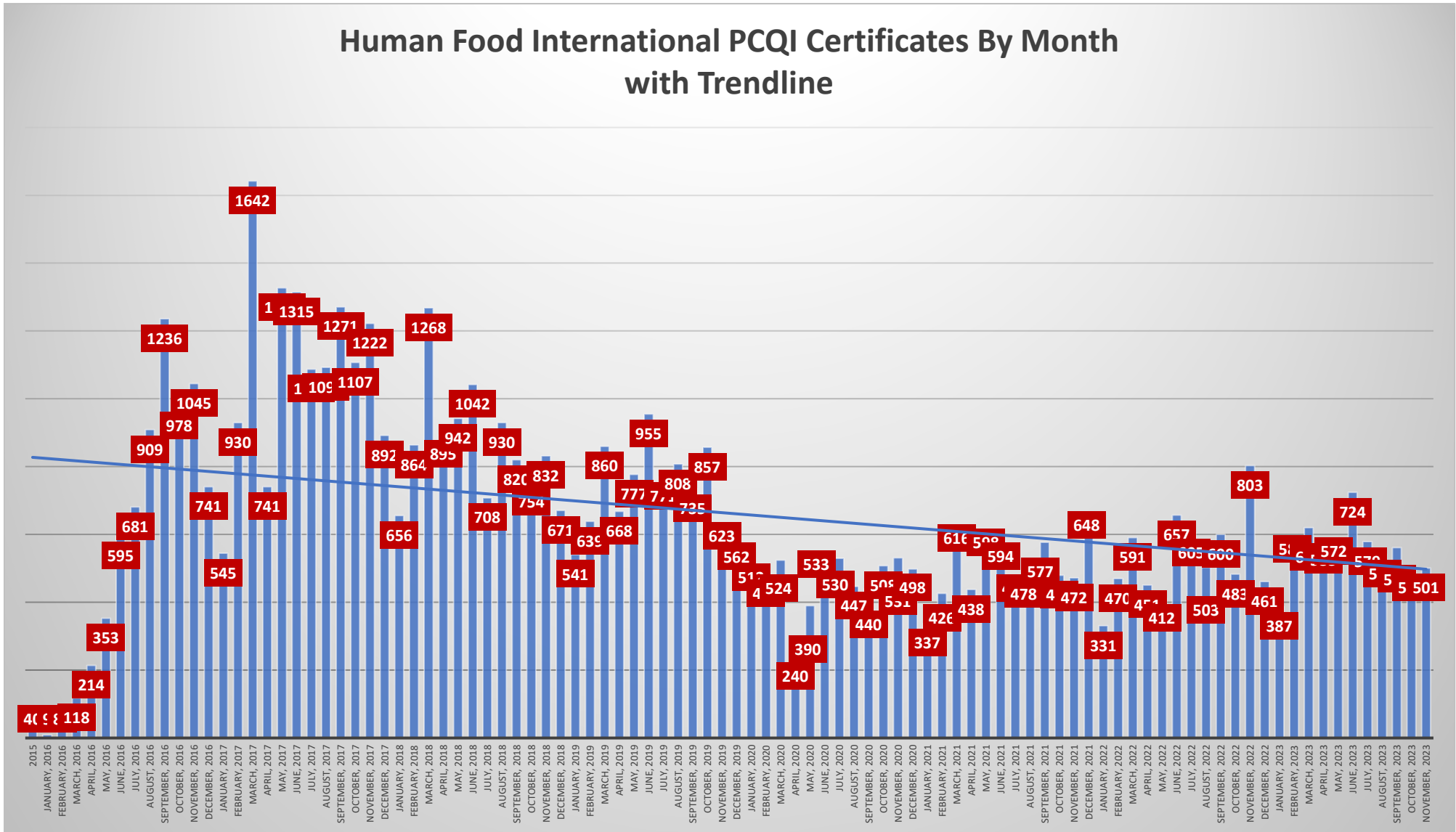
Data reported for the past 2-3 months are subject to change due to lag in submission of course rosters by instructors. Data reconciled quarterly.

### Human Food Domestic PCQI Certificates By Month with Trendline



Data reported for the past 2-3 months are subject to change due to lag in submission of course rosters by instructors. Data reconciled quarterly.

### Human Food International PCQI Certificates By Month with Trendline



Data reported for the past 2-3 months are subject to change due to lag in submission of course rosters by instructors. Data reconciled quarterly.

<b>Human Food Data By Country</b>			
<b>Country</b>	<b>Lead instructors</b>	<b>Courses Completed</b>	<b>Certificates Issued</b>
Afghanistan	0	0	1
Albania	0	0	2
Andorra	0	0	3
Algeria	0	0	1
Antigua and Barbuda	0	1	3
Argentina	14	74	946
Armenia	0	0	3
Australia	3	7	69
Austria	0	2	75
Bahamas	0	0	3
Bangladesh	3	1	51
Barbados	8	12	109
Belgium	4	18	151
Belize	0	3	37
Benin	1	3	26
Bolivia	0	6	146
Bosnia and Herzegovina	0	0	19
Brazil	10	118	1,121
Bulgaria	1	4	22
Burkina Faso	0	0	3
Burundi	1	0	4
Cambodia	0	3	32
Cameroon	0	0	8
Canada	45	454	3,621
Cape Verde	0	0	4
Cayman Islands	1	0	8
Chile	21	155	1,624
China	107	315	4,705
Cocos (Keeling) Islands	0	0	1
Colombia	28	145	2,293
Congo, The Democratic Republic of the	0	0	1

<b>Human Food Data By Country (cont.)</b>			
<b>Country</b>	<b>Lead instructors</b>	<b>Courses Completed</b>	<b>Certificates Issued</b>
Costa Rica	13	92	909
Cote d'Ivoire	0	7	62
Croatia	1	8	32
Cuba	0	1	24
Cyprus	1	1	19
Czech Republic	0	0	6
Denmark	2	18	147
Dominican Republic	13	40	504
Ecuador	28	137	1,499
Egypt	6	16	169
El Salvador	11	33	265
Estonia	0	0	3
Eswatini	0	0	1
Ethiopia	1	1	18
Fiji	0	2	39
Finland	0	1	11
France	12	204	1,166
Gambia	1	1	29
Georgia	0	1	9
Germany	5	102	926
Ghana	10	2	28
Greece	6	44	340
Grenada	0	1	22
Guatemala	34	85	1,206
Guyana	0	4	62
Haiti	3	5	47
Honduras	8	26	492
Hong Kong	1	7	11

<b>Human Food Data By Country (cont.)</b>			
<b>Country</b>	<b>Lead instructors</b>	<b>Courses Completed</b>	<b>Certificates Issued</b>
Hungary	2	10	39
India	131	280	2,671
Indonesia	3	86	567
Ireland	5	47	432
Israel	2	18	527
Italy	33	512	4,238
Jamaica	12	63	581
Japan	25	254	2,728
Jordan	0	1	11
Kenya	10	9	123
Korea, Democratic People's Republic of	0	0	35
Korea, Republic of	7	92	1,308
Latvia	0	0	2
Lebanon	3	7	160
Liberia	0	0	1
Liechtenstein	0	0	2
Lithuania	1	10	82
Luxembourg	0	3	38
Madagascar	2	8	117
Malawi	0	0	8
Malaysia	7	104	941
Maldives	0	1	16
Malta	0	0	1
Mauritius	1	4	51
Mexico	93	783	9,970
Micronesia, Federated States of	0	0	1
Morocco	0	5	136
Myanmar	0	0	4



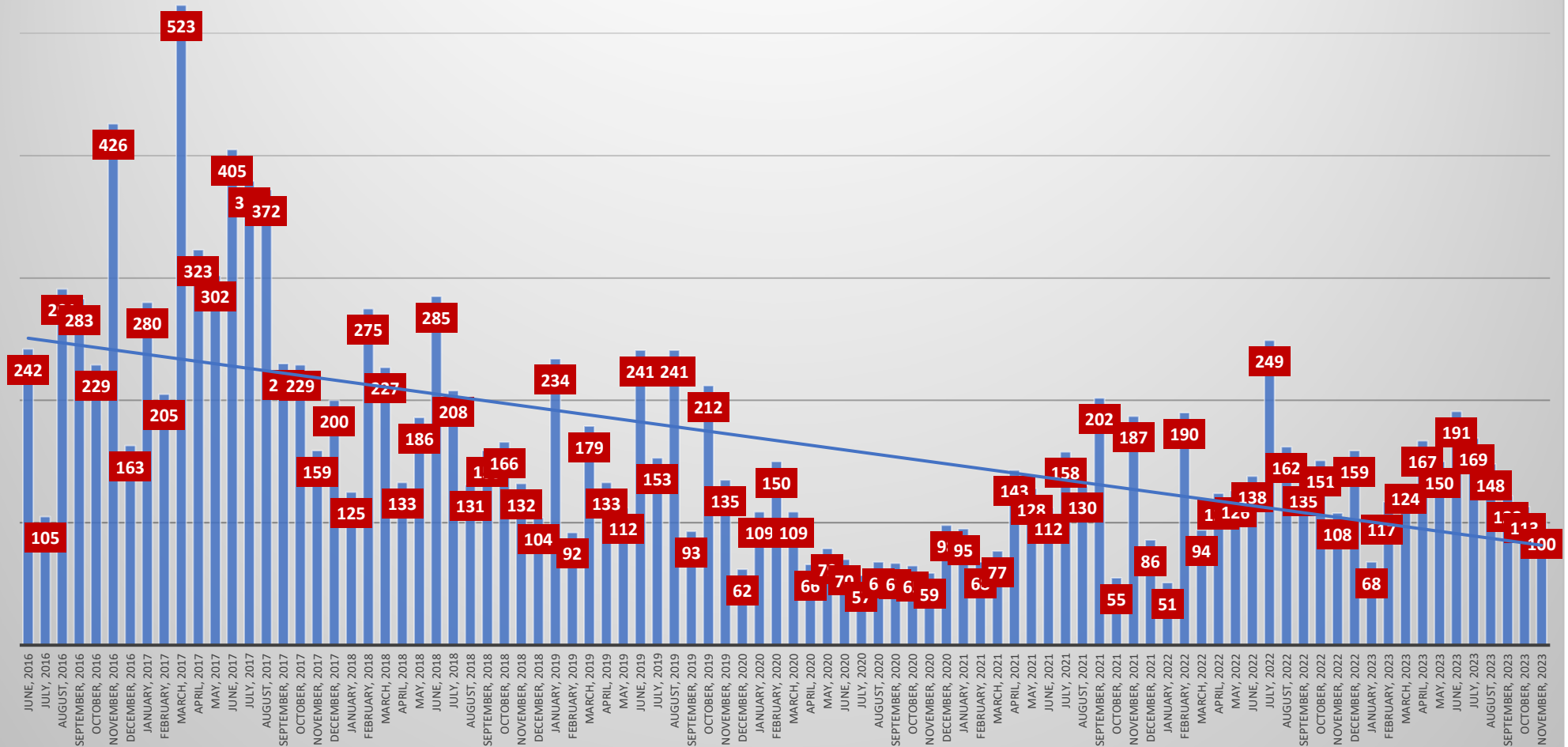
<b>Human Food Data By Country (cont.)</b>			
<b>Country</b>	<b>Lead instructors</b>	<b>Courses Completed</b>	<b>Certificates Issued</b>
Nepal	2	0	2
Netherlands	5	82	581
New Zealand	0	1	40
Nicaragua	0	14	228
Nigeria	1	0	33
North Macedonia	0	0	21
Norway	0	6	68
Oman	0	0	4
Pakistan	2	9	59
Panama	2	3	95
Papua New Guinea	0	0	2
Paraguay	10	18	358
Peru	46	151	1,671
Philippines	4	30	501
Poland	2	34	271
Portugal	2	23	252
Puerto Rico	2	10	68
Qatar	1	2	4
Romania	1	0	9
Russian Federation	0	0	5
Rwanda	0	0	46
Saint Lucia	1	0	2
Saudi Arabia	0	1	44
Senegal	0	0	1
Serbia	0	0	25
Singapore	2	16	211
Slovakia	0	0	7

<b>Human Food Data By Country (cont.)</b>			
<b>Country</b>	<b>Lead instructors</b>	<b>Courses Completed</b>	<b>Certificates Issued</b>
Slovenia	0	1	13
South Africa	1	5	86
Spain	26	365	3,048
Sri Lanka	3	21	190
Sudan	0	0	6
Sweden	0	2	32
Switzerland	1	21	215
Taiwan	10	102	1,764
Tanzania, United Republic of	1	2	10
Thailand	23	224	2,896
Trinidad and Tobago	9	31	261
Tunisia	0	1	40
Turkey	5	56	537
Turks and Caicos Islands	0	0	1
Uganda	3	0	17
Ukraine	1	0	11
United Arab Emirates	2	2	55
United Kingdom	10	58	453
United States	1,364	7,484	88,653
Uruguay	0	15	156
Uzbekistan	1	0	1
Venezuela	0	0	36
Vietnam	8	115	1,332
Zambia	1	0	5

<b>Cumulative Animal Food Data</b>		
<b>Animal Food</b>		
Certificates issued to date	<b>Total</b>	14,958
	Domestic	13,387
	International	1,571
Lead Instructor certificates to date	<b>Total</b>	349
	Domestic	277
	International	72
<b>Total Participant Courses Registered</b>		
Total Participant Courses Registered	<b>Total</b>	1,405
	Domestic	1,231
	International	174
Upcoming Registered Participant Courses	<b>Total</b>	72
	Domestic	71
	International	1
Participant Courses completed	<b>Total</b>	1,224
	Domestic	1,078
	International	146
Average Class Size	<b>Total</b>	12
	Domestic	12
	International	11
<b>LI Courses Completed</b>		
LI Courses Completed	<b>Total</b>	17
	Domestic	13
	International	4
Upcoming LI courses scheduled	<b>Total</b>	0
	Domestic	0
	International	0

<b>Cumulative Animal Food Data</b>		
<b>Animal Food Blended</b>		
Enrolled Into Animal Food Part 1	<b>Total</b>	767
	Domestic	747
	International	20
Part 1 Course Completions	<b>Total</b>	694
	Domestic	676
	International	18
Part 2 Certificates Issued	<b>Total</b>	607
	Domestic	592
	International	15
Part 2 Courses Completed	<b>Total</b>	131
	Domestic	130
	International	1
<b>Current Good Manufacturing Practices (CGMPs) for Animal Food Production</b>		
Enrolled Into CGMP	<b>Total</b>	121
	Domestic	115
	International	6
CGMP Course Completions	<b>Total</b>	100
	Domestic	99
	International	1

### Animal Food Total PCQI Certificates By Month with Trendline

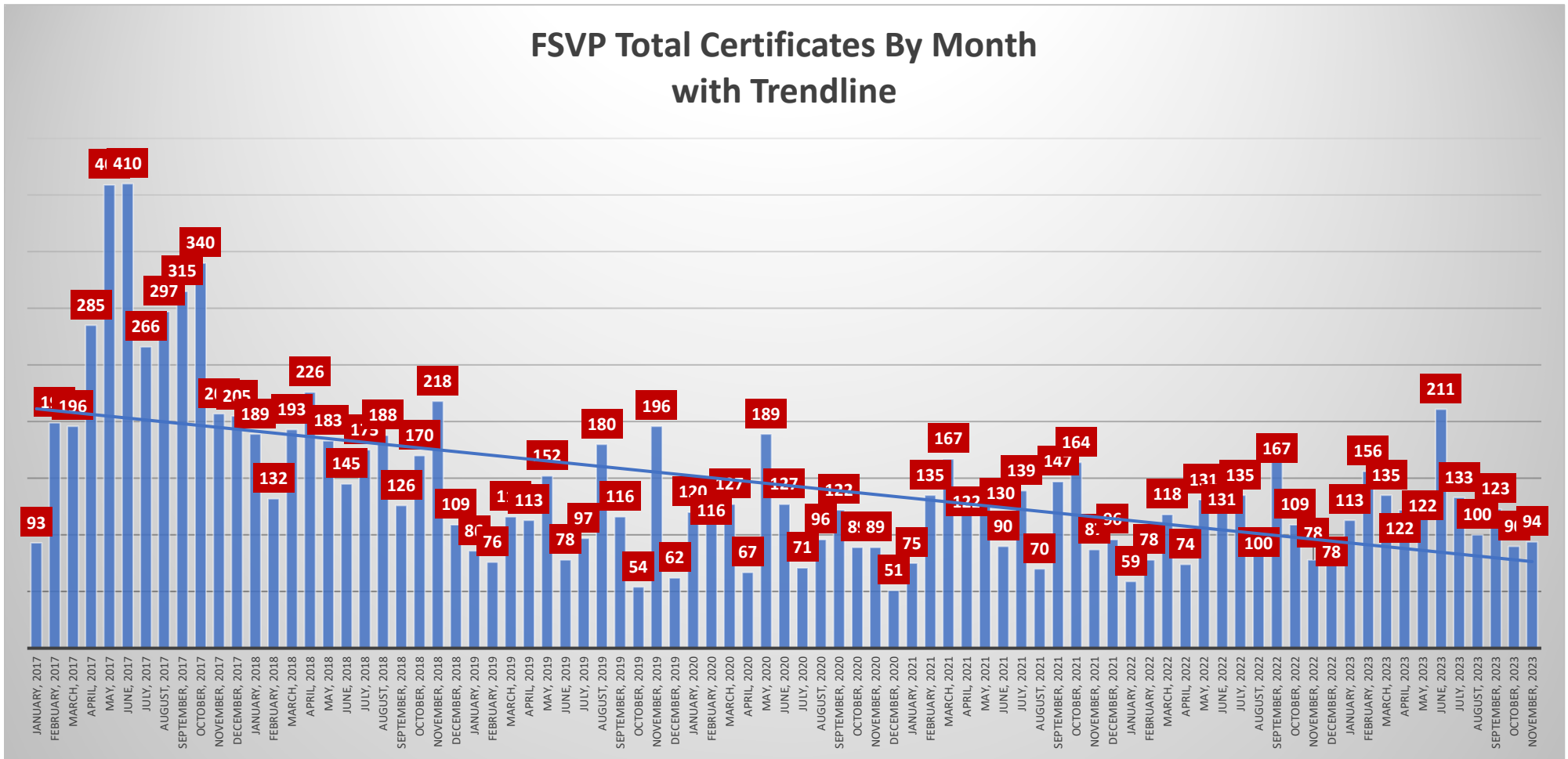


Data reported for the past 2-3 months are subject to change due to lag in submission of course rosters by instructors. Data reconciled quarterly.

<b>Cumulative FSVP Data</b>		
<b>FSVP</b>		
Certificates issued to date	<b>Total</b>	11,945
	Domestic	10,046
	International	1,899
Lead Instructor certificates to date	<b>Total</b>	363
	Domestic	306
	International	57
Total Participant Courses Registered	<b>Total</b>	2,009
	Domestic	1,629
	International	380
Upcoming Registered Participant Courses	<b>Total</b>	90
	Domestic	88
	International	2
Participant Courses completed	<b>Total</b>	1,487
	Domestic	1,259
	International	228
Average Class Size	<b>Total</b>	8
	Domestic	8
	International	8
LI Courses Completed	<b>Total</b>	17
	Domestic	17
	International	0
Upcoming LI courses scheduled	<b>Total</b>	1
	Domestic	1
	International	0

<b>Cumulative FSVP Data</b>		
<b>FSVP Blended</b>		
Enrolled Into FSVP Part 1	<b>Total</b>	656
	Domestic	604
	International	52
Part 1 Course Completions	<b>Total</b>	569
	Domestic	526
	International	43
Part 2 Certificates Issued	<b>Total</b>	466
	Domestic	440
	International	26
Part 2 Courses Completed	<b>Total</b>	122
	Domestic	122
	International	0

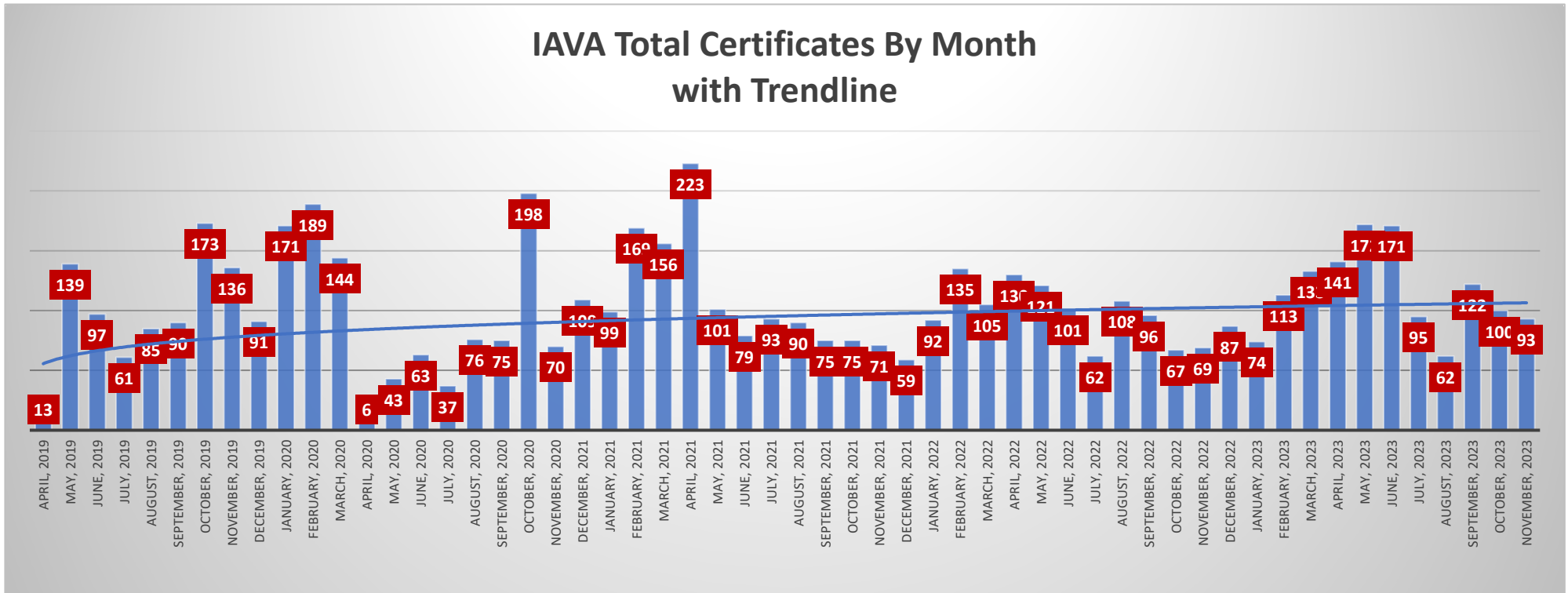
### FSVP Total Certificates By Month with Trendline



Data reported for the past 2-3 months are subject to change due to lag in submission of course rosters by instructors. Data reconciled quarterly.



<b>Cumulative IAVA Data</b>		
<b>IAVA</b>		
Certificates issued to date	<b>Total</b>	5,805
	Domestic	2,774
	International	3,031
Lead Instructor certificates to date	<b>Total</b>	86
	Domestic	58
	International	28
<b>Total Participant Courses Registered</b>		
Total Participant Courses Registered	<b>Total</b>	871
	Domestic	478
	International	393
Upcoming Registered Participant Courses	<b>Total</b>	45
	Domestic	28
	International	17
Participant Courses completed	<b>Total</b>	707
	Domestic	366
	International	341
Average Class Size	<b>Total</b>	8
	Domestic	8
	International	9
<b>LI Courses Completed</b>		
LI Courses Completed	<b>Total</b>	7
	Domestic	7
	International	0
Upcoming LI courses scheduled	<b>Total</b>	0
	Domestic	0
	International	0



Data reported for the past 2-3 months are subject to change due to lag in submission of course rosters by instructors. Data reconciled quarterly.

<b>Intentional Adulteration</b>		
Food Defense Awareness for the IA Rule	Number of times accessed	<b>263,519</b>
	Total Time Spent (minutes)	<b>1,349,117</b>
Overview of the Intentional Adulteration Rule (IA Rule)	Number of times accessed	<b>82,059</b>
	Total Time Spent (minutes)	<b>504,072</b>
Food Defense Awareness for the IA Rule: Spanish	Number of times accessed	<b>34,117</b>
	Total Time Spent (minutes)	<b>120,731</b>

IA Key Activity Types Course (Start Date: 11/28/2018)	<b>Enrolled</b>	3,514
	Not Started	66
	In Progress	35
	Completed	3,407
	Total Time Spent (minutes)	204d 3h 33m 23s
IA Mitigation Strategies (Start Date: 11/28/2018)	<b>Enrolled</b>	3,329
	Not Started	121
	In Progress	53
	Completed	3,151
	Total Time Spent (minutes)	383d 9h 16m 24s
IA Food Defense Plan Preparation and Reanalysis Course (Start Date: 12/11/2019)	<b>Enrolled</b>	1,688
	Not Started	94
	In Progress	35
	Completed	1,557
	Total Time Spent (minutes)	171d 0h 44m 41s