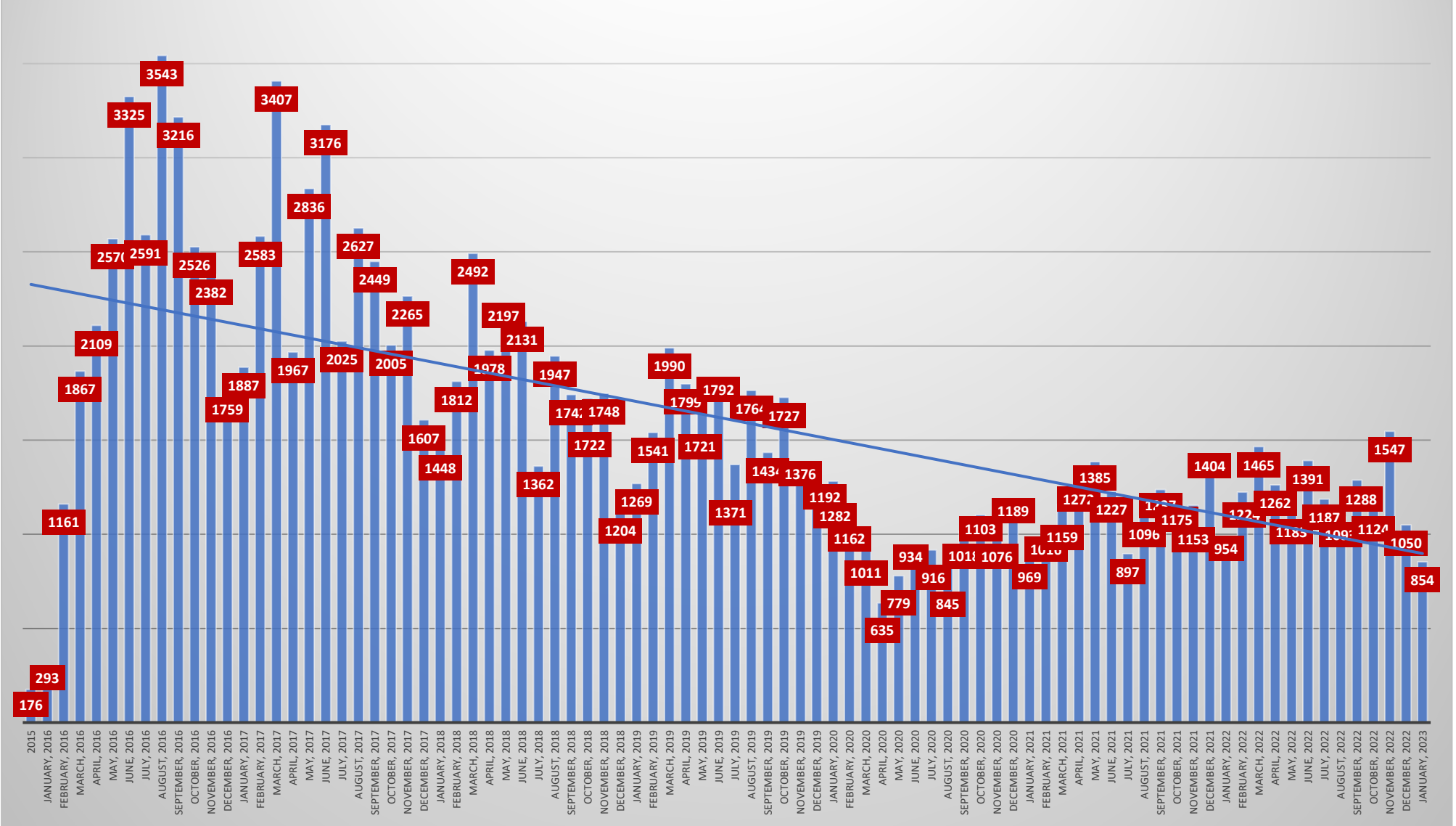


Cumulative Human Food Data		
Human Food		
Certificates issued to date	Total	138,660
	Domestic	81,211
	International	57,449
Lead Instructor certificates to date	Total	2,255
	Domestic	1,341
	International	914
Total Participant Courses Registered		
Total Participant Courses Registered	Total	14,203
	Domestic	7,742
	International	6,461
Upcoming Registered Participant Courses	Total	373
	Domestic	298
	International	75
Participant Courses completed	Total	12,047
	Domestic	6,693
	International	5,354
Average Class Size	Total	12
	Domestic	12
	International	11
LI Courses Completed		
LI Courses Completed	Total	105
	Domestic	68
	International	37
Upcoming LI Courses Scheduled	Total	2
	Domestic	2
	International	0

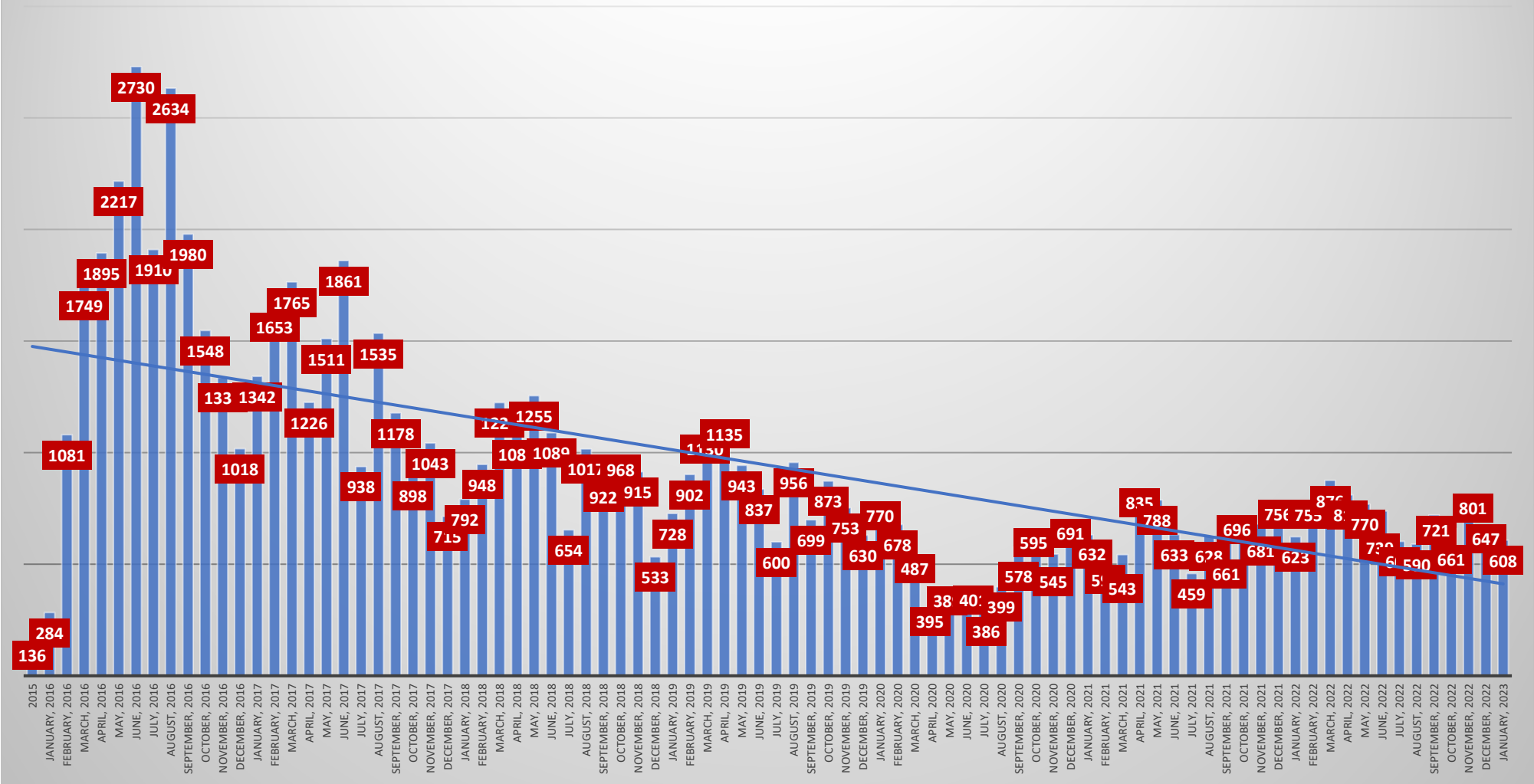
Cumulative Human Food Data		
Human Food Blended		
Enrolled Into Human Food Part 1	Total	5,799
	Domestic	5,318
	International	481
Part 1 Course Completions	Total	5,319
	Domestic	4,869
	International	450
Part 2 Certificates Issued	Total	4,767
	Domestic	4,364
	International	403
Part 2 Courses Completed	Total	853
	Domestic	772
	International	81

Human Food Total PCQI Certificates By Month with Trendline



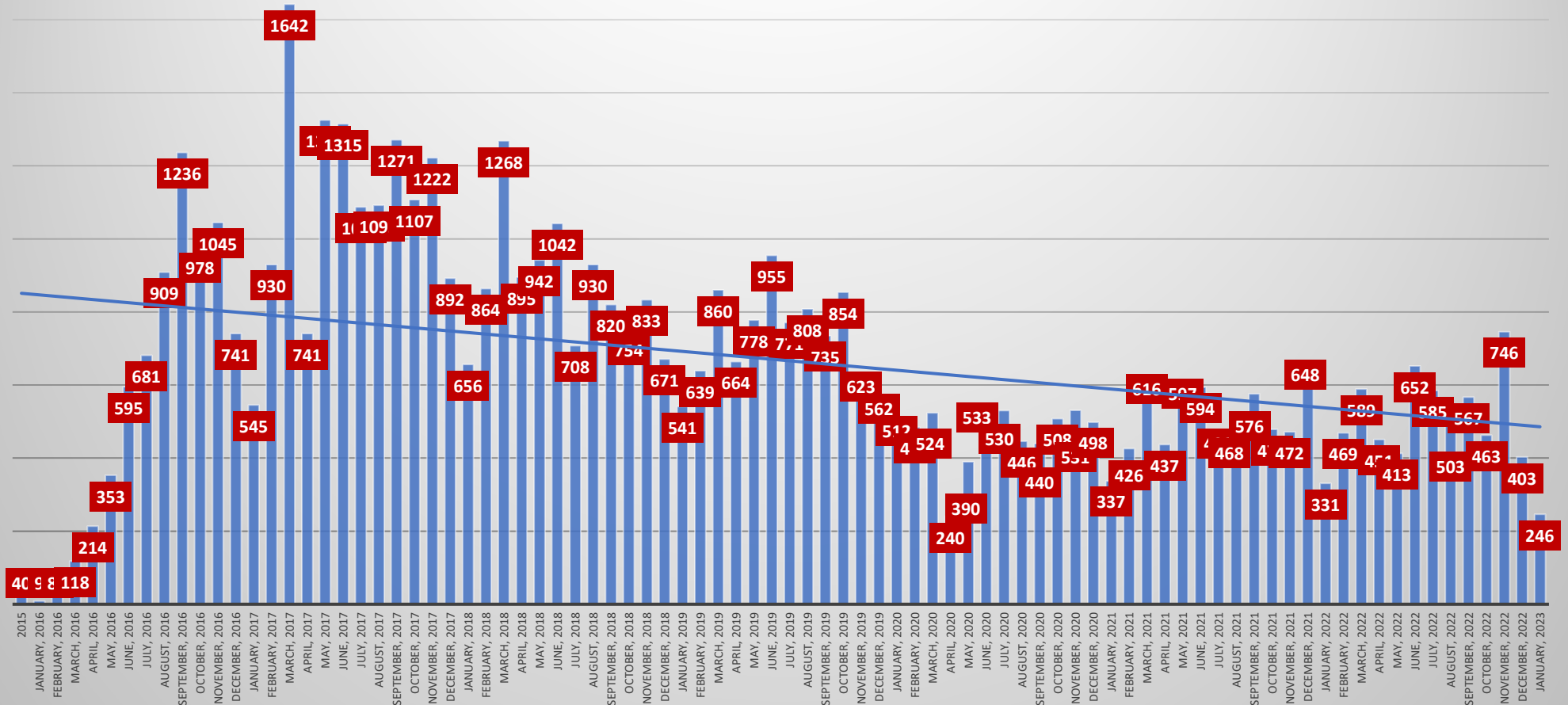
Data reported for the past 2-3 months are subject to change due to lag in submission of course rosters by instructors. Data reconciled quarterly.

Human Food Domestic PCQI Certificates By Month with Trendline



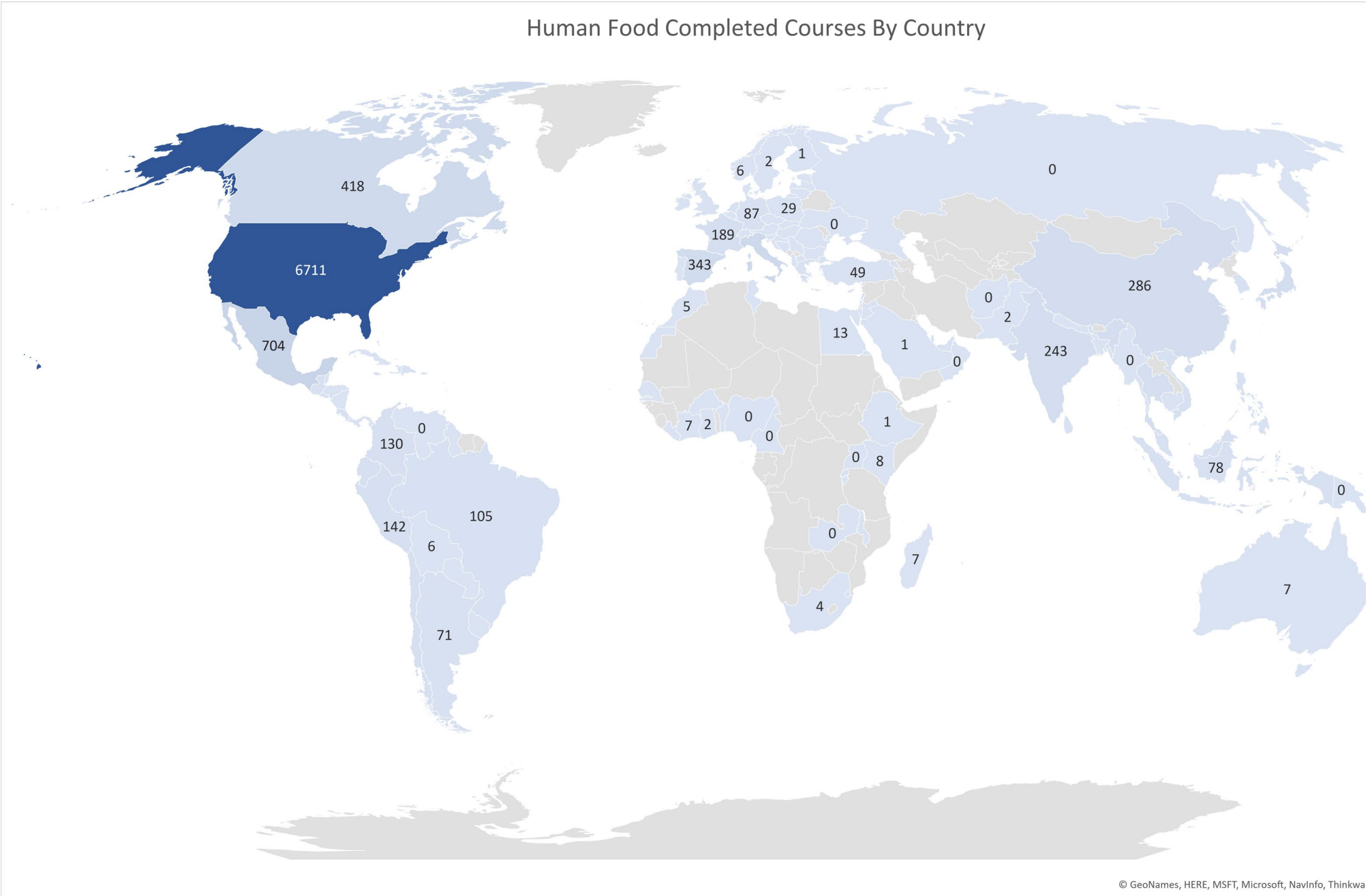
Data reported for the past 2-3 months are subject to change due to lag in submission of course rosters by instructors. Data reconciled quarterly.

Human Food International PCQI Certificates By Month with Trendline



Data reported for the past 2-3 months are subject to change due to lag in submission of course rosters by instructors. Data reconciled quarterly.

Human Food Completed Courses By Country



© GeoNames, HERE, MSFT, Microsoft, NavInfo, Thinkwa

Data reported for the past 2-3 months are subject to change due to lag in submission of course rosters by instructors. Data reconciled quarterly.

Human Food Data By Country			
Country	Lead instructors	Courses Completed	Certificates Issued
Afghanistan	0	0	1
Albania	0	0	1
Andorra	0	0	1
Antigua and Barbuda	0	1	3
Argentina	15	71	898
Armenia	0	0	3
Australia	3	7	65
Austria	0	2	63
Bahamas	0	0	3
Bangladesh	3	1	51
Barbados	8	12	104
Belgium	1	15	134
Belize	0	3	32
Benin	1	2	21
Bolivia	0	6	138
Bosnia and Herzegovina	0	0	9
Brazil	10	105	985
Bulgaria	1	4	22
Burkina Faso	0	0	3
Burundi	1	0	4
Cambodia	0	3	31
Cameroon	0	0	6
Canada	44	418	3,212
Cape Verde	0	0	4
Cayman Islands	1	0	6
Chile	21	141	1,532
China	107	286	4,266
Cocos (Keeling) Islands	0	0	1
Colombia	30	130	2,075
Costa Rica	11	81	858
Cote d'Ivoire	0	7	62

Human Food Data By Country (cont.)			
Country	Lead instructors	Courses Completed	Certificates Issued
Croatia	1	8	32
Cuba	0	0	1
Cyprus	1	1	17
Czech Republic	0	0	6
Denmark	2	15	119
Dominican Republic	13	38	442
Ecuador	28	131	1,422
Egypt	2	13	123
El Salvador	11	30	224
Estonia	0	0	3
Eswatini	0	0	1
Ethiopia	1	1	18
Fiji	0	2	38
Finland	0	1	7
France	12	189	1,069
Gambia	1	1	27
Germany	5	87	800
Ghana	10	2	23
Greece	6	40	301
Grenada	0	1	19
Guatemala	34	78	1,081
Guyana	0	4	61
Haiti	3	5	46
Honduras	8	25	456
Hong Kong	1	4	11
Hungary	2	8	31
India	131	243	2,360
Indonesia	3	78	531

Human Food Data By Country (cont.)			
Country	Lead instructors	Courses Completed	Certificates Issued
Ireland	5	38	368
Israel	2	15	473
Italy	33	480	3,998
Jamaica	12	56	532
Japan	24	228	2,461
Jordan	0	1	10
Kenya	10	8	112
Korea, Republic of	7	83	1,177
Latvia	0	0	2
Lebanon	3	7	151
Liberia	0	0	1
Liechtenstein	0	0	2
Lithuania	1	10	82
Luxembourg	0	3	38
Macedonia, The Former Yugoslav Republic of	0	0	0
Madagascar	2	7	105
Malawi	0	0	6
Malaysia	7	92	823
Maldives	0	1	15
Malta	0	0	1
Mauritius	1	3	37
Mexico	94	704	8,968
Morocco	0	5	124
Myanmar	0	0	2
Nepal	2	0	2
Netherlands	5	76	504
New Zealand	0	1	31
Nicaragua	0	12	182

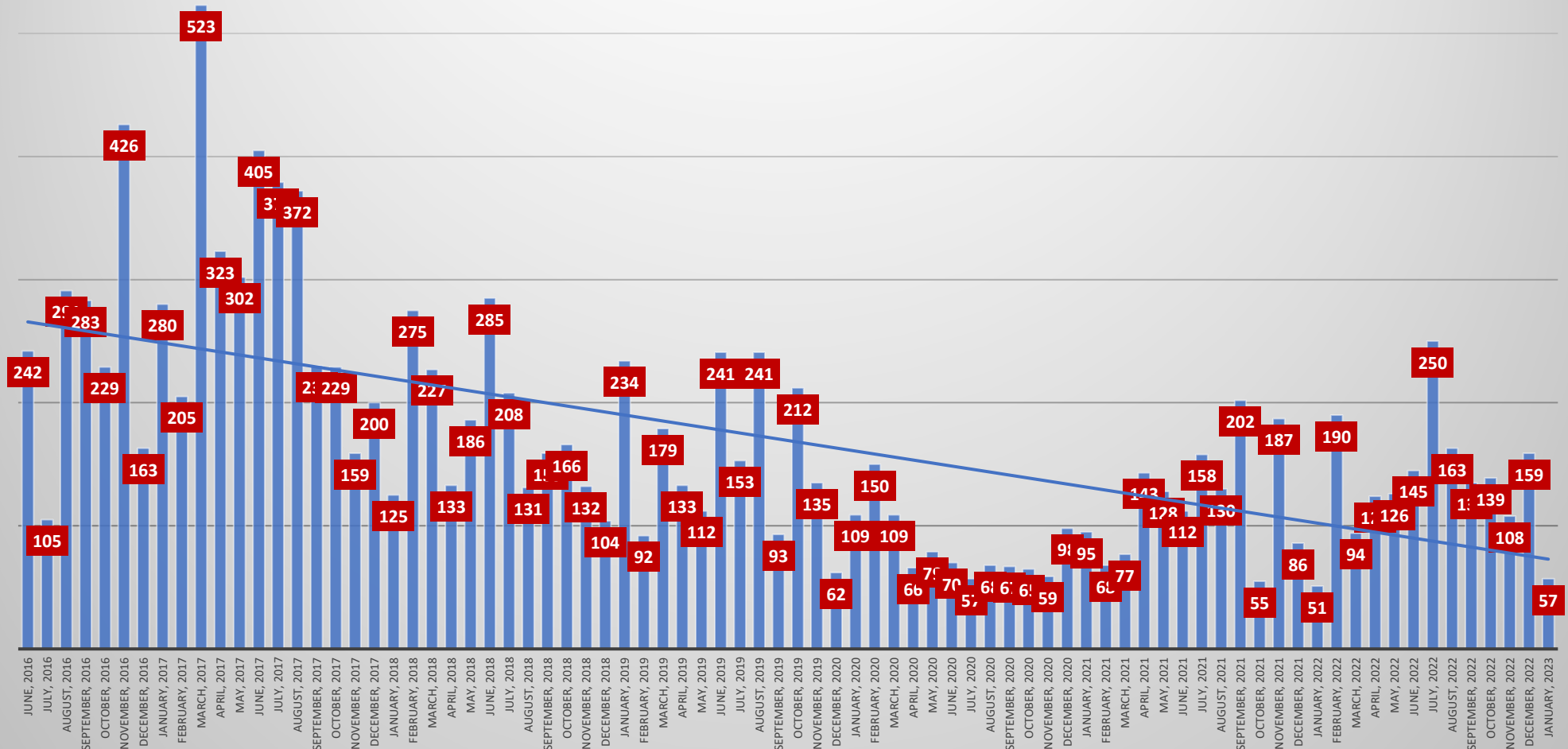
Human Food Data By Country (cont.)			
Country	Lead instructors	Courses Completed	Certificates Issued
Nigeria	1	0	24
Norway	0	6	64
Oman	0	0	3
Pakistan	1	2	33
Panama	2	3	91
Papua New Guinea	0	0	2
Paraguay	10	18	345
Peru	45	142	1,590
Philippines	4	27	473
Poland	2	29	234
Portugal	2	22	233
Puerto Rico	0	6	21
Qatar	1	1	2
Romania	1	0	8
Russian Federation	0	0	5
Rwanda	0	0	44
Saint Lucia	1	0	2
Saudi Arabia	0	1	37
Senegal	0	0	1
Serbia	0	0	24
Singapore	2	13	159
Slovakia	0	0	5
Slovenia	0	1	9
South Africa	1	4	66
Spain	25	343	2,788
Sri Lanka	3	16	154
Sweden	0	2	32

Human Food Data By Country (cont.)			
Country	Lead instructors	Courses Completed	Certificates Issued
Switzerland	1	19	186
Taiwan	10	88	1,559
Tanzania, United Republic of	1	2	10
Thailand	23	205	2,667
Trinidad and Tobago	8	26	179
Tunisia	0	1	36
Turkey	5	49	416
Turks and Caicos Islands	0	0	1
Uganda	3	0	13
Ukraine	1	0	11
United Arab Emirates	2	2	44
United Kingdom	10	57	422
United States	1,341	6,711	81,211
Uruguay	0	15	152
Venezuela	0	0	33
Vietnam	8	98	1,199
Zambia	1	0	2

Cumulative Animal Food Data		
Animal Food		
Certificates issued to date	Total	13,543
	Domestic	12,105
	International	1,438
Lead Instructor certificates to date	Total	340
	Domestic	268
	International	72
Total Participant Courses Registered		
Total Participant Courses Registered	Total	1,288
	Domestic	1,108
	International	180
Upcoming Registered Participant Courses	Total	74
	Domestic	71
	International	3
Participant Courses completed	Total	1,064
	Domestic	931
	International	133
Average Class Size	Total	13
	Domestic	13
	International	11
LI Courses Completed		
LI Courses Completed	Total	16
	Domestic	12
	International	4
Upcoming LI courses scheduled	Total	1
	Domestic	1
	International	0

Cumulative Animal Food Data		
Animal Food Blended		
Enrolled Into Animal Food Part 1	Total	629
	Domestic	618
	International	11
Part 1 Course Completions	Total	564
	Domestic	554
	International	10
Part 2 Certificates Issued	Total	485
	Domestic	477
	International	8
Part 2 Courses Completed	Total	141
	Domestic	138
	International	3
Current Good Manufacturing Practices (CGMPs) for Animal Food Production		
Enrolled Into CGMP	Total	107
	Domestic	104
	International	3
CGMP Course Completions	Total	89
	Domestic	89
	International	0

Animal Food Total PCQI Certificates By Month with Trendline

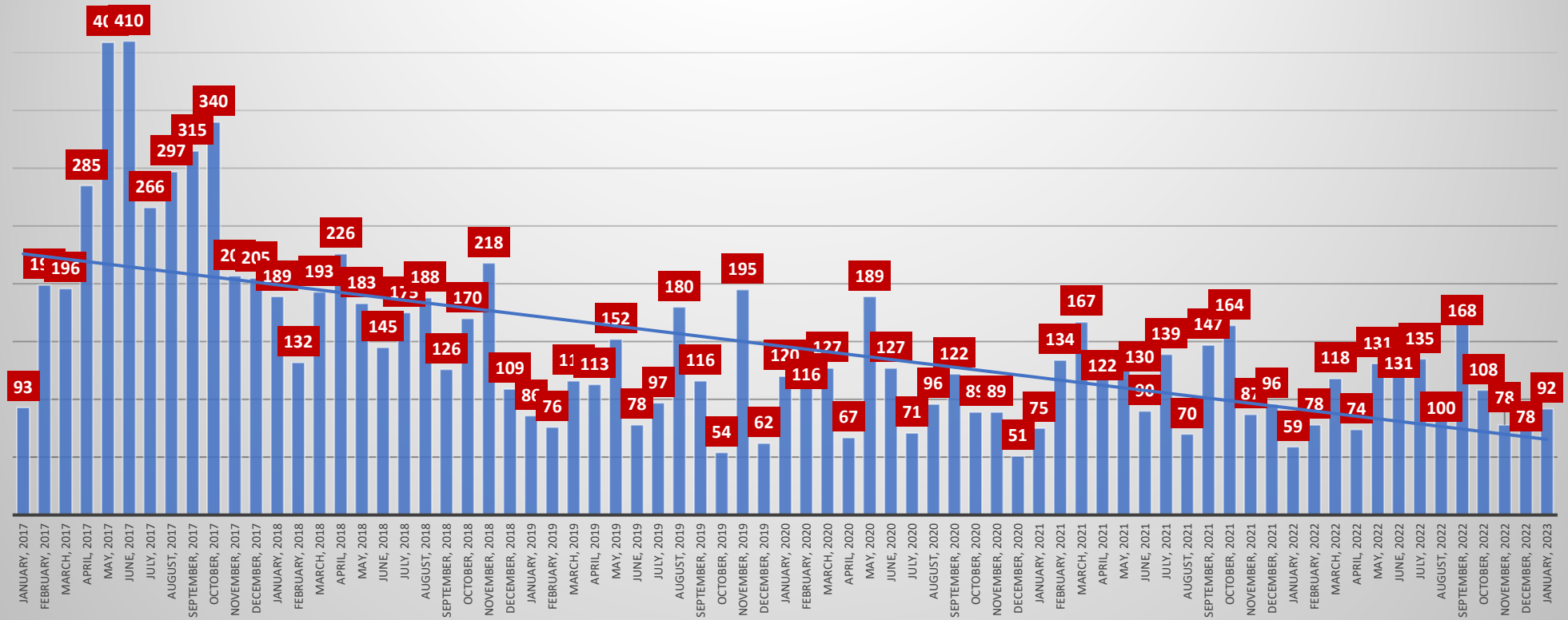


Data reported for the past 2-3 months are subject to change due to lag in submission of course rosters by instructors. Data reconciled quarterly.

Cumulative FSVP Data		
FSVP		
Certificates issued to date	Total	10,636
	Domestic	9,038
	International	1,598
Lead Instructor certificates to date	Total	363
	Domestic	306
	International	57
Total Participant Courses Registered	Total	1,822
	Domestic	1,463
	International	359
Upcoming Registered Participant Courses	Total	91
	Domestic	85
	International	6
Participant Courses completed	Total	1,279
	Domestic	1,063
	International	216
Average Class Size	Total	8
	Domestic	9
	International	7
LI Courses Completed	Total	17
	Domestic	17
	International	0
Upcoming LI courses scheduled	Total	0
	Domestic	0
	International	0

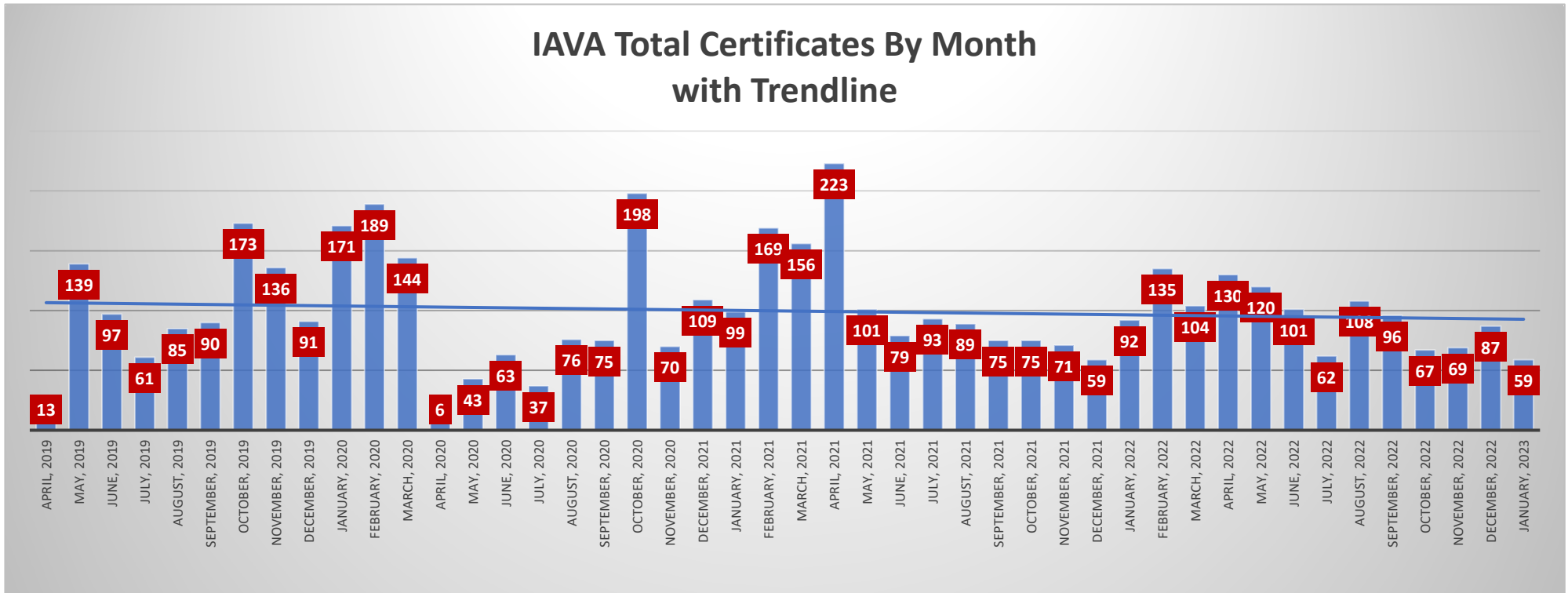
Cumulative FSVP Data		
FSVP Blended		
Enrolled Into FSVP Part 1	Total	522
	Domestic	492
	International	30
Part 1 Course Completions	Total	440
	Domestic	413
	International	27
Part 2 Certificates Issued	Total	352
	Domestic	338
	International	14
Part 2 Courses Completed	Total	91
	Domestic	91
	International	0

FSVP Total Certificates By Month with Trendline



Data reported for the past 2-3 months are subject to change due to lag in submission of course rosters by instructors. Data reconciled quarterly.

Cumulative IAVA Data		
IAVA		
Certificates issued to date	Total	4,585
	Domestic	2,347
	International	2,238
Lead Instructor certificates to date	Total	74
	Domestic	54
	International	20
Total Participant Courses Registered		
Total Participant Courses Registered	Total	698
	Domestic	406
	International	292
Upcoming Registered Participant Courses	Total	48
	Domestic	44
	International	4
Participant Courses completed	Total	545
	Domestic	299
	International	246
Average Class Size	Total	8
	Domestic	8
	International	9
LI Courses Completed		
LI Courses Completed	Total	6
	Domestic	6
	International	0
Upcoming LI courses scheduled	Total	0
	Domestic	0
	International	0



Data reported for the past 2-3 months are subject to change due to lag in submission of course rosters by instructors. Data reconciled quarterly.

Intentional Adulteration		
Food Defense Awareness for the IA Rule	Number of times accessed	222,551
	Total Time Spent (minutes)	1,223,279
Overview of the Intentional Adulteration Rule (IA Rule)	Number of times accessed	68,526
	Total Time Spent (minutes)	450,754
Food Defense Awareness for the IA Rule: Spanish	Number of times accessed	20,816
	Total Time Spent (minutes)	85,952

IA Key Activity Types Course (Start Date: 11/28/2018)	Enrolled	3,166
	Not Started	54
	In Progress	28
	Completed	3,080
	Total Time Spent (minutes)	185d 6h 40m 50s
IA Mitigation Strategies (Start Date: 11/28/2018)	Enrolled	3,003
	Not Started	109
	In Progress	52
	Completed	2,840
	Total Time Spent (minutes)	347d 2h 52m 58s
IA Food Defense Plan Preparation and Reanalysis Course (Start Date: 12/11/2019)	Enrolled	1,417
	Not Started	75
	In Progress	35
	Completed	1,305
	Total Time Spent (minutes)	143d 16h 22m 34s